

name: _____

week of: _____



Work at Home

INITIAL	LITERACY	MATH
DAY 1	<ul style="list-style-type: none"> <input type="checkbox"/> Read To: The Tiny Seed <input type="checkbox"/> Sight Words: flash card review <input type="checkbox"/> Watch: Learning Letter Sounds <input type="checkbox"/> Practice: Write the words for the picture cards <input type="checkbox"/> Journal: write about a seed <p>* Play all week: Flowering Words</p>	<ul style="list-style-type: none"> <input type="checkbox"/> Watch: Sing a Song of Flowers <input type="checkbox"/> Count aloud to 100 and write numbers as high as you can <input type="checkbox"/> Activity: roll 2 dice and add the numbers <input type="checkbox"/> Printable: Frog Numbers <p>* Play all week: Friendship Addition</p>
DAY 2	<ul style="list-style-type: none"> <input type="checkbox"/> Read To: Planting a Rainbow <input type="checkbox"/> Sight Words: rainbow write the words <input type="checkbox"/> Watch: Rhyming Words Game <input type="checkbox"/> Practice: Roll and Read Printable <input type="checkbox"/> Journal: write about different color flowers 	<ul style="list-style-type: none"> <input type="checkbox"/> Watch: Addition for Kids/Addition Song <input type="checkbox"/> Count aloud to 100 and write numbers as high as you can <input type="checkbox"/> Activity: measure 10 items around your house and record it <input type="checkbox"/> Printable: Jelly Bean Addition
DAY 3	<ul style="list-style-type: none"> <input type="checkbox"/> Read To: Zinnia's Flower Garden <input type="checkbox"/> Sight Words: write the room <input type="checkbox"/> Watch: Word Family -en <input type="checkbox"/> Practice: write a sentence for the picture cards (1-6) <input type="checkbox"/> Journal: write about what a flower needs to grow 	<ul style="list-style-type: none"> <input type="checkbox"/> Watch: Ten Frame Subtraction Song <input type="checkbox"/> Count aloud to 100 and write numbers as high as you can <input type="checkbox"/> Activity: roll and subtract <input type="checkbox"/> Printable: Take Away Quick
DAY 4	<ul style="list-style-type: none"> <input type="checkbox"/> Read To: Flower Garden <input type="checkbox"/> Sight Words: sensory play <input type="checkbox"/> Watch: Workout with the Word Family <input type="checkbox"/> Practice: write a sentence for the word cards (7-12) <input type="checkbox"/> Journal: write what color flowers you would put in your garden 	<ul style="list-style-type: none"> <input type="checkbox"/> Watch: Let's Learn Our Addition Facts <input type="checkbox"/> Count aloud to 100 and write numbers as high as you can <input type="checkbox"/> Activity: play greater than / less than (war) with a deck of card <input type="checkbox"/> Printable: Base 10 Kites
DAY 5	<ul style="list-style-type: none"> <input type="checkbox"/> Read To: Sunflower House <input type="checkbox"/> Sight Words: write the words in sentences <input type="checkbox"/> Watch: Word Family -an <input type="checkbox"/> Practice: The Van <input type="checkbox"/> Journal: write about a sunflower 	<ul style="list-style-type: none"> <input type="checkbox"/> Watch: Count to 100 and Workout <input type="checkbox"/> Count: aloud to 120 and write numbers as high as you can <input type="checkbox"/> Activity: play number memory <input type="checkbox"/> Printable: Spring Color By Code

SEND HOME CENTERS

Create this game to play with your student at home.
Store in a baggie and save to play throughout the year.

FLOWERING WORDS

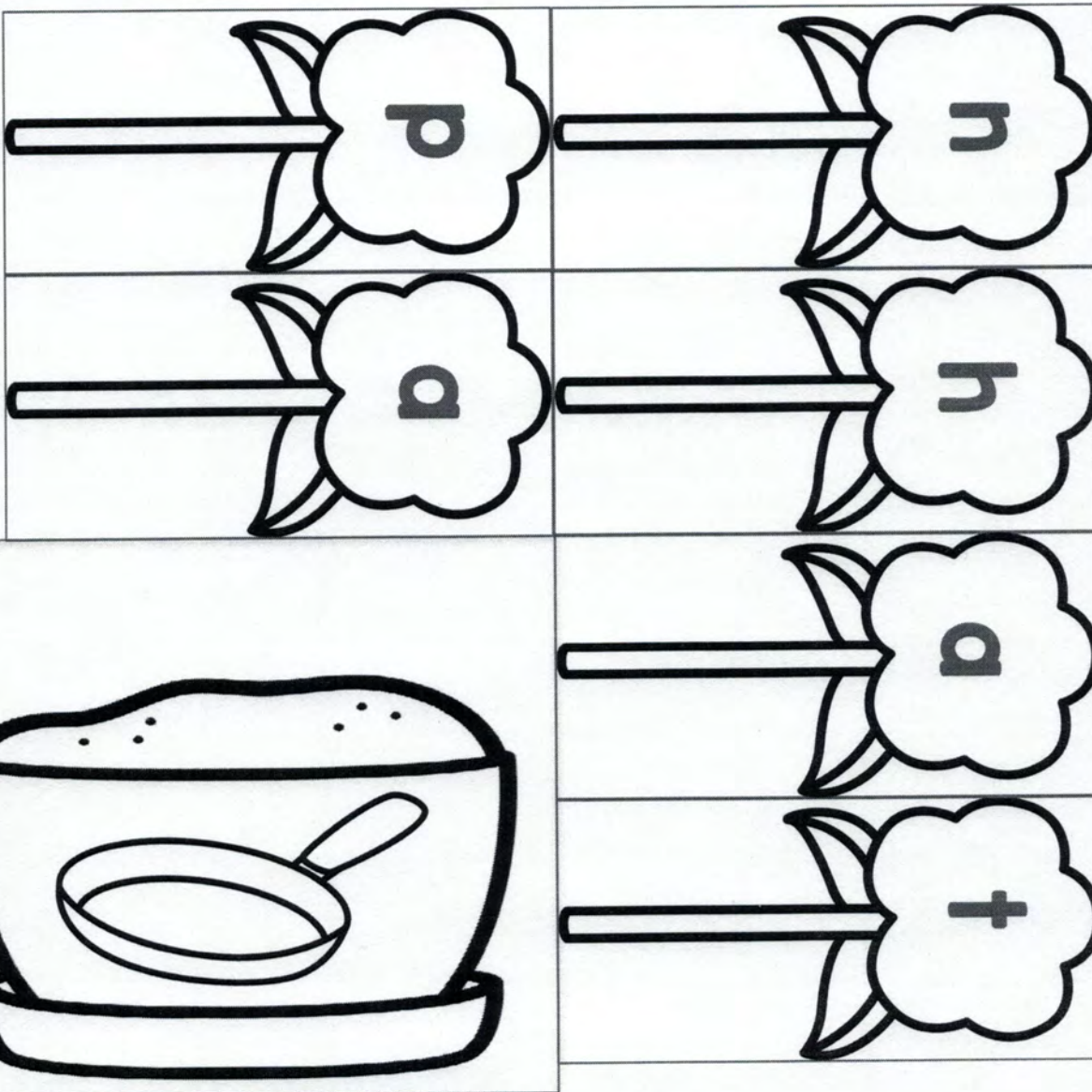
Build the words
using the letter
flowers.

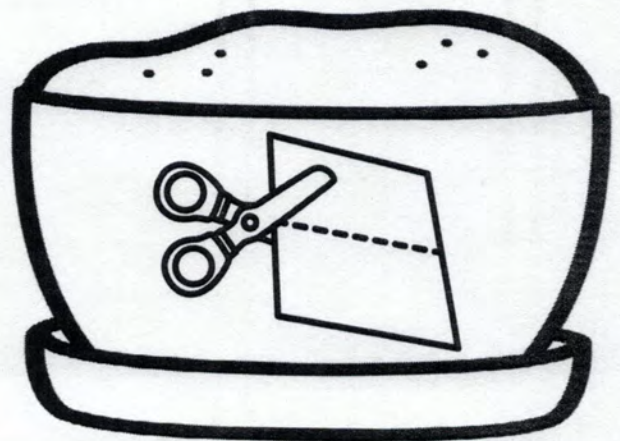








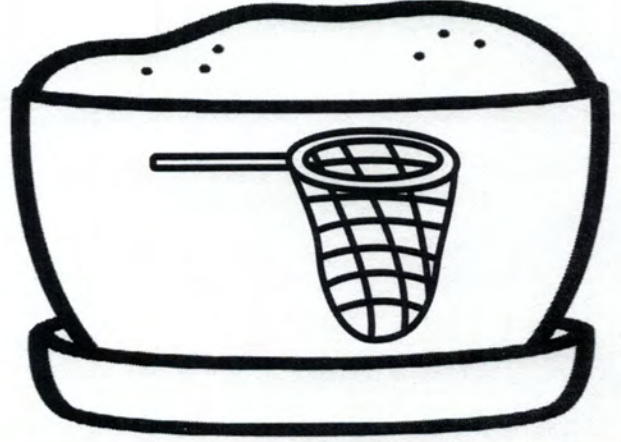
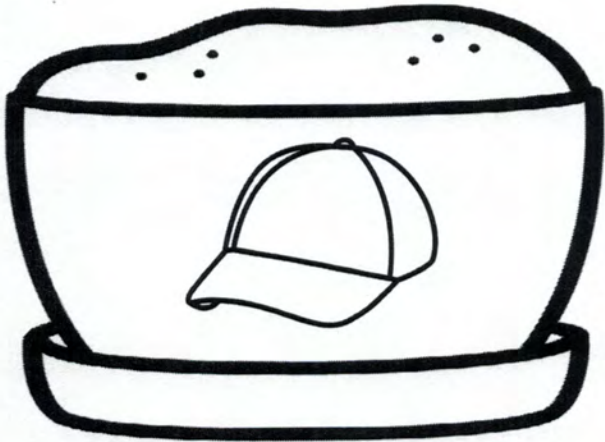
©SIMPLYkinder

To prep this game: Cut
and color the center.
Store in a plastic bag and
play all week.

To make the game more
sturdy, glue to card stock.







had

he

him

as

has

his

is

with

SEND HOME CENTERS

Create this game to play with your student at home.
Store in a baggie and save to play throughout the year.

FRIENDSHIP ADDITION CLIP CARDS



Use a paperclip or clothes pin to mark the correct answer.

©SIMPLYkinder

To prep this game:

Cut and color the center.
Store in a plastic bag and play all week.


To make the game more sturdy, glue to card stock.

An illustration of two children, a girl with glasses and a boy, sitting together and holding a rectangular sign. The sign contains the mathematical equation $6+4$.	7
	10
	6

An illustration of two children, a girl with glasses and a boy, sitting together and holding a rectangular sign. The sign contains the mathematical equation $4+3$.	7
	9
	5

An illustration of two children, a girl with glasses and a boy, sitting together and holding a rectangular sign. The sign contains the mathematical equation $2+1$.	5
	4
	3

An illustration of two children, a girl with glasses and a boy, sitting together and holding a rectangular sign. The sign contains the mathematical equation $5+1$.	9
	5
	4




$5+0$

3	4	5
---	---	---




$3+3$

6	7	8
---	---	---




$6+2$

8	9	10
---	---	----



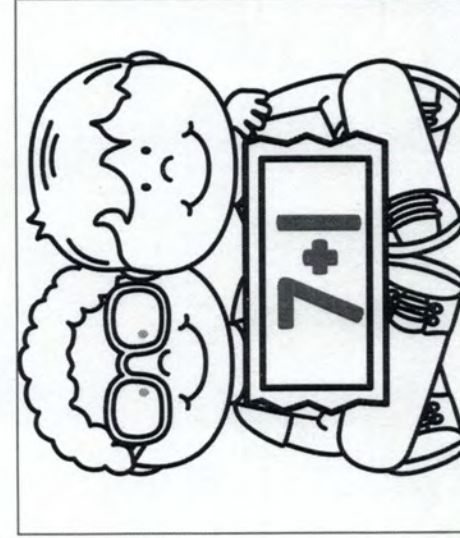
$3+0$

2	3	4
---	---	---



$8+2$

8	9	10
---	---	----



$7+1$

8	9	10
---	---	----

Picture Cards

bib, gum, pit, jet, cap, dip, can, wed,
big, hug, fan, ten

<p>1</p> 	<p>2</p> 	<p>3</p> 
<p>4</p> 	<p>5</p> 	<p>6</p> 
<p>7</p> 	<p>8</p> 	<p>9</p> 
<p>10</p> 	<p>11</p> 	<p>12</p> 

name _____

WRITE THE WORD

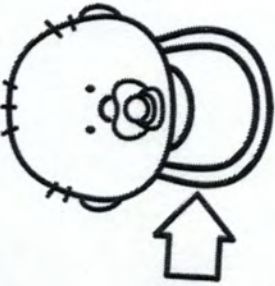
Write the words for the cards.



1



2



3



3



3

4

5

6

7

8

9

10

11

12

name _____

©SIMPLY Kinder

WRITE THE SENTENCE

Write a sentence for the word cards and draw a small picture.

1

2

3

4

5

6

The Van

This is Meg. She just got a van. It is big and red. She had to get gas in the van. She let the kids get in the van. It is snug but fun.



Answer the questions in complete sentences.

1. Who is in the van?




2. What did they get in the van?

name _____

ROLL & READ





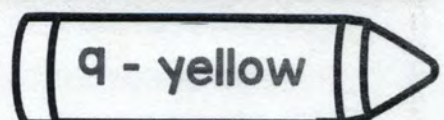

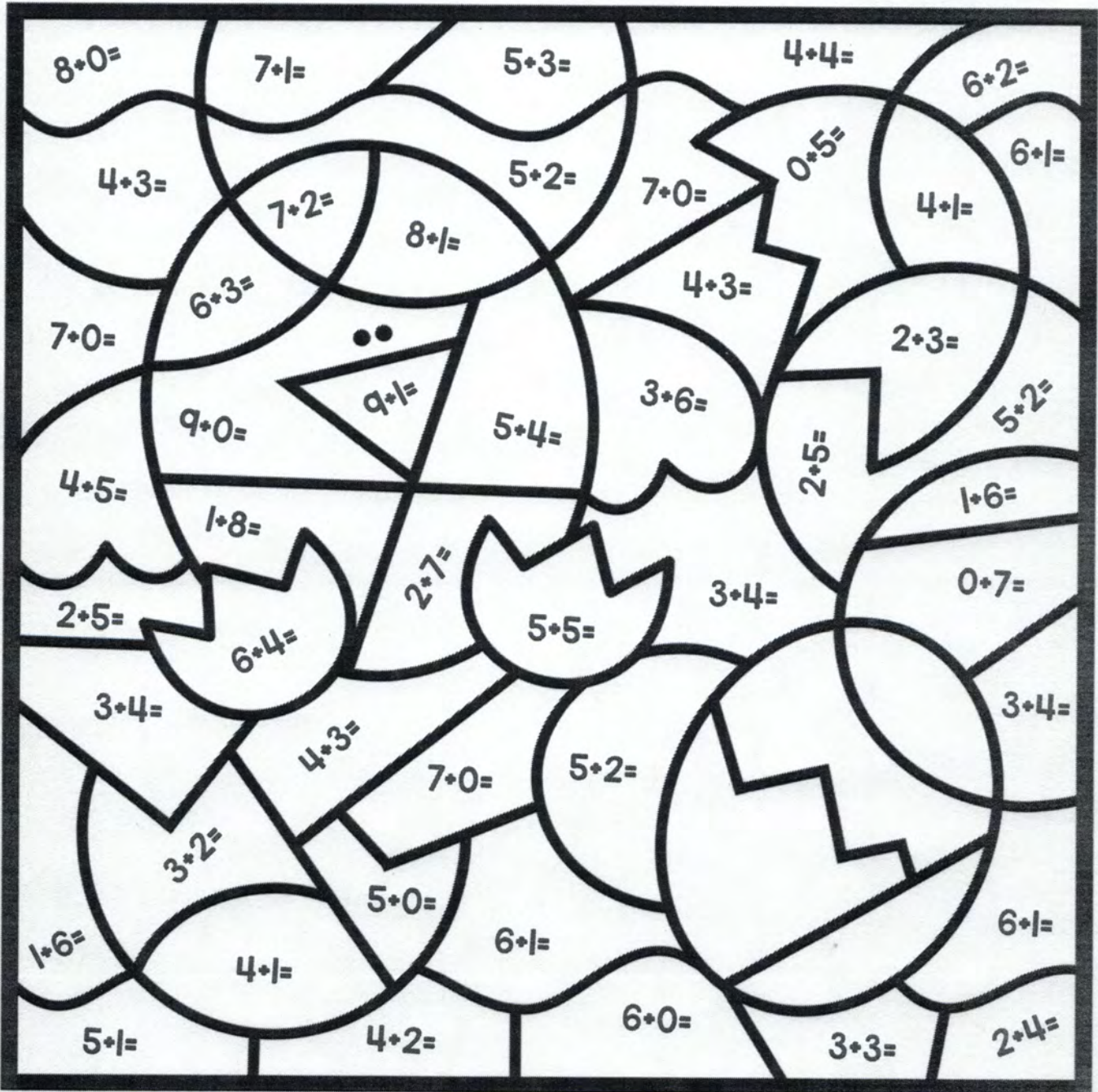
Roll the dice and read the words for the number you roll.

can	hen	mat	top	but	pet
wet	get	kid	pig	pan	van
cut	red	run	log	man	peg
fun	job	hat	beg	leg	gum
pit	ran	tag	dot	tan	cub
met	web	men	nap	bus	let
tug	let	pat	van	box	sun
					

name _____

Sums to 10 ©SIMPLYkinder

SPRING COLOR BY CODE



name

Numbers to 100

FROG NUMBERS



Fill in the given section of the hundreds chart.

31				35					40
		43			46				
51			54				58		
	62			65				69	

Start at the given number and fill in the following numbers.

25									
----	--	--	--	--	--	--	--	--	--

62									
----	--	--	--	--	--	--	--	--	--

47									
----	--	--	--	--	--	--	--	--	--

56									
----	--	--	--	--	--	--	--	--	--

name

Addition to 10

JELLY BEAN ADDITION

Write the number on the picture and then color them.

3

5

8

9

+4

+4

+1

+1



1

2

6

4

+4

+2

+3

+3



10

3

5

8

+0

+2

+1

+2



name _____

©SIMPLY kinder

Take Away Quick

Solve the math problems as fast as you can.

$$\begin{array}{r} 3 \\ -2 \\ \hline \end{array}$$

$$\begin{array}{r} 5 \\ -2 \\ \hline \end{array}$$

$$\begin{array}{r} 6 \\ -3 \\ \hline \end{array}$$

$$\begin{array}{r} 1 \\ -0 \\ \hline \end{array}$$

$$\begin{array}{r} 6 \\ -2 \\ \hline \end{array}$$

$$\begin{array}{r} 7 \\ -2 \\ \hline \end{array}$$

$$\begin{array}{r} 2 \\ -1 \\ \hline \end{array}$$

$$\begin{array}{r} 6 \\ -5 \\ \hline \end{array}$$

$$\begin{array}{r} 10 \\ -4 \\ \hline \end{array}$$

$$\begin{array}{r} 9 \\ -5 \\ \hline \end{array}$$

$$\begin{array}{r} 8 \\ -3 \\ \hline \end{array}$$

$$\begin{array}{r} 4 \\ -4 \\ \hline \end{array}$$

$$\begin{array}{r} 8 \\ -2 \\ \hline \end{array}$$

$$\begin{array}{r} 7 \\ -4 \\ \hline \end{array}$$

$$\begin{array}{r} 8 \\ -6 \\ \hline \end{array}$$

$$\begin{array}{r} 6 \\ -4 \\ \hline \end{array}$$

$$\begin{array}{r} 5 \\ -4 \\ \hline \end{array}$$

$$\begin{array}{r} 4 \\ -2 \\ \hline \end{array}$$

$$\begin{array}{r} 10 \\ -3 \\ \hline \end{array}$$

$$\begin{array}{r} 9 \\ -5 \\ \hline \end{array}$$

$$\begin{array}{r} 6 \\ -2 \\ \hline \end{array}$$

$$\begin{array}{r} 3 \\ -3 \\ \hline \end{array}$$

$$\begin{array}{r} 9 \\ -7 \\ \hline \end{array}$$

$$\begin{array}{r} 8 \\ -6 \\ \hline \end{array}$$

$$\begin{array}{r} 5 \\ -1 \\ \hline \end{array}$$

$$\begin{array}{r} 10 \\ -5 \\ \hline \end{array}$$



name _____

BASE TEN KITES

Count the base ten blocks and write the number in the kites.

Two rods (20) and three units (3) are shown. To the right is a kite with a blank space for writing the number. Below the kite are three small squares representing units.

Three rods (30) and four units (4) are shown. To the right is a kite with a blank space for writing the number. Below the kite are four small squares representing units.

One rod (10) and seven units (7) are shown. To the right is a kite with a blank space for writing the number. Below the kite are seven small squares representing units.

Two rods (20) and eight units (8) are shown. To the right is a kite with a blank space for writing the number. Below the kite are eight small squares representing units.

Three rods (30) and nine units (9) are shown. To the right is a kite with a blank space for writing the number. Below the kite are nine small squares representing units.

Four rods (40) and two units (2) are shown. To the right is a kite with a blank space for writing the number. Below the kite are two small squares representing units.