


**PBS Arkansas Shows and Times**

<b>Peg + Cat</b>	What would it be like to wake up and find yourself in the middle of a math word problem?
<b>Nature Cat</b>	Fred, a house cat, dreams of exploring the great outdoors. Once his family leaves for the day, Fred transforms into NATURE CAT, "backyard explorer extraordinaire!"
<b>Xavier Riddle and the Secret Museum</b>	Xavier Riddle with his sister, Yadina Riddle, and their friend, Brad, go to the Secret Museum to time travel to the past, to observe, interact, and learn from historical heroes.
<b>Wild Kratts</b>	Join the adventures of Chris and Martin Kratt as they encounter incredible wild animals, combining science education with fun and adventure as the duo travels to animal habitats around the globe.
<b>Molly of Denali</b>	Set in a rural Alaskan village, and featuring the adventures of Molly, her family, and friends, Molly Of Denali models the many ways that children can access and create informational text in their daily lives.
<b>Odd Squad</b>	The show focuses on two young agents who are part of the Odd Squad, an agency whose mission is to save the day whenever something unusual happens in their town.
<b>Cat in the Hat Knows a Lot About That!</b>	"The Cat in the Hat Knows a Lot About That!" features six-year-olds Sally & Nick, best friends and next door neighbors, who are transported on magical journeys to all corners of the globe where the natural world becomes their playground.
<b>Wild Kratts</b>	Join the adventures of Chris and Martin Kratt as they encounter incredible wild animals, combining science education with fun and adventure as the duo travels to animal habitats around the globe.

**Literacy Corner**

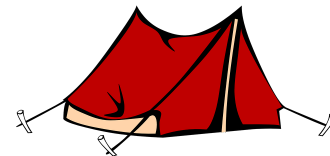
Choose 3 to 5 literacy learning opportunities to practice your child's reading, writing and communication skills. Don't forget to grab a good book, snuggle up and read to or with your child daily.

- **Write a Story:** Choose your favorite show and write or draw a picture of the beginning, middle, and end of the show.
- **Nature Poem:** Sometimes poems have rhyming words at the end of each line. Go outside and take a walk with your family. Look around closely and listen to the sounds you hear. As family, write a poem about something you see and hear while on your walk. Try to write words that rhyme at the end of each line.
- **Story from the Past:** In *Molly of Denali: Grandpa's Drum*, Molly and Tooley use a picture from the past to help Grandpa find his old drum. Ask an adult to show you a picture from their past and describe the story of the picture.



Get details about the story by asking these questions: Who is in the picture? What are they doing? When did this happen? Where did it happen? Listen carefully for all the details and write about the picture.

- **Read a Story:** Read the story, *Wild about Animals*, and answer the questions.
- **Create a Poster:** In *Nature Cat: Cold Blooded*, we learned that reptiles are cold-blooded. Create a poster of a reptile and include information about what it means to be cold-blooded and how the reptile behaves. Can you find more information about the reptile to include in your poster? \*Connect this lesson to Think Like a Scientist!
- **Camping Trip:** Have you ever been to camp or camped out with your family? What are some of the things you would pack? Create a packing list and write about the steps to preparing for your trip. It would be fun to pretend to camp, and build a tent in your house. Be sure to pack some books and tell stories on your "camping trip".
- **Bath Time:** In *Nature Cat: The Big Bath Brouhaha*, you saw several animals and learned how they bathed to stay clean. How does your favorite animal take a bath? Choose an animal from the show and tell someone in your family and why that animal takes a bath.
- **FREE Choice:** Ask your child about his or her interests? Let them choose something to read, write or learn more about today.



## Math Mania

Choose 2 to 4 math learning opportunities to build and reinforce counting, sorting, and developing number sense.

- **Solving Problems:** Peg + Cat are always solving problems! As you watch, list all of the problems that they encounter, and choose one to describe. Be sure to include what the problem was and how they solved it!
- **Making 5:** If I asked you how to make 4, you might tell me  $0 + 4$ ,  $1 + 3$ , or  $2 + 2$ . Can you find all the ways to make 5? What are all the ways to make 7? 9? 13? 15? Compare your work to someone else's. Did you find them all?
- **Time:** In *The Magic Uke*, Peg + Cat discuss schedules with the Queen of the Night.
  - Create a time schedule of your day. Remember you have to do school work, spend time with family, do chores, and take care of yourself (ex: eat, sleep, bathe, play). Discuss with someone why we do certain activities at certain times of day.
  - Make a list of activities you do in the morning, afternoon, and evening. Compare your list to someone else's.
- **Larger Numbers:** Start at 200 & count to 500 by 10's. Record/write your counting.
- **Purchasing:** You have two ten-dollar bills, 2 quarters, & 8 dimes. You want to buy a toy that costs \$18.75. How much money will you get back after buying the toy?
- **Everyday Math:** Use regular home items to create simple math problems. Example: If you have 3 apples, how many apples do you need to have 5 apples?
- **Patterns:** Go on a scavenger hunt to look for patterns. Maybe look at a fence, floor tile, clothes, etc. Talk about what you notice and wonder about the patterns. Create a pattern of your own.
- **Solve to make true:**


$\underline{\quad} + \underline{\quad} + \underline{\quad} = 10$	$1 + \underline{\quad} + \underline{\quad} = 10$
$5 + \underline{\quad} + \underline{\quad} = 10$	$\underline{\quad} + 3 + 3 = 10$
$\underline{\quad} + \underline{\quad} + 3 = 10$	$\underline{\quad} + 2 + \underline{\quad} = 10$
$\underline{\quad} + \underline{\quad} + 0 = 10$	



## THINK like a Scientist!

Choose at least 2 learning opportunities to practice observing, questioning, and reasoning skills.

- **Ectotherm Picture:** In an episode of *Nature Cat* this week, we learned that reptiles are cold-blooded and need to find a warm place to warm their bodies. They are ectotherms along with fish, frogs, toads, salamanders, and newts. Draw a picture of an ectotherm warming in the sun. \*Connect this learning to Literacy Corner (creating a poster)
- **Animal Charades:** Animals have structures that help them survive. On an episode of *Cat in the Hat*, we learned that flamingos have long, lean, curved necks and black-tipped bills with a distinctive downward bend. Their bent bills allow them to feed on tiny animals in ponds. In shallow water, they use their long legs and webbed feet to stir up the bottom to find food. Play a game of animal charades with your family. Pretend to be some of the animals you observed and see if they can guess what animal behavior you are acting out.
- **Gravity Investigation:** In *Ready Jet Go*, they investigate how things drop due to gravity. Plan your own investigation with different items around the house that won't break when dropped. First make predictions on which objects will hit the ground first and then test and record your observations
- **Digging for Fossils:** Create your own fossils by pressing a small toy in a ball of clay or dough. Create your own dinosaur dig and bury your fossils and challenge a partner to find all your fossils. Research what tools paleontologists use to find, dig and preserve dinosaur fossils.



## FUN ZONE

- ★ **Get active-** Have a dance party. Put some music on and dance
- ★ **Play** catch outside. Throw a ball and catch
- ★ **Art-** Find things with texture (bumpy, smooth, fuzzy). Place a paper on top of objects and rub the paper with a crayon or pencil. Fill a page with different textures.
- ★ Check out the PBS kids for specific games and additional learning opportunities for each show. <https://pbskids.org>

## **Wild About Animals** (From ReadWorks.org)

**These animals can do amazing things.**

### **Chameleons Are Reptiles**

A **reptile** is an animal that has hard, dry skin. Reptiles are **cold-blooded**. Their body temperature changes as the temperature of the air or water they live in changes.

**Amazing facts:** Chameleons can move their eyes separately and look in two different directions at the same time! Chameleons can also change colors. They might be green one moment and brown 20 seconds later.

### **Cheetahs Are Mammals**

A **mammal** is an animal that has hair on its body. Mammals are **warm-blooded**. Their bodies stay about the same warm temperature in both hot and cold weather.

**Amazing facts:** Cheetahs are the world's fastest land animals. They can run as fast as 70 miles per hour. That is faster than most cars driving on a highway! Cheetahs can reach highway speeds in just a few seconds. However, they can run fast for only a short time.



### **Frogs Are Amphibians** (am-FIH-bee-uhn-z)

An **amphibian** is an animal that lives part of its life in water and part on land. Amphibians are **cold-blooded**. Most have smooth, wet skin.

**Amazing facts:** The American bullfrog is the largest frog in North America. It can grow up to eight inches long. How did this frog get its name? The frog's call sounds like a cow. A bull is a male cow.

Copyright © 2009 Weekly Reader Corporation. All rights reserved. Used by permission.  
Weekly Reader is a registered trademark of Weekly Reader Corporation.

## Comprehension Questions

1. What is the largest frog in North America?
2. What animal discussed in the passage can move each of its eyes separately?
3. Based on the passage, what might the skin of a chameleon feel like?
4. What is this passage mostly about?
5. The question below is an incomplete sentence. Choose the word that best completes the sentence.  
The largest frog in North America is called a bullfrog \_\_\_\_\_ it sounds like a male cow.  
A. but  
B. so  
C. because
6. Which picture below shows a place with cold temperatures?

A.



B.