

CH

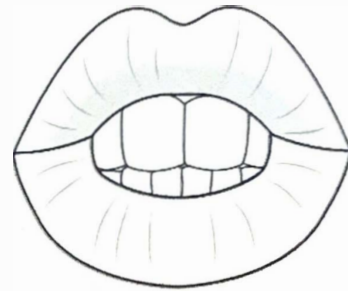
Tips and Tricks

"The Choo-Choo Sound"



Young kids may remember a sound better when you associate the sound with a familiar image.

How to Make the "CH" Sound




















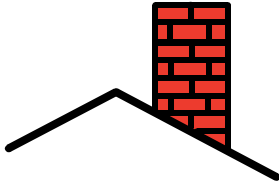


Tips and Tricks





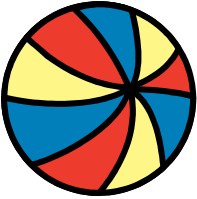


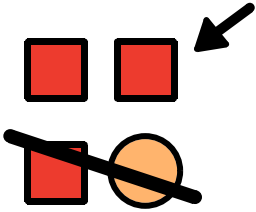




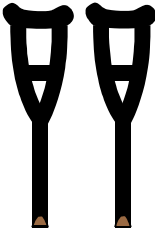





Make sure the tongue is touching the top of the mouth right behind the front teeth! Try asking your child to hold a cheerio to the top of his/her mouth with the tongue and remind him/her this is where the tongue is for the "ch" sound. If the "ch" is sounding like a "sh", practice making the sound short! The breath should not keep flowing after making "ch".









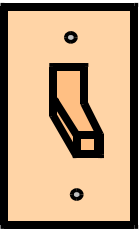






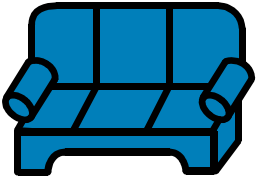




The "ch" sound is made by puckering the lips like a kiss. The tip of the tongue should press against the top of the mouth behind the front teeth and then lowered after starting the sound. The air is pushed through the center of the mouth. The "ch" sound is a quiet sound, so the voice ("buzzer") is off while blowing air out the mouth.









Time to Practice











Take time to practice for a few minutes every day. Just 5-10 minutes each day can help your child make steady progress. Try reading a book and finding all of the words or pictures with a "ch" sound. Pretend you or your child need to go to the doctor because you are very sneezy - **achoo!** Play with trains or make a dance train with your family - choo choo!






<p>cheese</p> 	<p>chair</p> 	<p>chicken</p> 	<p>chalk</p> 
<p>chick</p> 	<p>cheetah</p> 	<p>chips</p> 	<p>chase</p> 
<p>chop</p> 	<p>Cheerios</p> 	<p>cheerleader</p> 	<p>cherries</p> 
<p>children</p> 	<p>change</p> 	<p>check</p> 	<p>chin</p> 
<p>cheek</p> 	<p>chimney</p> 	<p>chocolate</p> 	<p>checkers</p> 

<p>enchiladas</p> 	<p>cream cheese</p> 	<p>crunchy</p> 	<p>key chain</p> 
<p>teacher</p> 	<p>beach ball</p> 	<p>witch hat</p> 	<p>peach pie</p> 
<p>kitchen</p> 	<p>matching</p> 	<p>ketchup</p> 	<p>nachos</p> 
<p>touchdown</p> 	<p>hot chocolate</p> 	<p>crutches</p> 	<p>stitches</p> 
<p>matches</p> 	<p>pitcher</p> 	<p>marching</p> 	<p>stretching</p> 


<p>rich</p> 	<p>itch</p> 	<p>pinch</p> 	<p>lunch</p> 
<p>sandwich</p> 	<p>punch</p> 	<p>peach</p> 	<p>touch</p> 
<p>switch</p> 	<p>witch</p> 	<p>match</p> 	<p>catch</p> 
<p>watch</p> 	<p>bench</p> 	<p>speech</p> 	<p>couch</p> 
<p>beach</p> 	<p>church</p> 	<p>wrench</p> 	<p>ostrich</p> 

The	<p>cheerleader</p> 	<p>chases</p> 	the	
The	<p>cheerleader</p> 	<p>chases</p> 	the	
The	<p>cheerleader</p> 	<p>chases</p> 	the	
The	<p>cheerleader</p> 	<p>chases</p> 	the	

<h1>The</h1>	<p>teacher</p> 	<p>catches</p> 	<h1>a</h1>	
<h1>The</h1>	<p>teacher</p> 	<p>catches</p> 	<h1>a</h1>	
<h1>The</h1>	<p>teacher</p> 	<p>catches</p> 	<h1>a</h1>	
<h1>The</h1>	<p>teacher</p> 	<p>catches</p> 	<h1>a</h1>	
<h1>The</h1>	<p>teacher</p> 	<p>catches</p> 	<h1>a</h1>	

I	touch 	the	
I	touch 	the	
I	touch 	the	
I	touch 	the	
I	touch 	the	


Chester cheetah chooses a child to play checkers with.




The child he chooses is named Chet.




Chester and Chet eat chips while they play.




Chester and Chet get cheese all over their cheeks and chins.



Chester and Chet choose to wash up and change their clothes.




Now they can finish their checker game.

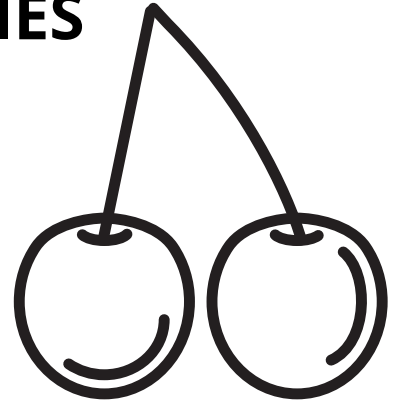


Color + SAY


CHEESE




CHERRIES



TEACHER



KETCHUP



WITCH



LUNCH

