

## Remote Learning Ms. Stadel-Reading Week of April 15-21, 2020

**Student Name:** \_\_\_\_\_


Here is your **READING** daily agenda of assignments for this week:

**Day 1:** "Clarence Works for Money" story - Go for a picture walk (don't read, just go page by page and look at/talk about what is happening in the pictures).

- Locate & talk about these Literacy Words (there are 2 pages of picture/words for these in this week's packet):  
Title of book, book, author, cover, illustrations/pictures, story, illustrator, read.
- Topic words: buy, chore, cost, money, work.

**Read Aloud #1** - Now read the story to/with your child. Talk about: What do you use money for? What does Clarence DO to earn money? **Identify the Characters in the story.**

**Day 2: Read Aloud #2** - "Clarence Works for Money" - Review the Literacy words and Topic words from Day 1 (above). Go through the story and on each page, circle each Topic word in a different color. **Identify the Settings in the story.** As you read the story aloud with your child today, think and talk about, "I will remember how much money Clarence gets for each chore."

**Day 3: Read Aloud #3** this is the Communication Board.  It is the last page of the story. Review all these words with your child **BEFORE** reading today. As an adult reads today, they leave out missing words and it is the child's job to fill in the missing words. **Example,** "Clarence earns \_\_\_\_\_." What does Clarence earn? Child says, and can point to on the Communication board, "money." **Identify the events (what is happening) in the story.** You can also review the Literacy words and Topic words from Day 1.

- Do 2 worksheets: Standards Connections WS, and Story/Info Text WS

**Day 4:** Today's focus will be on **WH- Questions: Who, What, Where, When, Why?**  
**Review Literacy words:** answer, detail, question, book, event, retell, character, main idea, and story. \*\* (Remember, you have a picture/word sheet to help with these!)

- Do Worksheets: Circle the answers on the 5 pages of questions about the story. Next WS, Fill in the Standards Connections page of Main Idea, Who/What, and Beginning, Middle, End of story.

**Day 5:** Read through the story together, having your child point to each word ("reading finger") as you read - have THEM do most of the reading. **Retell the story.**

- Do Worksheet: Clarence's Piggy Bank Activity and choices

Parent's Signature: \_\_\_\_\_

RESOURCES FOR YOU...Students can work on DAILY anytime:

- Lexia app - [www.lexia.com](http://www.lexia.com)
- Matific app - [www.matific.com](http://www.matific.com)
- Bookflix app - link below
- Math facts flash cards
- Sight words flash cards

Book Flix <http://auth.grolier.com/login/bookflix//login.php?bfs=N> User name:  
sgs170 Password: raiders


-

Matific <https://www.matific.com/us/en-us/login-page/> User Name: first  
three letters of first and last names; example is Keith Brown so username = keibro  
Password: 1

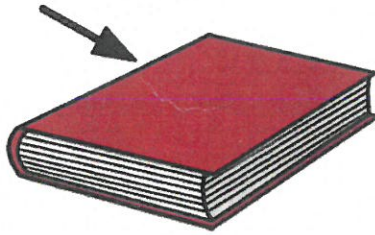
-

Lexia Core 5 Reading <https://www.matific.com/us/en-us/login-page/> User  
name: User Name: first three letters of first and last names; example is Keith  
Brown so username = keibro Password: read

book



book cover




author




title




story




illustrator



details



question



Question?




main idea




pictures



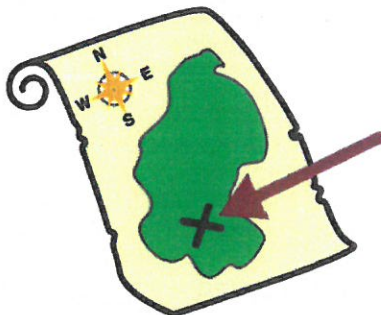
answer



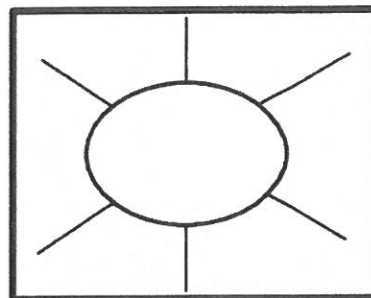
details




setting



story web




characters



main characters




graphic organizer



question



answer



main idea



Question?



pictures




read




# Clarence Works for Money

Level C



by Emily Weinberger


Illustrated by Alex Wisehart




**Clarence wants a toy truck.**

**It costs \$8.00.**

**Clarence needs money.**



Clarence can do chores to get money.




**Clarence washes the car.  
He gets \$2.00.**






**Clarence puts away food.**

**He gets \$2.00 more.**




**Clarence folds clothes.**

**He gets \$2.00 more.**




**Clarence washes dishes.**


**He gets \$2.00 more.**




**Clarence takes out the trash.  
He gets \$2.00 more.**



**Clarence has money !  
He can buy the toy truck !**




**Clarence buys the toy truck.  
He has some money left.**



**Should he buy something else ?**


**Should he save his money ?**



# The End



yes



no













# Clarence Works for Money

<p>want</p>	<p>cost</p>	<p>buy</p>	<p>new</p>	<p>Clarence</p>	<p>toy truck</p>
<p>get</p>	<p>wash car</p>	<p>put away</p>	<p>outside</p>	<p>money</p>	<p>chore</p>
<p>fold</p>	<p>wash dishes</p>	<p>take out trash</p>	<p>more</p>	<p>food</p>	<p>clothes</p>
<p>count</p> <p>1 2 3</p>	<p>have</p>	<p>save</p>			

Within each category, pictures are listed from left to right in the order in which they appear in the text.

# Day 3








	 Question to Ask	 Answer
<b>Title</b> 	What is the name of the story?	
<b>Author</b> 	Who wrote the story?	
<b>Illustrator</b> 	Who drew the pictures?	
<b>Characters</b> 	Who are the people/animals in the story?	
<b>Setting</b> 	Where does the story happen?	
<b>Events</b> 	What happened in this story?	
<b>Narrator</b> 	Who is talking in this story?	<b>Author</b>  <b>Character</b> 

# Day 3 WS Story / Info. Text







Title of Book: \_\_\_\_\_

Author: \_\_\_\_\_

## Story

	 Yes	 No
 Are there characters?		
 Is there a setting?		
 Is there a beginning, middle and end?		
 Are there illustrations?		
 Did the author make up a story?		




## Informational Text

	 Yes	 No
 Is there a main idea?		
 Does it tell about facts?		
 Are there photographs or text features?		
 Is the text written to give information?		


# Day 4 - #1-5

## Clarence Works for Money


1. What does Clarence need ?




2. What can Clarence do to get money ?



chores


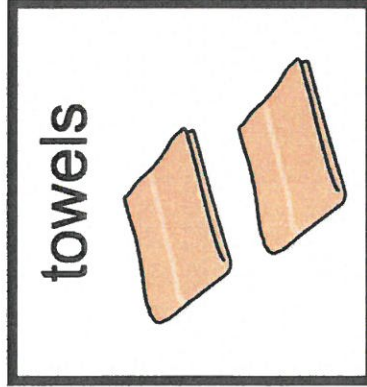


run





sleep



3. What does Clarence put away?




# 4. What does Clarence fold ?



5. What does Clarence buy ?







**Main Idea: What is the message in this story?**

---




**Who or what is this story about?**

---

	<b>In the beginning...</b>
	<b>Then...</b>
	<b>At the end...</b>

Day 5


What chores does Clarence Do?




Money Earned:



Who is in the story?




Where does this story take place?






What does the character do?










What does the character buy?







1. Use hands-on instruction, print, cut out and laminate.

takes out trash 	washes car 	puts away food 	walks the dog 
cleans his room 	washes dishes 	folds clothes 	

# Choices sheet (chores)



 A rectangular card with a decorative border. On the left, there is a small illustration of a woman in a red dress. To the right of the illustration, the text "Mrs. B" is written in a bold, black, sans-serif font.
 

**Mrs. B**


 A rectangular card with a decorative border. On the left, there is a small illustration of a boy in a white shirt and red shorts. To the right of the illustration, the text "Clarence" is written in a bold, black, sans-serif font.
 


**Clarence**


 A rectangular card with a decorative border. On the left, there is a small illustration of a boy in a blue shirt and black shorts. To the right of the illustration, the text "Drew" is written in a bold, black, sans-serif font.
 

**Drew**


 A rectangular card with a decorative border. On the left, there is a small illustration of a stack of books. To the right of the illustration, the text "library" is written in a bold, black, sans-serif font.
 

**library**


 A rectangular card with a decorative border. On the left, there is a small illustration of a school building. To the right of the illustration, the text "school" is written in a bold, black, sans-serif font.
 


**school**


 A rectangular card with a decorative border. On the left, there is a small illustration of a red house with a black roof. To the right of the illustration, the text "house" is written in a bold, black, sans-serif font.
 

**house**


 A rectangular card with a decorative border. On the left, there is a small illustration of two children sitting on the floor playing board games. To the right of the illustration, the text "plays games with friends" is written in a bold, black, sans-serif font.
 

**plays games with friends**


 A rectangular card with a decorative border. On the left, there is a small illustration of a child washing dishes and another child holding a money bag. To the right of the illustration, the text "does chores to earn money" is written in a bold, black, sans-serif font.
 

**does chores to earn money**


 A rectangular card with a decorative border. On the left, there is a small illustration of a chef in a white hat cooking at a stove. To the right of the illustration, the text "cooks a meal" is written in a bold, black, sans-serif font.
 


**cooks a meal**


 A rectangular card with a decorative border. On the left, there is a small illustration of a green toy truck. To the right of the illustration, the text "toy truck" is written in a bold, black, sans-serif font.
 

**toy truck**


 A rectangular card with a decorative border. On the left, there is a small illustration of a blue baseball cap. To the right of the illustration, the text "hat" is written in a bold, black, sans-serif font.
 

**hat**


 A rectangular card with a decorative border. On the left, there is a small illustration of a red book. To the right of the illustration, the text "book" is written in a bold, black, sans-serif font.
 

**book**

Choices sheet → who? where? what?