

Remote Learning Ms. Stadel-MATH Week of April 15-21, 2020

Student Name: \_\_\_\_\_

Here is your **MATH** daily agenda of assignments for this week:

Daily Practice Activities for Math:

- Count by 1's to 100
- Count by 10's to 100
- Read/write #'s to 20...30...40 even.
- Make groups of 2's, 5's, 10's (with toys, snacks, etc.)
- Match #'s to a group of objects

\*\*Some of the early worksheets may seem easy; they will increasingly get harder. ☺

**\*\*MANIPULATIVES (PICTURES) FOR THIS UNIT:** There is a packet of pictures of orange shirts, tan towels, gray trash bags, orange sponges, and blue spray bottles in your materials this week. These are to cut apart and use them as **TOOLS** for counting them out, for each worksheet that you do. **PLEASE KEEP THESE** in a baggie or envelope, as your child will need them in the coming weeks as well! Thank you ☺

Vocabulary Words used in these lessons: chore, earn, home, money

**Day 1:** Number Sense Worksheets #1, 2, 3, 4, and 5. Circle and/or write in the answers.

**Day 2:** Number Sense worksheets # 6, 7, and 8. "How Many?" Cut out the numbers and glue them correctly in the boxes on each worksheet.

**Day 3:** Number Sense worksheets 9 and 10. Counting forward and skip counting practice.

**Day 4:** Number Sense worksheets 11 and 12. Vertical adding to 10. You will do TWO worksheets for #11 and TWO worksheets for #12; the idea is to get the concept on the first worksheet by tracing, then do it again by filling it in on their own. \*Builds confidence with the skill, while modeling each concept.

**Day 5:** Number Sense worksheets 13 and 14. Horizontal adding to 10. You will do TWO worksheets for #13 and TWO worksheets for #14; the idea is to get the concept on the first worksheet by tracing, then do it again by filling it in on their own. \*Builds confidence with the skill, while modeling each concept.

Parent's Signature: \_\_\_\_\_

RESOURCES FOR YOU...Students can work on DAILY anytime:

- Lexia app - [www.lexia.com](http://www.lexia.com)
- Matific app - [www.matific.com](http://www.matific.com)
- Bookflix app - link below
- Math facts flash cards
- Sight words flash cards

Book Flix <http://auth.grolier.com/login/bookflix//login.php?bffs=N> User name:  
sgs170 Password: raiders

-

Matific <https://www.matific.com/us/en-us/login-page/> User Name: first  
three letters of first and last names; example is Keith Brown so username = keibro  
Password: 1

-

Lexia Core 5 Reading <https://www.matific.com/us/en-us/login-page/> User  
name: User Name: first three letters of first and last names; example is Keith  
Brown so username = keibro Password: read


Paige has 1 shirt. Count 1 shirt.

Paige



Drew has 3 shirts. Count 3 shirts.

Drew




Who has more?

Paige

Drew

same



Who has less?

Paige

Drew

same



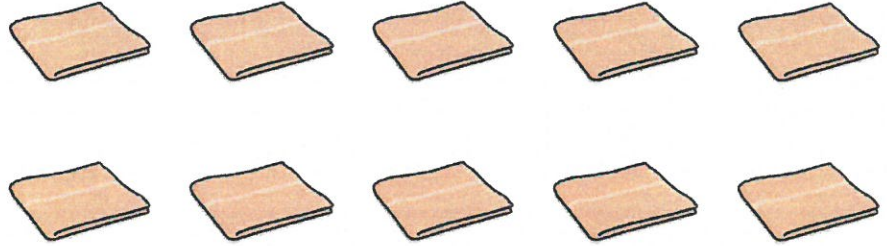


Paige has 10 towels. Count 10 towels.

Paige



10





Drew has 7 towels. Count 7 towels.

Drew



7




Who has more?

Paige

Drew

same



Who has less?

Paige

Drew

same





Paige has 4 trash bags. Count 4 trash bags.

Paige




Drew has 9 trash bags. Count 9 trash bags.

Drew



Who has more?



Who has less?

Paige

Drew

same



Paige

Drew


same







Paige uses sponges. How many sponges does Paige use?

Paige





Drew counts spray bottles. How many spray bottles does Drew count?

Drew



Paige folds shirts. How many shirts does Paige fold?

Paige



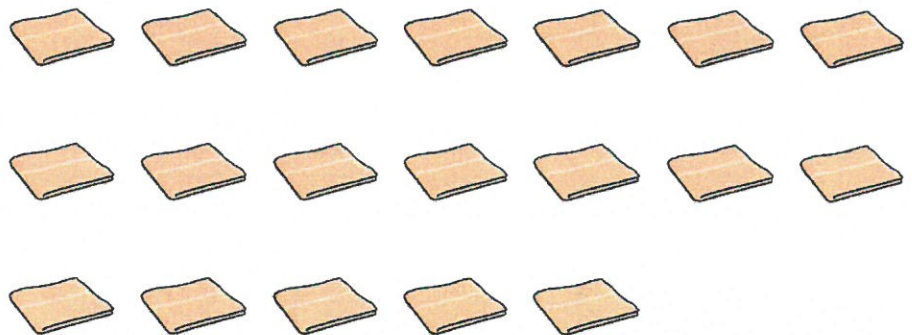
10

18

14

Drew puts away towels. How many towels does Drew put away?

Drew



12

19

16





Number Sense 6  
How Many? 1 - 5


Name: \_\_\_\_\_



How many?



How many?



How many?



How many?











1	2	3	4	5
---	---	---	---	---





**Number Sense 7**  
**How Many? 6 - 10**

**Name:** \_\_\_\_\_

 <b>How many?</b>	
	<input data-bbox="1279 317 1502 506" type="text"/>
 <b>How many?</b>	
	<input data-bbox="1279 646 1502 835" type="text"/>
 <b>How many?</b>	
	<input data-bbox="1279 972 1502 1161" type="text"/>
 <b>How many?</b>	
	<input data-bbox="1279 1297 1502 1486" type="text"/>

<b>6</b>	<b>7</b>	<b>8</b>	<b>9</b>	<b>10</b>
----------	----------	----------	----------	-----------




1 2 3 4 5 6 7 8 9 10 11 12 13 14 15 16 17 18 19 20 21 22 23 24 25 26 27 28 29 30 31 32 33 34 35 36 37 38 39 40 41 42 43 44 45 46 47 48 49 50 51 52 53 54 55 56 57 58 59 60 61 62 63 64 65 66 67 68 69 70 71 72 73 74 75 76 77 78 79 80 81 82 83 84 85 86 87 88 89 90 91 92 93 94 95 96 97 98 99 100

**Number Sense 8**  
**How Many? 11 - 20**

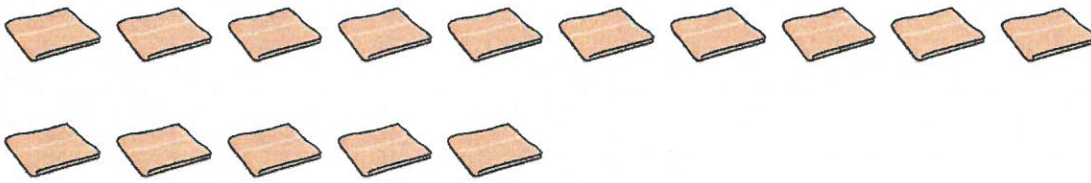
Name: \_\_\_\_\_



**How many?**




**How many?**



**How many?**



**How many?**



<b>11</b>	<b>12</b>	<b>13</b>	<b>14</b>	<b>15</b>
<b>16</b>	<b>17</b>	<b>18</b>	<b>19</b>	<b>20</b>




1 2 3 Drew has 3 spray bottles. Then he finds some more.  
• • • Start counting at 3. How many altogether?

3



1 2 3 Paige folds 2 shirts. Then she folds some more.  
• • • Start counting at 2. How many altogether?

2




1 2 3 Drew counts 6 trash bags. Then he counts some more.  
• • • Start counting at 6. How many altogether?













6



1 2 3 Paige folds 4 towels. Then she folds some more.  
• • • Start counting at 4. How many altogether?

4



1 2 3 Count by 2s 					
6 	8 		12 	14 	
1 2 3 Count by 5s 					
10 	15 		25 	30 	
1 2 3 Count by 10s 					
10	20		40	50	
1 2 3 Count by 50s 					
50	100		200	250	



Paige folds 2 towels.



Drew folds 2 towels.



How many altogether?

Paige counts 7 trash bags.






Drew counts 2 trash bags.





How many altogether?



+



+



Paige folds 2 towels.



Drew folds 2 towels.



How many altogether?

Paige counts 7 trash bags.



Drew counts 2 trash bags.



How many altogether?

+

---

+

---



Paige uses 4 sponges.



Drew uses 1 sponge.



How many altogether?

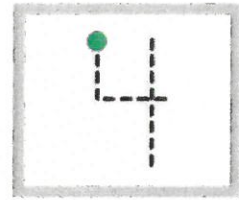
Paige has 5 spray bottles.





Drew has 3 spray bottles.




How many altogether?



+



+



Paige uses 4 sponges.





Drew uses 1 sponge.



How many altogether?

+



Paige has 5 spray bottles.



Drew has 3 spray bottles.



How many altogether?

+









For hands-on instruction, print, cut out and laminate.



















For hands-on instruction, print, cut out and laminate.













100 200 300 400 500 600 700 800 900 1000 1100 1200 1300 1400 1500 1600 1700 1800 1900 2000 2100 2200 2300 2400 2500 2600 2700 2800 2900 3000 3100 3200 3300 3400 3500 3600 3700 3800 3900 4000 4100 4200 4300 4400 4500 4600 4700 4800 4900 5000 5100 5200 5300 5400 5500 5600 5700 5800 5900 6000 6100 6200 6300 6400 6500 6600 6700 6800 6900 7000 7100 7200 7300 7400 7500 7600 7700 7800 7900 8000 8100 8200 8300 8400 8500 8600 8700 8800 8900 9000 9100 9200 9300 9400 9500 9600 9700 9800 9900 10000





For hands-on instruction, print, cut out and laminate.



PA 02 03 04 05 06 07 08 09 10 11 12 13 14 15 16 17 18 19 20 21 22 23 24 25 26 27 28 29 30 31 32 33 34 35 36 37 38 39 40 41 42 43 44 45 46 47 48 49 50 51 52 53 54 55 56 57 58 59 60 61 62 63 64 65 66 67 68 69 70 71 72 73 74 75 76 77 78 79 80 81 82 83 84 85 86 87 88 89 90 91 92 93 94 95 96 97 98 99 100











For hands-on instruction, print, cut out and laminate.

































For hands-on instruction, print, cut out and laminate.






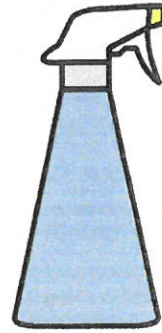
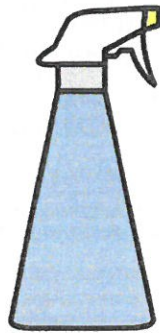
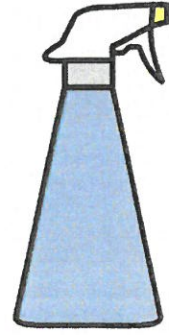


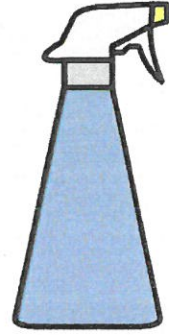

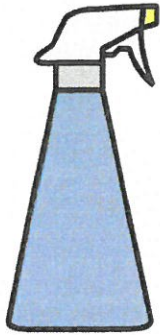



For hands-on instruction, print, cut out and laminate.







1. On hands-on instruction, print, cut out and laminate.





For hands-on instruction, print, cut out and laminate.

