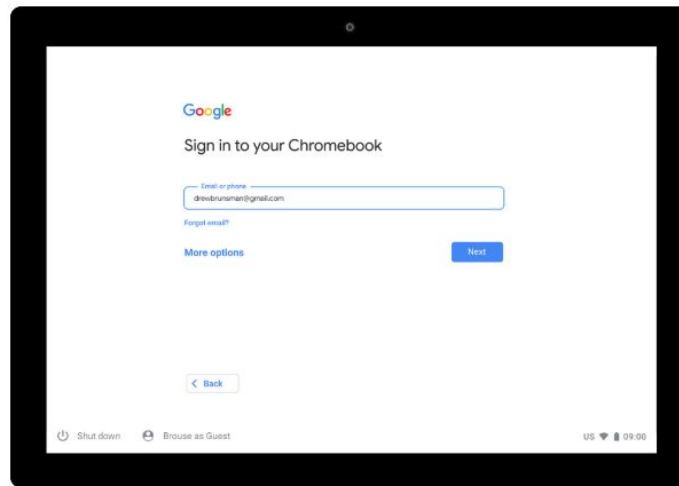


# Logging into your Chromebook

## Step 1:

### Set up your Chromebook



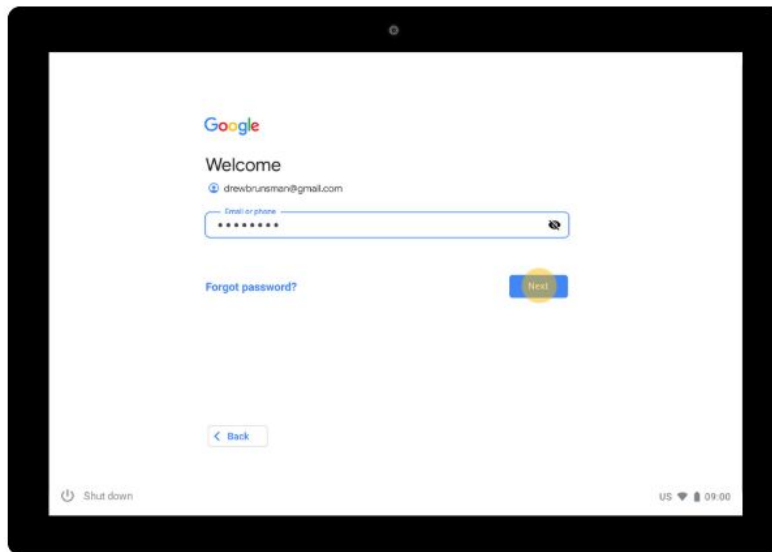
### Step 8 of 10

To choose your [Chromebook owner](#), enter your Google Account email or phone number and select **Next**. If you don't have a Google Account to add, you can [create one](#).

**Optional:** To use your Chromebook without an account, select **Browse as Guest**.

## Step 2:

### Set up your Chromebook

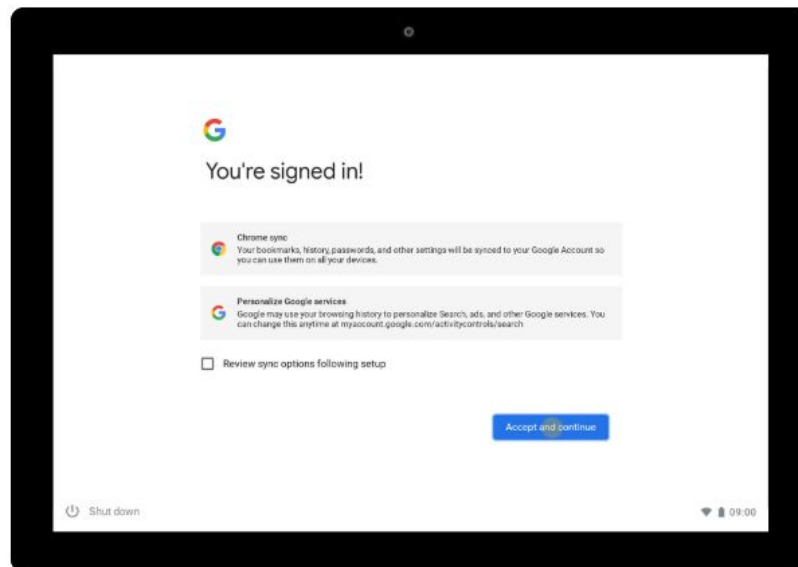


#### Step 9 of 10

Enter your password and select **Next**.

## Step 3:

### Set up your Chromebook



#### Step 10 of 10

To sync your Chrome settings and get personalized results, select **Accept and continue**.