

Dear 2nd Grade Brightbill Math Students,

I truly appreciate all the parents who have taken on the role of teacher in their child's life. I understand that times are becoming more uncertain, and families are not wanting to leave the safety of their homes. I certainly do not want to add to your stress.

Therefore, I compiled the packets of work for the next three weeks. I hope that by completing similar kinds of work each week, students will have a better sense of what is expected. These are the same pages that we do every week in class, so students should know how to do them effectively.

Each week will feature 2 Minute Math pages (1 page back to back), and a page of work in our "Time to Go to the Zoo" books. We started these books before school closed. I have also enclosed my work to for a quick check...

For each week, please complete the checklist. You can send me a picture of the completed checklist and worksheets through email.

julia.brightbill@wolfcreeklocal.org

If you want extra practice, go to IXL and Prodigy!! I sent home the codes and passwords on that last Friday. If you can't find them, please let me know. I can get them to you.

I hope that this checklist is easier to understand and follow. If your student is struggling with anything, please contact me.

Thanks for your help,

Julia Brightbill-Erb

Week 3 Extended Work

(April 14 – 17)

This week we will be reviewing skills in our Minute Math “folders.” Please see my answer key if you do not remember how to do it. Also, do not hesitate to contact me if you do not understand something. I have crossed out problems that we may not have gone over yet. Feel free to attempt them if you wish, but do not worry about them.


Also, we will be returning to our “Time to Go to the Zoo” books. This week, we will be reviewing telling and drawing time to the hour and half hour. Remember that if the time is on the half hour, the hour hand (the little hand) has to move halfway towards the next number. Again, please see my answer key for reference.

- Minute Math 36: See my notes...We will work on #6's skill next week

- Minute Math 37: See my notes...
 - watch the key for the pictograph
 - 2-digit subtraction works similarly to addition...do the ones column first, then the tens column

- “Time to Go to the Zoo” Page 3: Time to the hour and half-hour

Keep practicing with counting money and telling time!!



Minute 36

Name _____


1.
$$\begin{array}{r} 46 \\ + 28 \\ \hline \end{array}$$


2. Write the missing even number. _____, 4, 6, 8, 10

3. Write how much money in all. _____ ¢




For questions 4 and 5, circle the name of the shape.

4.  triangle square circle

5.  circle rectangle square

6. Write the time. _____




7.
$$\begin{array}{r} 58 \\ - 12 \\ \hline \end{array}$$

8. Use + or - to make the sentence true. $18 \text{ _____ } 4 = 14$

9. Draw a circle around 10 more than 39. 29 49 59

10. Draw a box around the digit in the tens place. 98



Minute 37

Name _____


Use the days of the week to complete questions 1-3.
















Sunday Monday Tuesday Wednesday Thursday Friday Saturday

1. What day comes next after Wednesday? _____
2. What is the seventh day of the week? _____
3. What is the third day of the week? _____
4. $85 + 10 =$ _____
5. $34 - 10 =$ _____
6. Circle the digit in the ones place: 35
7. Write the missing odd number. 51, _____, 55, 57, 59


Use the pictograph to complete questions 8-10.

Popcorn Sales

 = 5 boxes

1st Grade	   
2nd Grade	     
3rd Grade	    

8. One picture equals how many real boxes of popcorn?
_____ boxes
9. How many boxes did Grade 2 sell? _____ boxes
10. Which grade sold 20 boxes of popcorn? Circle: 1st 2nd 3rd



Minute 36

4/14 - 4/17

Name Ms Erb

1.
$$\begin{array}{r} +1 \leftarrow \\ 46 \\ +28 \\ \hline 74 \leftarrow \end{array}$$

Remember to use your Touch Dots!

2. Write the missing even number.


Rule +2
 $\underline{2}, 4, 6, 8, 10$
 +2 +2 +2 +2

3. Write how much money in all. 85 ¢




Remember your coin Touch dots

For questions 4 and 5, circle the name of the shape.



triangle square circle



circle rectangle square

6. Write the time. (8:15)



We will cover this next week!

7.
$$\begin{array}{r} 38 \\ 212 \\ \hline 416 \end{array}$$

Remember to use your number line!

8. Use + or - to make the sentence true. $18 \underline{-} 4 = 14$

It got smaller

9. Draw a circle around 10 more than 39. 29 (49)

59 + 39
 + 10


 49

98
 tens ones
 9 8







10. Draw a box around the digit in the tens place.

Lesson 1-Homework







*I can tell time to five minutes. I can tell if it is a.m. or p.m.



Write the time for each clock.

 : _____	 : _____	 : _____
 : _____	 : _____	 : _____

Draw clock hands to show the time.

 5:30	 12:00	 8:30
 4:00	 2:30	 9:00







Lesson 1-Homework

4/14 - 4/17







*I can tell time to five minutes. I can tell if it is a.m. or p.m.



Write the time for each clock.

 <u>2 : 00</u>	 <u>7 : 30</u>	 <u>10 : 30</u>
 <u>5 : 00</u>	 <u>12 : 30</u>	 <u>1 : 00</u>

Draw clock hands to show the time.

 5:30	 12:00	 8:30
 4:00	 2:30	 9:00