

2nd Grade

Distance Learning Packet

April 13th– April 17th, 2020

Greetings Families,

In this packet you will find activities for your 2nd Grader to do.

1. Have your 2nd Grader Read for 20 minutes a day.
2. ALSO pick 3–5 activities a day, depending on your schedule and ability. (**The State recommended 45–90 minutes of work time a day.**)
3. Each day's activities should be from different menu sections.
(For example; For one day pick 1 reading activity, then 1 math activity, then 1 writing activity.)
4. Initial OR Date the activities you do to help you keep track.
5. Let your teacher know via ClassDojo which activities were done throughout the week. (**We love pictures!**) This can be sent daily OR weekly, whichever works with your schedule. (We will **NOT** be collecting these packets. Feel free to send your teacher any pictures of the pages.)
6. If you have any questions, please message your teacher via ClassDojo or send them an email.

Jill Hinnert– hinnerjc@hoopeston.k12.il.us

Hannah Rattin– rattinhm@hoopeston.k12.il.us

Jacy Rush– rushjk@hoopeston.k12.il.us

Mara Sutton– suttonml@hoopeston.k12.il.us

Brenda Weston– westonbj@hoopeston.k12.il.us

2nd Grade

Choice Menu

April 13th– April 17th, 2020

Math

- Practice Skills on IXL.com or Splashmath.com
- Complete the Math Worksheet
- Practice math facts Flash Cards (or XtraMath)
- Practice Telling Time
- Complete a Telling Time Worksheet
- Practice Counting Change
- Complete a Counting Money Worksheet
- Practice Skills on IXL.com or Splashmath.com
- Complete the Math Worksheet
- Practice math facts Flash Cards (or XtraMath)

Writing

- Write a 5 sentence paragraph about something outside. Start it with an Introduction Sentence, with 3 detail sentences in the middle, and end it with a Conclusion Sentence.
- Write a story about a made up planet and who would live there.
- Write a paragraph about your favorite food and why it is your favorite.
- Log onto SpellingCity.com and practice for 20 minutes
- Complete a Spelling Worksheet
- Make a list! (Favorite things to do in the Summer, things to buy at the store, people you love)
- Write in a journal everyday about how you're feeling and why you feel that way.

Reading

- Read, Listen, or Watch the Mysterious Tadpole. Then write down 2 questions about the story with answers. (Start your questions with WHO, WHAT, WHERE, WHEN, HOW, or WHY.)
- Read, Listen, or Watch a Fiction Book. Then fill out a Story Map about the story.
- Read, Listen, or Watch a Fiction Book. Then write down the events that happened in the story.
- Read, Listen, or Watch a Non-Fiction Book. Then write down 2 questions about the story with answers. (Start your questions with WHO, WHAT, WHERE, WHEN, HOW, or WHY.)
- Read, Listen, or Watch a Non-Fiction Book. Then draw a picture to go with the text including labels.
- Read, Listen, or Watch a Non-Fiction Book. Then write down 3 interesting words and tell someone what they mean.

Science/Social Studies

- Build a school building with blocks or LEGOS.
- Do the Science Experiment.
- Go to kids.nationalgeographic.com and explore! Make a poster or write an email to your teacher about what you learned.
- Help with chores around the house (set the table, clean your room, help make dinner, do the dishes)
- Play a board game with your family.
- Write a letter or draw a picture to a nursing home resident, address the envelope and mail it to them!
- Practice learning to tie your own shoes!

Specials

- Art: Explore on www.deepspaceparkle.com/line-drawing-graphic-squares
- Music: Pick a Music Choice from the Music Paper
- PE: Try stretching every day.
- PE: Say 3 nice things to your family.
- Do a GoNoodle.com video
- Do 10 push ups and 10 sit ups.
- Practice Typetastic.com for 10 minutes
- Practice writing your address and phone number.
- Play OUTSIDE nicely.

Second Grade Newsletter!

April 13th - 17th

Words of the week:

High Frequency Words	Spelling Words	Vocabulary Words
again	root	ordinary
ago	crew	control
alone	spoon	cage
don't	few	upset
every	bloom	sensible
follow	grew	confused
goes	room	training
head	you	suspiciously
now	stew	
won't	boost	
	scoop	
	flew	

*Your child's spelling words are available on Spelling City to practice or on the worksheets in the packets!

*Please check the "2nd Grade Choice Board" for all of your child's learning options!

*Check ClassDojo every day for updates and messages from your teacher! Please take a second to respond to the posts, it means a lot to us! Send a message with any questions you have - we are here to help!

Math Worksheet

Name _____

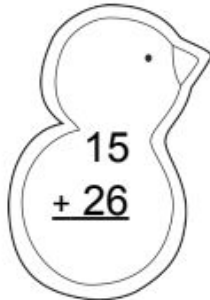
Solve each problem.

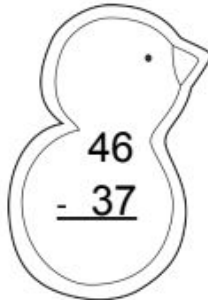
Color chick using the code.

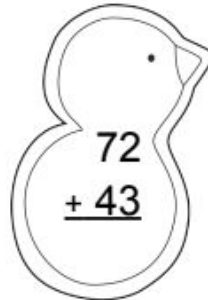
Chick Addition and Subtraction

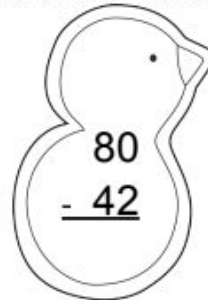
Number Correct ____/20

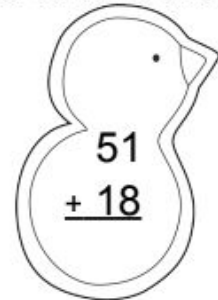
Score _____

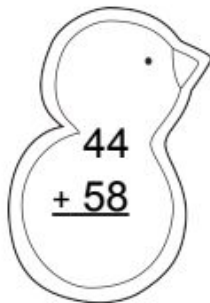

$$\begin{array}{r} 15 \\ + 26 \\ \hline \end{array}$$

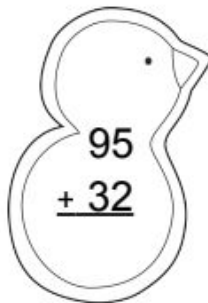

$$\begin{array}{r} 46 \\ - 37 \\ \hline \end{array}$$

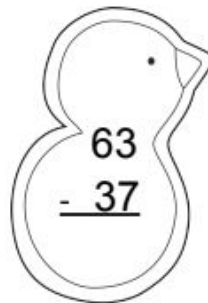

$$\begin{array}{r} 72 \\ + 43 \\ \hline \end{array}$$

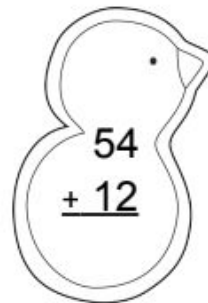

$$\begin{array}{r} 80 \\ - 42 \\ \hline \end{array}$$

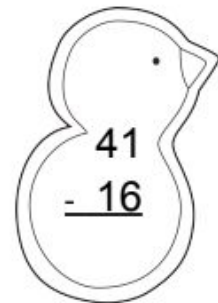

$$\begin{array}{r} 51 \\ + 18 \\ \hline \end{array}$$

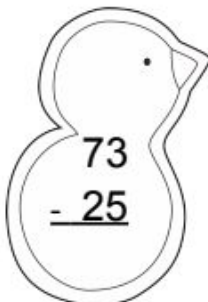

$$\begin{array}{r} 44 \\ + 58 \\ \hline \end{array}$$

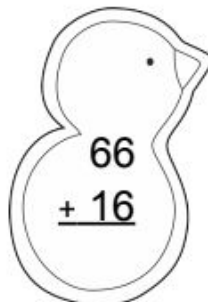

$$\begin{array}{r} 95 \\ + 32 \\ \hline \end{array}$$

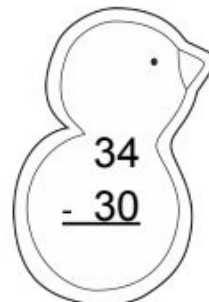

$$\begin{array}{r} 63 \\ - 37 \\ \hline \end{array}$$

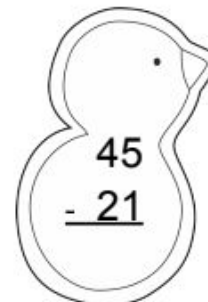

$$\begin{array}{r} 54 \\ + 12 \\ \hline \end{array}$$

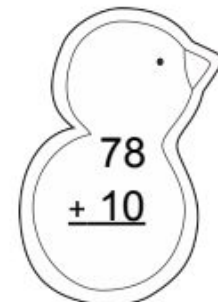

$$\begin{array}{r} 41 \\ - 16 \\ \hline \end{array}$$

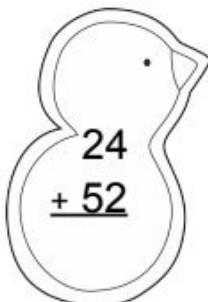

$$\begin{array}{r} 73 \\ - 25 \\ \hline \end{array}$$

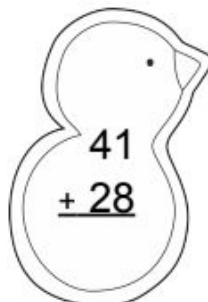

$$\begin{array}{r} 66 \\ + 16 \\ \hline \end{array}$$

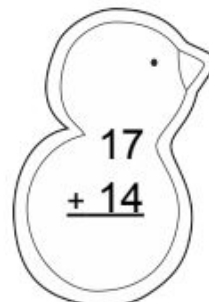

$$\begin{array}{r} 34 \\ - 30 \\ \hline \end{array}$$

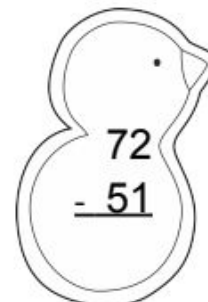

$$\begin{array}{r} 45 \\ - 21 \\ \hline \end{array}$$

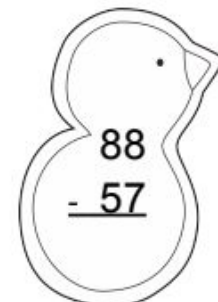

$$\begin{array}{r} 78 \\ + 10 \\ \hline \end{array}$$


$$\begin{array}{r} 24 \\ + 52 \\ \hline \end{array}$$


$$\begin{array}{r} 41 \\ + 28 \\ \hline \end{array}$$


$$\begin{array}{r} 17 \\ + 14 \\ \hline \end{array}$$


$$\begin{array}{r} 72 \\ - 51 \\ \hline \end{array}$$


$$\begin{array}{r} 88 \\ - 57 \\ \hline \end{array}$$

used regrouping= purple

no regrouping= yellow

Math Worksheet

3 Digit Subtraction

More on the TOP, no need to STOP!

More on the FLOOR, go next DOOR and get 10 MORE!

Numbers are the SAME, ZERO is your GAME!

$$\begin{array}{r} 673 \\ -428 \\ \hline \end{array}$$

$$\begin{array}{r} 531 \\ -119 \\ \hline \end{array}$$

$$\begin{array}{r} 842 \\ -406 \\ \hline \end{array}$$

$$\begin{array}{r} 670 \\ -352 \\ \hline \end{array}$$

$$\begin{array}{r} 598 \\ -323 \\ \hline \end{array}$$

$$\begin{array}{r} 768 \\ -247 \\ \hline \end{array}$$

$$\begin{array}{r} 454 \\ -221 \\ \hline \end{array}$$

$$\begin{array}{r} 360 \\ -137 \\ \hline \end{array}$$

$$\begin{array}{r} 813 \\ -204 \\ \hline \end{array}$$

$$\begin{array}{r} 866 \\ -326 \\ \hline \end{array}$$

$$\begin{array}{r} 942 \\ -409 \\ \hline \end{array}$$

$$\begin{array}{r} 550 \\ -111 \\ \hline \end{array}$$

These are your flash cards. Cut them out and write the correct answer on the back.

$$\begin{array}{r} 1 \\ +2 \\ \hline \end{array}$$

$$\begin{array}{r} 2 \\ +3 \\ \hline \end{array}$$

$$\begin{array}{r} 4 \\ +2 \\ \hline \end{array}$$

$$\begin{array}{r} 2 \\ +5 \\ \hline \end{array}$$

$$\begin{array}{r} 6 \\ +2 \\ \hline \end{array}$$

$$\begin{array}{r} 2 \\ +7 \\ \hline \end{array}$$

$$\begin{array}{r} 8 \\ +2 \\ \hline \end{array}$$

$$\begin{array}{r} 2 \\ +9 \\ \hline \end{array}$$

$$\begin{array}{r} 3 \\ +4 \\ \hline \end{array}$$

$$\begin{array}{r} 4 \\ +4 \\ \hline \end{array}$$

$$\begin{array}{r} 4 \\ +5 \\ \hline \end{array}$$

$$\begin{array}{r} 6 \\ +4 \\ \hline \end{array}$$

$$\begin{array}{r} 4 \\ +7 \\ \hline \end{array}$$

$$\begin{array}{r} 8 \\ +4 \\ \hline \end{array}$$

$$\begin{array}{r} 4 \\ +9 \\ \hline \end{array}$$

$$\begin{array}{r} 5 \\ +6 \\ \hline \end{array}$$

$$\begin{array}{r} 7 \\ +5 \\ \hline \end{array}$$

$$\begin{array}{r} 5 \\ +5 \\ \hline \end{array}$$

$$\begin{array}{r} 5 \\ +8 \\ \hline \end{array}$$

$$\begin{array}{r} 9 \\ +5 \\ \hline \end{array}$$

These are your flash cards. Cut them out and write the correct answer on the back.

$$\begin{array}{r} 6 \\ +6 \\ \hline \end{array}$$

$$\begin{array}{r} 7 \\ +6 \\ \hline \end{array}$$

$$\begin{array}{r} 6 \\ +8 \\ \hline \end{array}$$

$$\begin{array}{r} 8 \\ +6 \\ \hline \end{array}$$

$$\begin{array}{r} 7 \\ +7 \\ \hline \end{array}$$

$$\begin{array}{r} 7 \\ +8 \\ \hline \end{array}$$

$$\begin{array}{r} 9 \\ +7 \\ \hline \end{array}$$

$$\begin{array}{r} 8 \\ +9 \\ \hline \end{array}$$

$$\begin{array}{r} 3 \\ -1 \\ \hline \end{array}$$

$$\begin{array}{r} 5 \\ -3 \\ \hline \end{array}$$

$$\begin{array}{r} 6 \\ -4 \\ \hline \end{array}$$

$$\begin{array}{r} 7 \\ -5 \\ \hline \end{array}$$

$$\begin{array}{r} 8 \\ -2 \\ \hline \end{array}$$

$$\begin{array}{r} 9 \\ -7 \\ \hline \end{array}$$

$$\begin{array}{r} 10 \\ -2 \\ \hline \end{array}$$

$$\begin{array}{r} 11 \\ -9 \\ \hline \end{array}$$

$$\begin{array}{r} 7 \\ -4 \\ \hline \end{array}$$

$$\begin{array}{r} 8 \\ -4 \\ \hline \end{array}$$

$$\begin{array}{r} 9 \\ -5 \\ \hline \end{array}$$

$$\begin{array}{r} 10 \\ -4 \\ \hline \end{array}$$

These are your flash cards. Cut them out and write the correct answer on the back.

$$\begin{array}{r} 11 \\ -7 \\ \hline \end{array}$$

$$\begin{array}{r} 12 \\ -4 \\ \hline \end{array}$$

$$\begin{array}{r} 13 \\ -9 \\ \hline \end{array}$$

$$\begin{array}{r} 14 \\ -6 \\ \hline \end{array}$$

$$\begin{array}{r} 12 \\ -5 \\ \hline \end{array}$$

$$\begin{array}{r} 10 \\ -5 \\ \hline \end{array}$$

$$\begin{array}{r} 13 \\ -8 \\ \hline \end{array}$$

$$\begin{array}{r} 14 \\ -5 \\ \hline \end{array}$$

$$\begin{array}{r} 12 \\ -6 \\ \hline \end{array}$$

$$\begin{array}{r} 13 \\ -6 \\ \hline \end{array}$$

$$\begin{array}{r} 14 \\ -8 \\ \hline \end{array}$$

$$\begin{array}{r} 14 \\ -6 \\ \hline \end{array}$$

$$\begin{array}{r} 14 \\ -7 \\ \hline \end{array}$$

$$\begin{array}{r} 15 \\ -8 \\ \hline \end{array}$$

$$\begin{array}{r} 16 \\ -7 \\ \hline \end{array}$$

$$\begin{array}{r} 17 \\ -9 \\ \hline \end{array}$$

$$\begin{array}{r} 13 \\ -7 \\ \hline \end{array}$$

$$\begin{array}{r} 16 \\ -8 \\ \hline \end{array}$$

$$\begin{array}{r} 16 \\ -9 \\ \hline \end{array}$$

$$\begin{array}{r} 18 \\ -9 \\ \hline \end{array}$$

Basic Facts Practice

Time: _____

Number correct: _____

$$\begin{array}{r} 9 \\ +1 \\ \hline \end{array}$$

$$\begin{array}{r} 3 \\ +8 \\ \hline \end{array}$$

$$\begin{array}{r} 7 \\ +4 \\ \hline \end{array}$$

$$\begin{array}{r} 8 \\ +7 \\ \hline \end{array}$$

$$\begin{array}{r} 2 \\ +9 \\ \hline \end{array}$$

$$\begin{array}{r} 6 \\ +6 \\ \hline \end{array}$$

$$\begin{array}{r} 2 \\ +8 \\ \hline \end{array}$$

$$\begin{array}{r} 6 \\ +7 \\ \hline \end{array}$$

$$\begin{array}{r} 4 \\ +6 \\ \hline \end{array}$$

$$\begin{array}{r} 3 \\ +9 \\ \hline \end{array}$$

$$\begin{array}{r} 4 \\ +9 \\ \hline \end{array}$$

$$\begin{array}{r} 8 \\ +6 \\ \hline \end{array}$$

$$\begin{array}{r} 9 \\ +6 \\ \hline \end{array}$$

$$\begin{array}{r} 7 \\ +7 \\ \hline \end{array}$$

$$\begin{array}{r} 6 \\ +4 \\ \hline \end{array}$$

$$\begin{array}{r} 9 \\ +2 \\ \hline \end{array}$$

$$\begin{array}{r} 6 \\ +9 \\ \hline \end{array}$$

$$\begin{array}{r} 7 \\ +6 \\ \hline \end{array}$$

$$\begin{array}{r} 8 \\ +5 \\ \hline \end{array}$$

$$\begin{array}{r} 7 \\ +8 \\ \hline \end{array}$$

$$\begin{array}{r} 4 \\ +7 \\ \hline \end{array}$$

$$\begin{array}{r} 9 \\ +3 \\ \hline \end{array}$$

$$\begin{array}{r} 5 \\ +8 \\ \hline \end{array}$$

$$\begin{array}{r} 9 \\ +4 \\ \hline \end{array}$$

$$\begin{array}{r} 5 \\ +9 \\ \hline \end{array}$$

$$\begin{array}{r} 7 \\ +5 \\ \hline \end{array}$$

$$\begin{array}{r} 6 \\ +8 \\ \hline \end{array}$$

$$\begin{array}{r} 5 \\ +6 \\ \hline \end{array}$$

$$\begin{array}{r} 5 \\ +5 \\ \hline \end{array}$$

$$\begin{array}{r} 4 \\ +8 \\ \hline \end{array}$$

$$\begin{array}{r} 5 \\ +7 \\ \hline \end{array}$$

$$\begin{array}{r} 6 \\ +5 \\ \hline \end{array}$$

$$\begin{array}{r} 10 \\ -4 \\ \hline \end{array}$$

$$\begin{array}{r} 9 \\ -9 \\ \hline \end{array}$$

$$\begin{array}{r} 6 \\ -4 \\ \hline \end{array}$$

$$\begin{array}{r} 8 \\ -7 \\ \hline \end{array}$$

$$\begin{array}{r} 9 \\ -3 \\ \hline \end{array}$$

$$\begin{array}{r} 8 \\ -5 \\ \hline \end{array}$$

$$\begin{array}{r} 10 \\ -8 \\ \hline \end{array}$$

$$\begin{array}{r} 8 \\ -0 \\ \hline \end{array}$$

$$\begin{array}{r} 6 \\ -2 \\ \hline \end{array}$$

$$\begin{array}{r} 8 \\ -4 \\ \hline \end{array}$$

$$\begin{array}{r} 10 \\ -5 \\ \hline \end{array}$$

$$\begin{array}{r} 7 \\ -3 \\ \hline \end{array}$$

$$\begin{array}{r} 8 \\ -3 \\ \hline \end{array}$$

$$\begin{array}{r} 6 \\ -5 \\ \hline \end{array}$$

$$\begin{array}{r} 10 \\ -1 \\ \hline \end{array}$$

$$\begin{array}{r} 10 \\ -10 \\ \hline \end{array}$$

$$\begin{array}{r} 8 \\ -6 \\ \hline \end{array}$$

$$\begin{array}{r} 6 \\ -3 \\ \hline \end{array}$$

$$\begin{array}{r} 7 \\ -7 \\ \hline \end{array}$$

$$\begin{array}{r} 9 \\ -5 \\ \hline \end{array}$$

$$\begin{array}{r} 7 \\ -4 \\ \hline \end{array}$$

$$\begin{array}{r} 8 \\ -1 \\ \hline \end{array}$$

$$\begin{array}{r} 6 \\ -6 \\ \hline \end{array}$$

$$\begin{array}{r} 7 \\ -1 \\ \hline \end{array}$$

$$\begin{array}{r} 10 \\ -6 \\ \hline \end{array}$$

$$\begin{array}{r} 8 \\ -2 \\ \hline \end{array}$$

$$\begin{array}{r} 10 \\ -9 \\ \hline \end{array}$$

$$\begin{array}{r} 4 \\ -2 \\ \hline \end{array}$$

$$\begin{array}{r} 9 \\ -8 \\ \hline \end{array}$$

$$\begin{array}{r} 7 \\ -2 \\ \hline \end{array}$$

$$\begin{array}{r} 6 \\ -1 \\ \hline \end{array}$$

$$\begin{array}{r} 10 \\ -7 \\ \hline \end{array}$$

Telling Time Worksheet (NEW material)

School is out and Gary is going home. Write the time for each clock. Color the boxes with clocks that tell the time on the hour to mark Gary's path home.



12:00




:




:



:



:



:



:



:



:



:



:



:



:



:



:



:



:



:



:



:



:




:



:



Counting Money Worksheet



50¢



5¢




10¢



25¢

1.




cost ____¢

Circle the money you need.



2.




cost ____¢

Circle the money you need.



3.



cost ____¢

Circle the money you need.



Listening to Reading Instructions:

The Mysterious Tadpole - Check Google Classroom or YouTube.

EPIC - Go to [getepic.com](https://www.getepic.com) or find this on your child's Google Classroom!

- Once you get to the website click "student" on the top of the page.
- Then enter your class code into the box and hit go!
- Enjoy all the books and videos they have!

Each class will have a classroom code to log in. If you do not know this code please contact your child's teacher on Dojo and they will share it with you. *It is also an app if you want to download it to a tablet or your phone.

TumbleBooks - go to [tumblebooks.com](https://www.tumblebooks.com) on any chromebook or computer. This is also on your child's Google Classroom!

- In the right hand corner you will see a place to log in.
 - Username - Maple
 - Password - reads
- Enjoy the books they have to offer!

RAZ Kids - go to [kidsa-z.com](https://www.kidsa-z.com) or find it on your child's Google Classroom.

- You will type in your child's teacher username.
- Find your child's name.
- They will type in their personal password.

*If you do not know your child's teacher log in or password please dojo message them and they will send it to you!

StoryLine Online - Go to [storylineonline.net](https://www.storylineonline.net) or your child's Google classroom and enjoy the books! There is no log in for this and it is completely free!

This Week's Fiction Story

The Mysterious Tadpole

Louis's uncle gave him a tadpole for a birthday gift. Louis named the tadpole Alphonse. Louis did not look at Alphonse **suspiciously**. He thought Alphonse was the perfect pet. But Alphonse was not an **ordinary** tadpole. He ate cheeseburgers. He liked to play soccer.

One day, Louis's mother said Alphonse was out of **control**. Louis took Alphonse to obedience school for some **training**. He learned to be careful and to retrieve. Alphonse got bigger and bigger. Louis's parents said Alphonse was too big for their house and should live in the zoo. Louis got **upset**. He didn't want Alphonse to be in a **cage**. But Louis did not have enough money to build Alphonse a swimming pool to live in.

Louis called Ms. Seevers for help. She was surprised when she saw the huge creature. She called Louis's uncle. They discovered that Alphonse was the Loch Ness monster!

Louis and Ms. Seevers took Alphonse to a shipwreck. Alphonse retrieved the treasure that was in the wreck. Louis used the treasure to build a swimming pool for Alphonse.



The Mysterious Tadpole

After reading or listening to The Mysterious Tadpole by Steven Kellog.
<https://www.youtube.com/watch?v=EDNWcAXZjgM> Answer these questions in complete sentences.

1. Why did Louis' uncle give him a pet?

2. How is Alphonse different than most pets?

3. Who helped Louis? How did they help?

4. Where did they find the treasure?

5. How did the treasure help Louis and Alphonse?

If you found a treasure, what would you do with it? Write and draw about it on the back.

A Non-Fiction Text

What's the Matter?

RI.2.4

by
Denise Boehm

Look around the room. Everything you see is made up of *matter*, which means it takes up space.

There are three forms, *or states*, of matter: solid, liquid and gas. We use the properties of matter to help us decide in which group it belongs. *Properties* include mass, volume and shape. Mass is the amount of matter an object has. Volume is the amount of space matter takes up.

Let's start with comparing the shape of a liquid and a solid. A *solid* will keep the same shape no matter what container you put it in. However, a *liquid* will change to take shape of the container. Think of a juice glass as the solid. It stays the same shape no matter where you put it. The juice you pour into the glass is a liquid. It will take the shape of the glass if you pour it in the glass, but it would take the shape of a puddle if you poured it on the table instead.

Reading Log

Day	Book Title	Minutes Spent Reading (Circle)
Mon.		10 15 20 25
Tues.		10 15 20 25
Wed.		10 15 20 25
Thurs.		10 15 20 25
Fri.		10 15 20 25
Sat.		10 15 20 25
Sun.		10 15 20 25

Parent Signature: _____

Student Signature: _____

Story Map

Title: _____

Author: _____

Characters

Setting



Problem

Solution



Name: _____

My Story Outline

Story Title: _____

Beginning

Beginning: Tell about the characters and setting.

Handwriting practice lines for the Beginning section.

Middle

Middle: Tell about the problem.

Handwriting practice lines for the Middle section.

End

Ending: Tell about the solution and the ending.

Handwriting practice lines for the End section.

Spelling Worksheet

Read each sentence. Circle the multiple-meaning word that is in both sentences. Tell a partner what the word means in each sentence.

1. We are going to watch the soccer game.

Maria's watch tells the time in different parts of the world.

2. Harry stood on the bank of the river.

Mom is going to the bank to cash a check.

3. The dog's coat was clean and shiny after his bath.

Lana hung her coat in the closet.



4. A fly landed on our picnic basket.

The bird will fly south in the winter.



5. Be careful not to drop the glass.

A drop of rain fell on my head.



Use each pair of words to write two lines that rhyme. The first one has been done for you.

1. balloon, moon

I lost my balloon.

It's gone to the moon.

2. blew, flew

3. clue, glue

4. messy, dressy

5. cheerful, fearful

6. sleepy, weepy

Spelling Worksheet

Name: _____

WRITE IT! Pencil, Crayon, Marker

Directions: Trace the spelling words with a pencil, crayon, and marker in each column.

Pencil	Crayon	Marker
root	root	root
crew	crew	crew
few	few	few
bloom	bloom	bloom
grew	grew	grew
room	room	room
you	you	you
stew	stew	stew
boost	boost	boost
scoop	scoop	scoop
spoon	spoon	spoon
flew	flew	flew

Science Experiment

Freezing Matter

Directions: Predict what will happen to each item when your teacher puts it in the freezer. Write if you think it will change into a solid, liquid, or gas. Then wait and record what really happened. Talk about whether the object melted, froze, or stayed the same.

My Predictions: write solid, liquid, or gas

1. I think the ice tray water will become a

2. I think the juice will become a

3. I think the pencil will become a

4. I think the shoe will become a

My Conclusions: How did it change? Write melted, froze, or stayed the same.

1. The ice tray water

2. The juice

3. The pencil

4. The shoe

Music Choices

Play the song game “Bluebird” with your family

*“Here comes a bluebird through the window, Hey diddle dum-a day day day.
Take a little partner, hop in the garden, Hey diddle dum-a day day day.”*

Play the song game “Farmer in the Dell” with your family

*The Farmer in the Dell, the farmer in the dell, high-ho the derry-o the farmer in the dell
The Farmer takes a wife
The wife takes a child
The child takes the nurse
The nurse takes the dog
The dog takes the cat
The cat takes the rat
The rat takes the cheese
The Cheese stands alone*

Put on any music and have a 5 minute dance party

Sing through “The More We Get Together”

*The More we get together, together, together. The More we get together the happier we'll be!
Cause your friends are my friends, and my friends are your friends.
The More we get together, the happier we'll be!
2nd verse The more we Sing together
3rd verse The more we Play together*

***2nd grade* Sing “Acka Backa Soda Cracker” and teach family to play the game**

*Acka Backa soda cracker, Acka backa boo
Acka Backa Soda cracker, out goes you!*

Find a favorite stuffed toy and use it to sing/play “The Music Cat” with your family

*The Music Cat goes all around. Looks for children to be found
We all know she's very tame. She just wants to know your name!*

Make up your own 4 beat rhythm ostinatos using the syllables “ta”, “Ti-ti” and “Shh”. Play a song with a good beat and add your rhythm to that song if you can.

Example: Ta, Ta, Ti-ti, Ta
Ti-ti, Ti-ti, Ta, Ta
Ta, Ti-ti, Shh, Shh
Ta, shh, ti-ti, shh

Play the Bell Game (Hot and Cold) with music.

1. Have a family member control the music volume
2. Choose another family member to wait outside of the room (so they don't peak!)
3. Hide an object in an easy spot somewhere around the room (something small)
4. Bring the family member back in the room to find the object with their ears only!
 - a. Music volume is soft if the object is far away (cold)
 - b. Music volume gets louder the closer they get (warmer)
 - c. Music volume is loudest when they are closest to the hidden object (hot)