

ILLINOIS STATE BOARD OF EDUCATION
School Business Services Division

Accounting Basis:

Cash
 Accrual

SCHOOL DISTRICT BUDGET FORM *
July 1, 2015 - June 30, 2016

Unbalanced budget, however, a deficit reduction plan is not required at this time.

Date of Amended Budget: _____
(MM/DD/YY)

District Name: CARTERVILLE CUSD #5
District RCDT No: 21-100-0050-26

If your FY15 AFR states that you need to do a deficit reduction plan and your FY16 budget is balanced please state the measures you took to have your budget become balanced. (Bckgrnd-Assumpt 25-26)

Budget of CARTERVILLE CUSD #5, County of WILLIAMSON,
State of Illinois, for the Fiscal Year beginning July 1, 2015 and ending June 30, 2016.

WHEREAS the Board of Education of CARTERVILLE CUSD #5,
County of WILLIAMSON, State of Illinois, caused to be prepared in tentative form a budget, and the Secretary of this Board has made the same conveniently available to public inspection for at least thirty days prior to final action thereon;

AND WHEREAS a public hearing was held as to such budget on the 24th day of SEPTEMBER, 20 15, notice of said hearing was given at least thirty days prior thereto as required by law, and all other legal requirements have been complied with;






NOW, THEREFORE, Be it resolved by the Board of Education of said district as follows:
Section 1: That the fiscal year of this school district be and the same hereby is fixed and declared to be

beginning July 1, 2015 and ending June 30, 2016.

Section 2: That the following budget containing an estimate of amounts available in each Fund, separately, and expenditures from each be and the same is hereby adopted as the budget of this school district for said fiscal year.

ADOPTION OF BUDGET

The budget shall be approved and signed below by members of the School Board. Adopted this 24th day of September, 20 15 by a roll call vote of 5 Yeas, and 0 Nays, to wit: Kimber Monge and Donald Yewell were absent

MEMBERS VOTING YEA:	MEMBERS VOTING NAY:
	
	
	
	
	

* Based on the 23 Illinois Administrative Code-Part 100 and Inconformity with Section 17-1 of the School Code.
(1) A certified copy of this document must be filed with the county clerk within 30 days of adoption as required by Section 18-50 of the Property Tax Code (35 ILCS 200/18-50).
(2) Districts are adopted to submit the adopted/amended budget electronically to ISBE within 30 days of adoption or by October 30, whichever comes first. Budgets are submitted to: <https://sec1.isbe.net/attachmgr/default.aspx> The electronic version does not require member signatures.

BUDGET SUMMARY

	A	B	C	D	E	F	G	H	I	J	K	L
1	<i>Begin entering data on EstRev 5-10 and EstExp 11-17 tabs.</i>		(10)	(20)	(30)	(40)	(50)	(60)	(70)	(80)	(90)	
2	Description	Acct #	Educational	Operations & Maintenance	Debt Service	Transportation	Municipal Retirement/ Social Security	Capital Projects	Working Cash	Tort	Fire Prevention & Safety	
3	ESTIMATED BEGINNING FUND BALANCE July 1, 2015 ¹		3,364,566	222,908	14,047	42,995	70,616	1,535,532	1,722,958	53,706	15,093	
4	RECEIPTS/REVENUES											
5	LOCAL SOURCES	1000	4,911,127	780,256	892,383	434,850	439,125	1,482,800	2,440	484,312	1,479	
6	FLOW-THROUGH RECEIPTS/REVENUES FROM ONE DISTRICT TO ANOTHER DISTRICT	2000	0	0	0	0	0	0	0	0	0	
7	STATE SOURCES	3000	7,132,583	300,000	0	225,000	0	0	0	0	0	
8	FEDERAL SOURCES	4000	1,114,934	0	0	0	0	0	0	0	0	
9	Total Direct Receipts/Revenues ⁸		13,158,644	1,060,256	892,383	659,850	439,125	1,482,800	2,440	484,312	1,479	
10	Receipts/Revenues for "On Behalf" Payments ²	3996										
11	Total Receipts/Revenues		13,158,644	1,060,256	892,383	659,850	439,125	1,482,800	2,440	484,312	1,479	
12	DISBURSEMENTS/EXPENDITURES											
13	INSTRUCTION	1000	7,698,615				140,530					
14	SUPPORT SERVICES	2000	3,837,718	1,221,485		467,345	387,900	103,000		517,800	2,500	
15	COMMUNITY SERVICES	3000	0	0		0	0					
16	PAYMENTS TO OTHER DISTRICTS & GOVT UNITS	4000	1,688,470	10,500	0	48,000	0	0			0	
17	DEBT SERVICES	5000	0	0	2,088,824	110,500	0			0	0	
18	PROVISION FOR CONTINGENCIES	6000	0	0	0	0	0			0	0	
19	Total Direct Disbursements/Expenditures ⁹		13,224,803	1,231,985	2,088,824	625,845	508,430	103,000		517,800	2,500	
20	Disbursements/Expenditures for "On Behalf" Payments ²	4160	0	0	0	0	0	0		0	0	
21	Total Disbursements/Expenditures		13,224,803	1,231,985	2,088,824	625,845	508,430	103,000		517,800	2,500	
22	Excess of Direct Receipts/Revenues Over (Under) Direct Disbursements/Expenditures		(66,159)	(171,729)	(1,196,441)	34,005	(69,305)	1,379,800	2,440	(33,488)	(1,021)	
23	OTHER SOURCES/USES OF FUNDS											
24	OTHER SOURCES OF FUNDS (7000)											
25	PERMANENT TRANSFER FROM VARIOUS FUNDS											
26	Abolishment the Working Cash Fund ¹⁰	7110										
27	Abatement of the Working Cash Fund ¹⁰	7110										
28	Transfer of Working Cash Fund Interest	7120	1,500									
29	Transfer Among Funds	7130										
30	Transfer of Interest	7140										
31	Transfer from Capital Projects Fund to O&M Fund	7150		0								
32	Transfer of Excess Fire Prev & Safety Tax & Interest ³ Proceeds to O&M Fund	7160		0								
33	Transfer of Excess Accumulated Fire Prev & Safety Bond and Int ^{3a} Proceeds to Debt Service Fund	7170			0							
34	SALE OF BONDS (7200)											
35	Principal on Bonds Sold ⁴	7210										
36	Premium on Bonds Sold	7220										
37	Accrued Interest on Bonds Sold	7230										
38	Sale or Compensation for Fixed Assets ⁵	7300										
39	Transfer to Debt Service to Pay Principal on Capital Leases	7400			0							
40	Transfer to Debt Service Fund to Pay Interest on Capital Leases	7500			0							
41	Transfer to Debt Service Fund to Pay Principal on Revenue Bonds	7600			0							
42	Transfer to Debt Service Fund to Pay Interest on Revenue Bonds	7700			0							
43	Transfer to Capital Projects Fund	7800						0				
44	ISBE Loan Proceeds	7900										
45	Other Sources Not Classified Elsewhere	7990			1,204,170							
46	Total Other Sources of Funds ⁸		1,500	0	1,204,170	0	0	0	0	0	0	

BUDGET SUMMARY

	A	B	C	D	E	F	G	H	I	J	K	L
1	<i>Begin entering data on EstRev 5-10 and EstExp 11-17 tabs.</i>		(10)	(20)	(30)	(40)	(50)	(60)	(70)	(80)	(90)	
	Description	Acct #	Educational	Operations & Maintenance	Debt Service	Transportation	Municipal Retirement/ Social Security	Capital Projects	Working Cash	Tort	Fire Prevention & Safety	
2												
47	OTHER USES OF FUNDS (8000)											
49	TRANSFER TO VARIOUS OTHER FUNDS (8100)											
50	Abolishment or Abatement of the Working Cash Fund ¹⁶	8110							0			
51	Transfer of Working Cash Fund Interest	8120							1,500			
52	Transfer Among Funds	8130										
53	Transfer of Interest ⁶	8140										
54	Transfer from Capital Projects Fund to O&M Fund	8150										
55	Transfer of Excess Fire Prev & Safety Tax & Interest ³ Proceeds to O&M Fund	8160										
56	Transfer of Excess Accumulated Fire Prev & Safety Bond ^{3a} and Int Proceeds to Debt Service Fund	8170										
57	Taxes Pledged to Pay Principal on Capital Leases	8410										
58	Grants/Reimbursements Pledged to Pay Principal on Capital Leases	8420										
59	Other Revenues Pledged to Pay Principal on Capital Leases	8430										
60	Fund Balance Transfers Pledged to Pay Principal on Capital Leases	8440										
61	Taxes Pledged to Pay Interest on Capital Leases	8510										
62	Grants/Reimbursements Pledged to Pay Interest on Capital Leases	8520										
63	Other Revenues Pledged to Pay Interest on Capital Leases	8530										
64	Fund Balance Transfers Pledged to Pay Interest on Capital Leases	8540										
65	Taxes Pledged to Pay Principal on Revenue Bonds	8610										
66	Grants/Reimbursements Pledged to Pay Principal on Revenue Bonds	8620										
67	Other Revenues Pledged to Pay Principal on Revenue Bonds	8630										
68	Fund Balance Transfers Pledged to Pay Principal on Revenue Bonds	8640										
69	Taxes Pledged to Pay Interest on Revenue Bonds	8710										
70	Grants/Reimbursements Pledged to Pay Interest on Revenue Bonds	8720										
71	Other Revenues Pledged to Pay Interest on Revenue Bonds	8730										
72	Fund Balance Transfers Pledged to Pay Interest on Revenue Bonds	8740										
73	Taxes Transferred to Pay for Capital Projects	8810										
74	Grants/Reimbursements Pledged to Pay for Capital Projects	8820										
75	Other Revenues Pledged to Pay for Capital Projects	8830										
76	Fund Balance Transfers Pledged to Pay for Capital Projects	8840										
77	Transfer to Debt Service Fund to Pay Principal on ISBE Loans	8910										
78	Other Uses Not Classified Elsewhere	8990						1,204,170				
79	Total Other Uses of Funds ⁸		0	0	0	0	0	1,204,170	1,500	0	0	
80	Total Other Sources/Uses of Fund		1,500	0	1,204,170	0	0	(1,204,170)	(1,500)	0	0	
81	ESTIMATED ENDING FUND BALANCE June 30, 2016		3,299,907	51,179	21,776	77,000	1,311	1,711,162	1,723,898	20,218	14,072	

82	SUMMARY OF EXPENDITURES (by Major Object)											
83			(10)	(20)	(30)	(40)	(50)	(60)	(70)	(80)	(90)	
84	Description	Acct #	Educational	Operations & Maintenance	Debt Service	Transportation	Municipal Retirement/ Social Security	Capital Projects	Working Cash	Tort	Fire Prevention & Safety	Total By Object
85												
86	Object Name											
87	Salaries	100	7,476,214	671,250		310,500		0		0	0	8,457,964
88	Employee Benefits	200	2,195,292	162,410		8,935	508,430	0		0	0	2,875,067
89	Purchased Services	300	395,647	266,925	0	54,120		100,000		438,000	2,500	1,257,192
90	Supplies & Materials	400	1,363,850	87,400		76,790		0		4,800	0	1,532,840
91	Capital Outlay	500	52,600	33,500		16,000		3,000		0	0	105,100
92	Other Objects	600	1,741,200	10,500	2,088,824	159,500	0	0		75,000	0	4,075,024
93	Non-Capitalized Equipment	700	0	0		0		0		0	0	0
94	Termination Benefits	800	0	0		0						0
95	Total Expenditures		13,224,803	1,231,985	2,088,824	625,845	508,430	103,000		517,800	2,500	18,303,187

SUMMARY OF CASH TRANSACTIONS

1	A	B	C	D	E	F	G	H	I	J	K
2	Description	Acct #	(10) Educational	(20) Operations & Maintenance	(30) Debt Service	(40) Transportation	(50) Municipal Retirement/ Social Security	(60) Capital Projects	(70) Working Cash	(80) Tort	(90) Fire Prevention & Safety
3	BEGINNING CASH BALANCE ON HAND July 1, 2015 ⁷		3,364,566	222,908	14,047	42,995	70,616	1,535,532	1,722,958	53,706	15,093
4	Total Direct Receipts & Other Sources ⁸		13,160,144	1,060,256	2,096,553	659,850	439,125	1,482,800	2,440	484,312	1,479
5	OTHER RECEIPTS										
6	Interfund Loans Payable (Loans from Other Funds)	411									
7	Interfund Loans Receivable (Repayment of Loans)	141									
8	Notes and Warrants Payable	433									
9	Other Current Assets	199									
10	Total Other Receipts		0	0	0	0	0	0	0	0	0
11	Total Direct Receipts, Other Sources, & Other Receipts		13,160,144	1,060,256	2,096,553	659,850	439,125	1,482,800	2,440	484,312	1,479
12	Total Amount Available		16,524,710	1,283,164	2,110,600	702,845	509,741	3,018,332	1,725,398	538,018	16,572
13	Total Direct Disbursements & Other Uses ⁹		13,224,803	1,231,985	2,088,824	625,845	508,430	1,307,170	1,500	517,800	2,500
14	OTHER DISBURSEMENTS										
15	Interfund Loans Receivable (Loans to Other Funds) ¹⁰	141									
16	Interfund Loans Payable (Repayment of Loans)	411									
17	Notes and Warrants Payable	433									
18	Other Current Liabilities	499									
19	Total Other Disbursements		0	0	0	0	0	0	0	0	0
20	Total Direct Disbursements, Other Uses, & Other Disbursements		13,224,803	1,231,985	2,088,824	625,845	508,430	1,307,170	1,500	517,800	2,500
21	ENDING CASH BALANCE ON HAND June 30, 2016 ⁷		3,299,907	51,179	21,776	77,000	1,311	1,711,162	1,723,898	20,218	14,072

ESTIMATED RECEIPTS/REVENUES

	A	B	C	D	E	F	G	H	I	J	K
1			(10)	(20)	(30)	(40)	(50)	(60)	(70)	(80)	(90)
2	Description	Acct #	Educational	Operations & Maintenance	Debt Service	Transportation	Municipal Retirement/ Social Security	Capital Projects	Working Cash	Tort	Fire Prevention & Safety
3	RECEIPTS/REVENUES FROM LOCAL SOURCES										
4	AD VALOREM TAXES LEVIED BY LOCAL EDUCATION AGENCY										
5	Designated Purposes Levies ¹¹	-	3,901,870	747,506	884,683	431,000	192,975		930	480,137	1,414
6	Leasing Purposes Levy ¹²	1130									
7	Special Education Purposes Levy	1140	75,307								
8	FICA and Medicare Only Levies	1150					240,000				
9	Area Vocational Construction Purposes Levy	1160									
10	Summer School Purposes Levy	1170									
11	Other Tax Levies (Describe & Itemize)	1190	45,000								
12	Total Ad Valorem Taxes Levied by District		4,022,177	747,506	884,683	431,000	432,975	0	930	480,137	1,414
13	PAYMENTS IN LIEU OF TAXES										
14	Mobile Home Privilege Tax	1210	11,500	2,000	2,500	1,000	1,350		5	1,400	10
15	Payments from Local Housing Authority	1220	4,250	750	950	500	450			500	
16	Corporate Personal Property Replacement Taxes ¹³	1230	200,000				2,250				
17	Other Payments in Lieu of Taxes (Describe & Itemize)	1290	19,000	3,500	4,000	2,000	1,950		5	2,200	5
18	Total Payments in Lieu of Taxes		234,750	6,250	7,450	3,500	6,000	0	10	4,100	15
19	TUITION										
20	Regular Tuition from Pupils or Parents (In State)	1311	14,500								
21	Regular Tuition from Other Districts (In State)	1312									
22	Regular Tuition from Other Sources (In State)	1313									
23	Regular Tuition from Other Sources (Out of State)	1314									
24	Summer School Tuition from Pupils or Parents (In State)	1321									
25	Summer School Tuition from Other Districts (In State)	1322									
26	Summer School Tuition from Other Sources (In State)	1323									
27	Summer School Tuition from Other Sources (Out of State)	1324									
28	CTE Tuition from Pupils or Parents (In State)	1331									
29	CTE Tuition from Other Districts (In State)	1332									
30	CTE Tuition from Other Sources (In State)	1333									
31	CTE Tuition from Other Sources (Out of State)	1334									
32	Special Education Tuition from Pupils or Parents (In State)	1341									
33	Special Education Tuition from Other Districts (In State)	1342									
34	Special Education Tuition from Other Sources (In State)	1343									
35	Special Education Tuition from Other Sources (Out of State)	1344									
36	Adult Tuition from Pupils or Parents (In State)	1351									
37	Adult Tuition from Other Districts (In State)	1352									
38	Adult Tuition from Other Sources (In State)	1353									
39	Adult Tuition from Other Sources (Out of State)	1354									
40	Total Tuition		14,500								
41	TRANSPORTATION FEES										
42	Regular Transportation Fees from Pupils or Parents (In State)	1411									
43	Regular Transportation Fees from Other Districts (In State)	1412									
44	Regular Transportation Fees from Other Sources (In State)	1413									
45	Regular Transportation Fees from Co-curricular Activities (In State)	1415									
46	Regular Transportation Fees from Other Sources (Out of State)	1416									
47	Summer School Transportation Fees from Pupils or Parents (In State)	1421									
48	Summer School Transportation Fees from Other Districts (In State)	1422									
49	Summer School Transportation Fees from Other Sources (In State)	1423									
50	Summer School Transportation Fees from Other Sources (Out of State)	1424									
51	CTE Transportation Fees from Pupils or Parents (In State)	1431									
52	CTE Transportation Fees from Other Districts (In State)	1432									
53	CTE Transportation Fees from Other Sources (In State)	1433									
54	CTE Transportation Fees from Other Sources (Out of State)	1434									
55	Special Education Transportation Fees from Pupils or Parents (In State)	1441									

	A	B	C	D	E	F	G	H	I	J	K
			(10)	(20)	(30)	(40)	(50)	(60)	(70)	(80)	(90)
	Description	Acct #	Educational	Operations & Maintenance	Debt Service	Transportation	Municipal Retirement/ Social Security	Capital Projects	Working Cash	Tort	Fire Prevention & Safety
56	Special Education Transportation Fees from Other Districts (In State)	1442									
57	Special Education Transportation Fees from Other Sources (In State)	1443									
58	Special Education Transportation Fees from Other Sources (Out of State)	1444									
59	Adult Transportation Fees from Pupils or Parents (In State)	1451									
60	Adult Transportation Fees from Other Districts (In State)	1452									
61	Adult Transportation Fees from Other Sources (In State)	1453									
62	Adult Transportation Fees from Other Sources (Out of State)	1454									
63	Total Transportation Fees					0					
64	EARNINGS ON INVESTMENTS										
65	Interest on Investments	1510	4,500	500	250	150	150	1,300	1,500	75	50
66	Gain or Loss on Sale of Investments	1520									
67	Total Earnings on Investments		4,500	500	250	150	150	1,300	1,500	75	50
68	FOOD SERVICE										
69	Sales to Pupils - Lunch	1611	210,000								
70	Sales to Pupils - Breakfast	1612	35,000								
71	Sales to Pupils - A la Carte	1613	75,000								
72	Sales to Pupils - Other (Describe & Itemize)	1614	2,300								
73	Sales to Adults	1620	10,000								
74	Other Food Service (Describe & Itemize)	1690	8,000								
75	Total Food Service		340,300								
76	DISTRICT/SCHOOL ACTIVITY INCOME										
77	Admissions - Athletic	1711	56,000								
78	Admissions - Other	1719	5,000								
79	Fees	1720	7,100								
80	Book Store Sales	1730									
81	Other District/School Activity Revenue (Describe & Itemize)	1790	115,000								
82	Total District/School Activity Income		183,100	0							
83	TEXTBOOK INCOME										
84	Rentals - Regular Textbooks	1811	65,000								
85	Rentals - Summer School Textbooks	1812									
86	Rentals - Adult/Continuing Education Textbooks	1813									
87	Rentals - Other (Describe)	1819									
88	Sales - Regular Textbooks	1821	1,800								
89	Sales - Summer School Textbooks	1822									
90	Sales - Adult/Continuing Education Textbooks	1823									
91	Sales - Other (Describe & Itemize)	1829									
92	Other (Describe & Itemize)	1890									
93	Total Textbooks		66,800								
94	OTHER REVENUE FROM LOCAL SOURCES										
95	Rentals	1910	1,500								
96	Contributions and Donations from Private Sources	1920	5,500	5,500							
97	Impact Fees from Municipal or County Governments	1930									
98	Services Provided Other Districts	1940									
99	Refund of Prior Years' Expenditures	1950	26,000								
100	Payments of Surplus Moneys from TIF Districts	1960									
101	Drivers' Education Fees	1970	3,000								
102	Proceeds from Vendors' Contracts	1980									
103	School Facility Occupation Tax Proceeds	1983						1,481,500			
104	Payment from Other Districts	1991									
105	Sale of Vocational Projects	1992									
106	Other Local Fees (Describe & Itemize)	1993									
107	Other Local Revenues (Describe & Itemize)	1999	9,000	500		200					
108	Total Other Revenue from Local Sources		45,000	6,000	0	200	0	1,481,500	0	0	0
109	Total Receipts/Revenues from Local Sources	1000	4,911,127	760,256	892,383	434,850	439,125	1,482,800	2,440	484,312	1,479

ESTIMATED RECEIPTS/REVENUES

1	A	B	C	D	E	F	G	H	I	J	K
2	Description	Acct #	(10) Educational	(20) Operations & Maintenance	(30) Debt Service	(40) Transportation	(50) Municipal Retirement/ Social Security	(60) Capital Projects	(70) Working Cash	(80) Tort	(90) Fire Prevention & Safety
	FLOW-THROUGH RECEIPTS/REVENUES FROM ONE DISTRICT TO ANOTHER DISTRICT										
110	Flow-Through Revenue from State Sources	2100									
112	Flow-Through Revenue from Federal Sources	2200									
113	Other Flow-Through Revenue (Describe & Itemize)	2300									
114	Total Flow-Through Receipts/Revenues From One District to Another District	2000	0	0		0	0				
115	RECEIPTS/REVENUES FROM STATE SOURCES										
116	UNRESTRICTED GRANTS-IN-AID										
117	General State Aid (Section 18-8.05)	3001	6,787,563	300,000		125,000					
118	General State Aid Hold Harmless/Supplemental	3002									
119	Reorganization Incentives (Accounts 3005-3021)	3005									
120	Other Unrestricted Grants-In-Aid From State Sources (Describe & Itemize)	3099									
121	Total Unrestricted Grants-In-Aid		6,787,563	300,000	0	125,000	0	0		0	0
122	RESTRICTED GRANTS-IN-AID										
123	SPECIAL EDUCATION										
124	Special Education - Private Facility Tuition	3100									
125	Special Education - Funding for Children Requiring Sp Ed Services	3105	279,520								
126	Special Education - Personnel	3110	3,500								
127	Special Education - Orphanage - Individual	3120	29,000								
128	Special Education - Orphanage - Summer Individual	3130									
129	Special Education - Summer School	3145	2,000								
130	Special Education - Other (Describe & Itemize)	3199									
131	Total Special Education		314,020	0		0					
132	CAREER AND TECHNICAL EDUCATION (CTE)										
133	CTE - Technical Education - Tech Prep	3200									
134	CTE - Secondary Program Improvement (CTEI)	3220									
135	CTE - WECEP	3225									
136	CTE - Agriculture Education	3235									
137	CTE - Instructor Practicum	3240									
138	CTE - Student Organizations	3270									
139	CTE - Other (Describe & Itemize)	3299									
140	Total Career and Technical Education		0	0							
141	BILINGUAL EDUCATION										
142	Bilingual Education - Downstate - TPI and TBE	3305									
143	Bilingual Education - Downstate - Transitional Bilingual Education	3310									
144	Total Bilingual Education		0					0			
145	State Free Lunch & Breakfast	3360	6,000								
146	School Breakfast Initiative	3365									
147	Driver Education	3370	25,000								
148	Adult Education (from ICCB)	3410									
149	Adult Education - Other (Describe & Itemize)	3499									
150	TRANSPORTATION										
151	Transportation - Regular and Vocational	3500				100,000					
152	Transportation - Special Education	3510									
153	Transportation - Other (Describe & Itemize)	3599									
154	Total Transportation		0	0		100,000	0				
155	Learning Improvement - Change Grants	3610									
156	Scientific Literacy	3660									
157	Truant Alternative/Optional Education	3695									
158	Early Childhood - Block Grant	3705									
159	Reading Improvement Block Grant	3715									
160	Reading Improvement Block Grant - Reading Recovery	3720									
161	Continued Reading Improvement Block Grant	3725									
162	Continued Reading Improvement Block Grant (2% Set Aside)	3728									

ESTIMATED RECEIPTS/REVENUES

1	A	B	C	D	E	F	G	H	I	J	K
2	Description	Acct #	(10) Educational	(20) Operations & Maintenance	(30) Debt Service	(40) Transportation	(50) Municipal Retirement/ Social Security	(60) Capital Projects	(70) Working Cash	(80) Tort	(90) Fire Prevention & Safety
163	Chicago General Education Block Grant	3766									
164	Chicago Educational Services Block Grant	3767									
165	School Safety & Educational Improvement Block Grant	3775									
166	Technology - Technology for Success	3780									
167	State Charter Schools	3815									
168	Extended Learning Opportunities - Summer Bridges	3825									
169	Infrastructure Improvements - Planning/Construction	3920									
170	School Infrastructure - Maintenance Projects	3925									
171	Other Restricted Revenue from State Sources (Describe & Itemize)	3999									
172	Total Restricted Grants-In-Aid		345,020	0	0	100,000	0	0	0	0	0
173	Total Receipts/Revenues from State Sources	3000	7,132,583	300,000	0	225,000	0	0	0	0	0
174	RECEIPTS/REVENUES FROM FEDERAL SOURCES										
175	UNRESTRICTED GRANTS-IN-AID RECEIVED DIRECTLY FROM FEDERAL GOVT.										
176	Federal Impact Aid	4001									
177	Other Unrestricted Grants-In-Aid Received Directly from the Federal Govt. (Describe & Itemize)	4009									
178	Total Unrestricted Grants-In-Aid Received Directly from Fed Govt		0	0	0	0	0	0	0	0	0
179	RESTRICTED GRANTS-IN-AID RECEIVED DIRECTLY FROM FEDERAL GOVT										
180	Head Start	4045									
181	Construction (Impact Aid)	4050									
182	MAGNET	4060									
183	Other Restricted Grants-In-Aid Received Directly from Federal Govt. (Describe & Itemize)	4090									
184	Total Restricted Grants-In-Aid Received Directly from Federal Govt.		0	0		0	0	0			0
185	RESTRICTED GRANTS-IN-AID RECEIVED FROM FEDERAL GOVT. THRU THE STATE										
186	TITLE VI										
187	Title VI - Innovation and Flexibility Formula	4100									
188	Title VI - SEA Projects	4105									
189	Title VI - Rural Education Initiative (REI)	4107									
190	Title VI - Other (Describe & Itemize)	4199									
191	Total Title VI		0	0		0	0				
192	FOOD SERVICE										
193	Breakfast Start-Up Expansion	4200									
194	National School Lunch Program	4210	380,000								
195	Special Milk Program	4215									
196	School Breakfast Program	4220	125,000								
197	Summer Food Service Admin/Program	4225									
198	Child and Adult Care Food Program	4226									
199	Fresh Fruit and Vegetables	4240									
200	Food Service - Other (Describe & Itemize)	4299									
201	Total Food Service		505,000								0
202	TITLE I										
203	Title I - Low Income	4300	420,365								
204	Title I - Low Income - Neglected, Private	4305									
205	Title I - Comprehensive School Reform	4332									
206	Title I - Reading First	4334									
207	Title I - Even Start	4335									
208	Title I - Reading First SEA Funds	4337									
209	Title I - Migrant Education	4340									
210	Title I - Other (Describe & Itemize)	4399									
211	Total Title I		420,365	0		0	0				

ESTIMATED RECEIPTS/REVENUES

1	A	B	C	D	E	F	G	H	I	J	K
2	Description	Acct #	(10) Educational	(20) Operations & Maintenance	(30) Debt Service	(40) Transportation	(50) Municipal Retirement/ Social Security	(60) Capital Projects	(70) Working Cash	(80) Tort	(90) Fire Prevention & Safety
212	TITLE IV										
213	Title IV - Safe & Drug Free Schools - Formula	4400									
214	Title IV - 21st Century Comm Learning Centers	4421									
215	Title IV - Other (Describe & Itemize)	4499									
216	Total Title IV		0	0		0	0				
217	FEDERAL - SPECIAL EDUCATION										
218	Federal Special Education - Preschool Flow-Through	4600									
219	Federal Special Education - Preschool Discretionary	4605									
220	Federal Special Education - IDEA Flow Through	4620									
221	Federal Special Education - IDEA Room & Board	4625									
222	Federal Special Education - IDEA Discretionary	4630	4,500								
223	Federal Special Education - IDEA - Other (Describe & Itemize)	4699									
224	Total Federal Special Education		4,500	0		0	0				
225	CTE - PERKINS										
226	CTE - Perkins-Title III E Tech Prep	4770									
227	CTE - Other (Describe & Itemize)	4799									
228	Total CTE - Perkins		0	0			0				
229	Federal - Adult Education	4810									
230	ARRA - General State Aid - Education Stabilization	4850									
231	ARRA - Title I - Low Income	4851									
232	ARRA - Title I - Neglected, Private	4852									
233	ARRA - Title I - Delinquent, Private	4853									
234	ARRA - Title I - School Improvement (Part A)	4854									
235	ARRA - Title I - School Improvement (Section 1003g)	4855									
236	ARRA - IDEA - Part B - Preschool	4856									
237	ARRA - IDEA - Part B - Flow-Through	4857									
238	ARRA - Title IID - Technology - Formula	4860									
239	ARRA - Title IID - Technology - Competitive	4861									
240	ARRA - McKinney - Vento Homeless Education	4862	2,500								
241	ARRA - Child Nutrition Equipment Assistance	4863									
242	Impact Aid Formula Grants	4864									
243	Impact Aid Competitive Grants	4865									
244	Qualified Zone Academy Bond Tax Credits	4866									
245	Qualified School Construction Bond Credits	4867									
246	Build America Bond Tax Credits	4868									
247	Build America Bond Interest Reimbursement	4869									
248	ARRA - General State Aid - Other Government Services Stabilization	4870									
249	Other ARRA Funds - II	4871									
250	Other ARRA Funds - III	4872									
251	Other ARRA Funds - IV	4873									
252	Other ARRA Funds - V	4874									
253	ARRA - Early Childhood	4875									
254	Other ARRA Funds - VII	4876									
255	Other ARRA Funds - VIII	4877									
256	Other ARRA Funds - IX	4878									
257	Other ARRA Funds - X	4879									
258	Other ARRA Funds - Ed Job Fund Program	4880									
259	Total Stimulus Programs		2,500	0	0	0	0	0		0	0
260	Race to the Top Program	4901									
261	Race to the Top - Preschool Expansion Grant	4902									
262	Advanced Placement Fee/International Baccalaureate	4904									
263	Title III - Immigrant Education Program (IEP)	4905									
264	Title III - Language Inst Program - Limited English (LIPLEP)	4909									
265	Learn & Serve America	4910									
266	McKinney Education for Homeless Children	4920									
267	Title II - Eisenhower - Professional Development Formula	4930									

ESTIMATED RECEIPTS/REVENUES

1	A	B	C	D	E	F	G	H	I	J	K
2	Description	Acct #	(10) Educational	(20) Operations & Maintenance	(30) Debt Service	(40) Transportation	(50) Municipal Retirement/ Social Security	(60) Capital Projects	(70) Working Cash	(80) Tort	(90) Fire Prevention & Safety
268	Title II - Teacher Quality	4932	76,193								
269	Federal Charter Schools	4960									
270	Medicaid Matching Funds - Administrative Outreach	4991	15,000								
271	Medicaid Matching Funds - Fee-For-Service Program	4992	3,500								
272	Other Restricted Grants Received from Federal Government through State (Describe & Itemize)	4999	87,876								
273	Total Restricted Grants-In-Aid Received from Federal Govt. Thru the State		1,114,934	0	0	0	0	0		0	0
274	TOTAL RECEIPTS/REVENUES FROM FEDERAL SOURCES	4000	1,114,934	0	0	0	0	0	0	0	0
275	TOTAL DIRECT RECEIPTS/REVENUES		13,158,644	1,060,256	892,383	659,850	439,125	1,482,800	2,440	484,312	1,479

1	A	B	C	D	E	F	G	H	I	J	K
2	Description	Funct #	(100) Salaries	(200) Employee Benefits	(300) Purchased Services	(400) Supplies & Materials	(500) Capital Outlay	(600) Other Objects	(700) Non-Capitalized Equipment	(800) Termination Benefits	(900) Total
3	10 - EDUCATIONAL FUND (ED)										
4	INSTRUCTION (ED)										
5	Regular Programs	1100	4,906,816	1,349,732	75,861	241,550	21,500	10,550			6,606,009
6	Tuition Payment to Charter Schools	1115									0
7	Pre-K Programs	1125									0
8	Special Education Programs (Functions 1200 - 1220)	1200									0
9	Special Education Programs Pre-K	1225									0
10	Remedial and Supplemental Programs K-12	1250	215,533	183,479		5,000					404,012
11	Remedial and Supplemental Programs Pre-K	1275									0
12	Adult/Continuing Education Programs	1300									0
13	CTE Programs	1400	221,500	67,475		1,600					290,575
14	Interscholastic Programs	1500	169,500	17,500	57,700	37,000	18,000	12,000			311,700
15	Summer School Programs	1600									0
16	Gifted Programs	1650									0
17	Driver's Education Programs	1700	60,000	17,639	5,700	2,900		80			86,319
18	Bilingual Programs	1800									0
19	Truant Alternative & Optional Programs	1900									0
20	Pre-K Programs - Private Tuition	1910									0
21	Regular K-12 Programs Private Tuition	1911									0
22	Special Education Programs K-12 Private Tuition	1912									0
23	Special Education Programs Pre-K Tuition	1913									0
24	Remedial/Supplemental Programs K-12 Private Tuition	1914									0
25	Remedial/Supplemental Programs Pre-K Private Tuition	1915									0
26	Adult/Continuing Education Programs Private Tuition	1916									0
27	CTE Programs Private Tuition	1917									0
28	Interscholastic Programs Private Tuition	1918									0
29	Summer School Programs Private Tuition	1919									0
30	Gifted Programs Private Tuition	1920									0
31	Bilingual Programs Private Tuition	1921									0
32	Truants Alternative/Opt Ed Programs Private Tuition	1922									0
33	Total Instruction¹⁴	1000	5,573,349	1,635,825	139,261	288,050	39,500	22,630	0	0	7,698,615
34	SUPPORT SERVICES (ED)										
35	Support Services - Pupil										
36	Attendance & Social Work Services	2110									0
37	Guidance Services	2120	335,525	113,732		750		500			450,507
38	Health Services	2130	93,500	25,845	1,000	6,500	600	700			128,145
39	Psychological Services	2140									0
40	Speech Pathology & Audiology Services	2150									0
41	Other Support Services - Pupils (Describe & Itemize)	2190						1,500			1,500
42	Total Support Services - Pupil	2100	429,025	139,577	1,000	7,250	600	2,700	0	0	580,152
43	Support Services - Instructional Staff										
44	Improvement of Instruction Services	2210	6,300		12,603						18,903
45	Educational Media Services	2220	81,700	36,320		15,050	2,000				135,070
46	Assessment & Testing	2230									0
47	Total Support Services - Instructional Staff	2200	88,000	36,320	12,603	15,050	2,000	0	0	0	153,973
48	Support Services - General Administration										
49	Board of Education Services	2310	4,500	43,000	167,600	19,700		12,800			247,600
50	Executive Administration Services	2320	197,500	39,690	23,000	14,950	2,000	7,000			284,140
51	Special Area Administration Services	2330	105,000	23,315	800	100	500	1,500			131,215
52	Tort Immunity Services	2360 - 2370									0
53	Total Support Services - General Administration	2300	307,000	106,005	191,400	34,750	2,500	21,300	0	0	662,955
54	Support Services - School Administration										
55	Office of the Principal Services	2410	676,500	174,535	20,000	8,800	4,000	6,500			890,335
56	Other Support Services - School Administration (Describe & Itemize)	2490									0
57	Total Support Services - School Administration	2400	676,500	174,535	20,000	8,800	4,000	6,500	0	0	890,335

1	A	B	C	D	E	F	G	H	I	J	K
2	Description	Funct #	(100) Salaries	(200) Employee Benefits	(300) Purchased Services	(400) Supplies & Materials	(500) Capital Outlay	(600) Other Objects	(700) Non-Capitalized Equipment	(800) Termination Benefits	(900) Total
58	Support Services - Business										
59	Direction of Business Support Services	2510	58,140	8,945				100			67,185
60	Fiscal Services	2520	32,000	8,940	150						41,090
61	Operation & Maintenance of Plant Services	2540			20,450	454,200					474,650
62	Pupil Transportation Services	2550			183						183
63	Food Services	2560	312,200	85,145	9,500	555,750	4,000	600			967,195
64	Internal Services	2570									0
65	Total Support Services - Business	2500	402,340	103,030	30,283	1,009,950	4,000	700	0	0	1,550,303
66	Support Services - Central										
67	Direction of Central Support Services	2610									0
68	Planning, Research, Development & Evaluation Services	2620									0
69	Information Services	2630									0
70	Staff Services	2640									0
71	Data Processing Services	2660									0
72	Total Support Services - Central	2600	0	0	0	0	0	0	0	0	0
73	Other Support Services (Describe & Itemize)	2900									0
74	Total Support Services	2000	1,902,865	559,467	255,286	1,075,800	13,100	31,200	0	0	3,837,718
75	COMMUNITY SERVICES (ED)	3000									0
76	PAYMENTS TO OTHER DISTRICTS & GOVT UNITS (ED)										
77	Payments to Other Govt Units (In-State)										0
78	Payments for Regular Programs	4110									0
79	Payments for Special Education Programs	4120			1,100			1,687,370			1,688,470
80	Payments for Adult/Continuing Education Programs	4130									0
81	Payments for CTE Programs	4140									0
82	Payments for Community College Programs	4170									0
83	Other Payments to In-State Govt Units (Describe & Itemize)	4190									0
84	Total Payments to Districts and Other Govt Units (In-State)	4100			1,100			1,687,370			1,688,470
85	Payments for Regular Programs - Tuition	4210									0
86	Payments for Special Education Programs - Tuition	4220									0
87	Payments for Adult/Continuing Education Programs - Tuition	4230									0
88	Payments for CTE Programs - Tuition	4240									0
89	Payments for Community College Programs - Tuition	4270									0
90	Payments for Other Programs - Tuition	4280									0
91	Other Payments to In-State Govt Units (Describe & Itemize)	4290									0
92	Total Payments to Other Dist & Govt Units - Tuition (In State)	4200						0			0
93	Payments for Regular Programs - Transfers	4310									0
94	Payments for Special Education Programs - Transfers	4320									0
95	Payments for Adult/Continuing Ed Programs - Transfers	4330									0
96	Payments for CTE Programs - Transfers	4340									0
97	Payments for Community College Program - Transfers	4370									0
98	Payments for Other Programs - Transfers	4380									0
99	Other Payments to In-State Govt Units - Transfers (Describe & Itemize)	4390									0
100	Total Payments to Other District & Govt Units - Transfers (In State)	4300			0			0			0
101	Payments to Other District & Govt Units (Out of State)	4400									0
102	Total Payments to Other District & Govt Units	4000			1,100			1,687,370			1,688,470
103	DEBT SERVICE (ED)										
104	Debt Service - Interest on Short-Term Debt										
105	Tax Anticipation Warrants	5110									0
106	Tax Anticipation Notes	5120									0
107	Corporate Personal Property Repl Tax Anticipated Notes	5130									0
108	State Aid Anticipation Certificates	5140									0
109	Other Interest on Short-Term Debt (Describe & Itemize)	5150									0
110	Total Debt Service - Interest on Short-Term Debt	5100						0			0

1	A	B	C	D	E	F	G	H	I	J	K
	Description	Funct #	(100) Salaries	(200) Employee Benefits	(300) Purchased Services	(400) Supplies & Materials	(500) Capital Outlay	(600) Other Objects	(700) Non-Capitalized Equipment	(800) Termination Benefits	(900) Total
111	Debt Service - Interest on Long-Term Debt	5200									0
112	Total Debt Service	5000						0			0
113	PROVISION FOR CONTINGENCIES (ED)	6000									0
114	Total Direct Disbursements/Expenditures		7,476,214	2,195,292	395,647	1,363,850	52,600	1,741,200	0	0	13,224,803
115	Excess (Deficiency) of Receipts/Revenues Over Disbursements/Expenditures										(66,159)
117	20 - OPERATIONS AND MAINTENANCE FUND (O&M)										
118	SUPPORT SERVICES (O&M)										
119	Support Services - Pupil										0
120	Other Support Services - Pupils (Describe & Itemize)	2190									0
121	Support Services - Business										0
122	Direction of Business Support Services	2510									0
123	Facilities Acquisition & Construction Services	2530									0
124	Operation & Maintenance of Plant Services	2540	671,250	162,410	266,925	87,400	33,500				1,221,485
125	Pupil Transportation Services	2550									0
126	Food Services	2560									0
127	Total Support Services - Business	2500	671,250	162,410	266,925	87,400	33,500	0	0	0	1,221,485
128	Other Support Services (Describe & Itemize)	2900									0
129	Total Support Services	2090	671,250	162,410	266,925	87,400	33,500	0	0	0	1,221,485
130	COMMUNITY SERVICES (O&M)	3000									0
131	PAYMENTS TO OTHER DISTRICTS & GOVT UNITS (O&M)										
132	Payments to Other Govt Units (In-State)										
133	Payments for Special Education Programs	4120						10,500			10,500
134	Payments for CTE Program	4140									0
135	Other Payments to In-State Govt Units (Describe & Itemize)	4190									0
136	Total Payments to Other Govt Units (In-State)	4100			0			10,500			10,500
137	Payments to Other Govt Units (Out of State) ¹⁴	4400									0
138	Total Payments to Other District and Govt Unit	4000			0			10,500			10,500
139	DEBT SERVICE (O&M)										
140	Debt Service - Interest on Short-Term Debt										
141	Tax Anticipation Warrants	5110									0
142	Tax Anticipation Notes	5120									0
143	Corporate Personal Prop Repl Tax Anticipated Notes	5130									0
144	State Aid Anticipation Certificates	5140									0
145	Other Interest on Short-Term Debt (Describe & Itemize)	5150									0
146	Total Debt Service - Interest on Short-Term Debt	5100						0			0
147	Debt Service - Interest on Long-Term Debt	5200									0
148	Total Debt Service	5000						0			0
149	PROVISION FOR CONTINGENCIES (O&M)	6000									0
150	Total Direct Disbursements/Expenditures		671,250	162,410	266,925	87,400	33,500	10,500	0	0	1,231,985
151	Excess (Deficiency) of Receipts/Revenues Over Disbursements/Expenditures										(171,729)
153	30 - DEBT SERVICE FUND (DS)										0
154	PAYMENTS TO OTHER DISTRICTS & GOVT UNITS (DS)	4000									
155	DEBT SERVICE (DS)										
156	Debt Service - Interest on Short-Term Debt										
157	Tax Anticipation Warrants	5110									0
158	Tax Anticipation Notes	5120									0
159	Corporate Personal Prop Repl Tax Anticipation Notes	5130									0
160	State Aid Anticipation Certificates	5140									0
161	Other Interest on Short-Term Debt (Describe & Itemize)	5150									0
162	Total Debt Service - Interest On Short-Term Debt	5100						0			0

	A	B	C	D	E	F	G	H	I	J	K
1			(100)	(200)	(300)	(400)	(500)	(600)	(700)	(800)	(900)
2	Description	Funct #	Salaries	Employee Benefits	Purchased Services	Supplies & Materials	Capital Outlay	Other Objects	Non-Capitalized Equipment	Termination Benefits	Total
163	Debt Service - Interest on Long-Term Debt	5200						1,365,824			1,365,824
164	Debt Service - Payments of Principal on Long-Term Debt ¹⁵ (Lease/Purchase Principal Retired)	5300						720,000			720,000
165	Debt Service Other (Describe & Itemize)	5400						3,000			3,000
166	Total Debt Service	5000			0			2,088,824			2,088,824
167	PROVISION FOR CONTINGENCIES (DS)	6000									0
168	Total Direct Disbursements/Expenditures				0			2,088,824			2,088,824
169	Excess (Deficiency) of Receipts/Revenues Over Disbursements/Expenditures										(1,196,441)
171	40 - TRANSPORTATION FUND (TR)										
172	SUPPORT SERVICES (TR)										
173	Support Services - Pupils										0
174	Other Support Services - Pupils (Describe & Itemize)	2190									0
175	Support Services - Business										
176	Pupil Transportation Services	2550	310,500	8,935	54,120	76,790	16,000	1,000			467,345
177	Other Support Services (Describe & Itemize)	2900									0
178	Total Support Services	2000	310,500	8,935	54,120	76,790	16,000	1,000	0	0	467,345
179	COMMUNITY SERVICES (TR)	3000									0
180	PAYMENTS TO OTHER DISTRICTS & GOVT UNITS (TR)										
181	Payments to Other Govt Units (In-State)										0
182	Payments for Regular Program	4110									0
183	Payments for Special Education Programs	4120						48,000			48,000
184	Payments for Adult/Continuing Education Programs	4130									0
185	Payments for CTE Programs	4140									0
186	Payments for Community College Programs	4170									0
187	Other Payments to In-State Govt Units (Describe & Itemize)	4190									0
188	Total Payments to Other Govt Units (In-State)	4100			0			48,000			48,000
189	Payments to Other Govt Units (Out-of-State) (Describe & Itemize)	4400									0
190	Total Payments to Other Districts & Govt Units	4000			0			48,000			48,000
191	DEBT SERVICE (TR)										
192	Debt Service - Interest on Short-Term Debt										0
193	Tax Anticipation Warrants	5110									0
194	Tax Anticipation Notes	5120									0
195	Corporate Personal Prop Repl Tax Anticipation Notes	5130									0
196	State Aid Anticipation Certificates	5140									0
197	Other Interest on Short-Term Debt (Describe and Itemize)	5150									0
198	Total Debt Service - Interest On Short-Term Debt	5100						0			0
199	Debt Service - Interest on Long-Term Debt	5200									0
200	Debt Service - Payments of Principal on Long-Term Debt ¹⁶ (Lease/Purchase Principal Retired)	5300						110,500			110,500
201	Debt Service - Other (Describe and Itemize)	5400									0
202	Total Debt Service	5000						110,500			110,500
203	PROVISION FOR CONTINGENCIES (TR)	6000									0
204	Total Direct Disbursements/Expenditures		310,500	8,935	54,120	76,790	16,000	159,500	0	0	625,845
205	Excess (Deficiency) of Receipts/Revenues Over Disbursements/Expenditures										34,005
207	50 - MUNICIPAL RETIREMENT/SOC SEC FUND (MR/SS)										
208	INSTRUCTION (MR/SS)										
209	Regular Program	1100		125,080							125,080
210	Pre-K Programs	1125									0
211	Special Education Programs (Functions 1200-1220)	1200									0
212	Special Education Programs Pre-K	1225									0
213	Remedial and Supplemental Programs K-12	1250		4,300							4,300
214	Remedial and Supplemental Programs Pre-K	1275									0
215	Adult/Continuing Education Programs	1300									0

	A	B	C	D	E	F	G	H	I	J	K
1			(100)	(200)	(300)	(400)	(500)	(600)	(700)	(800)	(900)
2	Description	Funct #	Salaries	Employee Benefits	Purchased Services	Supplies & Materials	Capital Outlay	Other Objects	Non-Capitalized Equipment	Termination Benefits	Total
216	CTE Programs	1400		3,400							3,400
217	Interscholastic Programs	1500		6,800							6,800
218	Summer School Programs	1600									0
219	Gifted Programs	1650									0
220	Driver's Education Programs	1700		950							950
221	Bilingual Programs	1800									0
222	Truant Alternative & Optional Programs	1900									0
223	Total Instruction	1000		140,530							140,530
224	SUPPORT SERVICES (MR/SS)										
225	Support Services - Pupil										
226	Attendance & Social Work Services	2110									0
227	Guidance Services	2120		5,300							5,300
228	Health Services	2130		8,025							8,025
229	Psychological Services	2140									0
230	Speech Pathology & Audiology Services	2150									0
231	Other Support Services - Pupils (Describe & Itemize)	2190									0
232	Total Support Services - Pupil	2100		13,325							13,325
233	Support Services - Instructional Staff										
234	Improvement of Instruction Services	2210									0
235	Educational Media Services	2220		15,300							15,300
236	Assessment & Testing	2230									0
237	Total Support Services - Instructional Staff	2200		15,300							15,300
238	Support Services - General Administration										
239	Board of Education Services	2310		925							925
240	Executive Administration Services	2320		11,600							11,600
241	Special Area Administrative Services	2330		1,800							1,800
242	Claims Paid from Self Insurance Fund	2361									0
243	Workers' Compensation or Workers' Occupation Disease Acts Payments	2362									0
244	Unemployment Insurance Payments	2363									0
245	Insurance Payments (regular or self-insurance)	2364									0
246	Risk Management and Claims Services Payments	2365									0
247	Judgment and Settlements	2366									0
248	Educational, Inspectional, Supervisory Services Related to Loss Prevention or Reduction	2367									0
249	Reciprocal Insurance Payments	2368									0
250	Legal Service	2369									0
251	Total Support Services - General Administration	2300		14,325							14,325
252	Support Services - School Administration										
253	Office of the Principal Services	2410		43,525							43,525
254	Other Support Services - School Administration (Describe & Itemize)	2490									0
255	Total Support Services - School Administration	2400		43,525							43,525
256	Support Services - Business										
257	Direction of Business Support Services	2510		11,350							11,350
258	Fiscal Services	2520		19,400							19,400
259	Facilities Acquisition & Construction Services	2530									0
260	Operation & Maintenance of Plant Service	2540		134,425							134,425
261	Pupil Transportation Services	2550		58,200							58,200
262	Food Services	2560		58,050							58,050
263	Internal Services	2570									0
264	Total Support Services - Business	2500		281,425							281,425

1	A	B	C	D	E	F	G	H	I	J	K
2	Description	Funct #	(100) Salaries	(200) Employee Benefits	(300) Purchased Services	(400) Supplies & Materials	(500) Capital Outlay	(600) Other Objects	(700) Non-Capitalized Equipment	(800) Termination Benefits	(900) Total
285	Support Services - Central										
286	Direction of Central Support Services	2610									0
267	Planning, Research, Development & Evaluation Services	2620									0
288	Information Services	2630									0
269	Staff Services	2640									0
270	Data Processing Services	2660									0
271	Total Support Services - Central	2600		0							0
272	Other Support Services (Describe & Itemize)	2900									0
273	Total Support Services	2000		367,900							367,900
274	COMMUNITY SERVICES (MR/SS)	3000									0
275	PAYMENTS TO OTHER DISTRICTS & GOVT UNITS (MR/SS)										
276	Payments for Special Education Programs	4120									0
277	Payments for CTE Programs	4140									0
278	Total Payments to Other Districts & Govt Units	4000		0							0
279	DEBT SERVICE (MR/SS)										
280	Debt Service - Interest on Short-Term Debt										
281	Tax Anticipation Warrants	5110									0
282	Tax Anticipation Notes	5120									0
283	Corporate Personal Prop Repl Tax Anticipation Notes	5130									0
284	State Aid Anticipation Certificates	5140									0
285	Other (Describe & Itemize)	5150									0
288	Total Debt Service	5000						0			0
287	PROVISION FOR CONTINGENCIES (MR/SS)	6000									0
288	Total Direct Disbursements/Expenditures			508,430				0			508,430
	Excess (Deficiency) of Receipts/Revenues Over Disbursements/Expenditures										(69,305)
291	60 - CAPITAL PROJECTS (CP)										
292	SUPPORT SERVICES (CP)										
293	Support Services - Business										
294	Facilities Acquisition & Construction Services	2530			100,000		3,000				103,000
295	Other Support Services (Describe & Itemize)	2900									0
296	Total Support Services	2000	0	0	100,000	0	3,000	0	0		103,000
297	PAYMENTS TO OTHER DISTRICTS & GOVT UNITS (CP)										
298	Payments to Other Govt Units (In-State)										
299	Payments to Other Govt Units (In-State)	4100									0
300	Payment for Special Education Programs	4120									0
301	Payment for CTE Programs	4140									0
302	Other Payments to In-State Governmental Units (Describe & Itemize)	4190									0
303	Total Payments to Other Districts & Govt Units	4000			0			0			0
304	PROVISION FOR CONTINGENCIES (CP)	6000									0
305	Total Direct Disbursements/Expenditures		0	0	100,000	0	3,000	0	0		103,000
306	Excess (Deficiency) of Receipts/Revenues Over Disbursements/Expenditures										1,379,800
308	70 WORKING CASH FUND (WC)										
310	80 - TORT FUND (TF)										
311	SUPPORT SERVICES - GENERAL ADMINISTRATION										
312	Claims Paid from Self Insurance Fund	2361									0
313	Workers' Compensation or Workers' Occupational Disease Act Payments	2362			160,500						160,500
314	Unemployment Insurance Payments	2363			35,000						35,000
315	Insurance Payments (regular or self-insurance)	2364			188,000						188,000
316	Risk Management and Claims Services Payments	2365			4,500	4,800		75,000			84,300
317	Judgment and Settlements	2366									0

1	A	B	C	D	E	F	G	H	I	J	K
2	Description	Funct #	(100) Salaries	(200) Employee Benefits	(300) Purchased Services	(400) Supplies & Materials	(500) Capital Outlay	(600) Other Objects	(700) Non-Capitalized Equipment	(800) Termination Benefits	(900) Total
318	Educational, Inspectional, Supervisory Services Related to Loss Prevention or Reduction	2367									0
319	Reciprocal Insurance Payments	2368									0
320	Legal Service	2369			50,000						50,000
321	Property Insurance (Building & Grounds)	2371									0
322	Vehicle Insurance (Transportation)	2372									0
323	Total Support Services - General Administration	2000	0	0	438,000	4,800	0	75,000	0		517,800
324	DEBT SERVICE (TF)										
325	Debt Service - Interest on Short-Term Debt										
326	Tax Anticipation Warrants	5110									0
327	Corporate Personal Property Replacement Tax Anticipation Notes	5130									0
328	Other Interest or Short-Term Debt (Describe & Itemize)	5150									0
329	Total Debt Service	5000						0			0
330	PROVISION FOR CONTINGENCIES (TF)	6000									0
331	Total Direct Disbursements/Expenditures		0	0	438,000	4,800	0	75,000	0		517,800
332	Excess (Deficiency) of Receipts/Revenues Over Disbursements/Expenditures										(33,488)
334	90 - FIRE PREVENTION & SAFETY FUND (FP&S)										
335	SUPPORT SERVICES (FP&S)										
336	Support Services - Business										
337	Facilities Acquisition & Construction Services	2530									0
338	Operation & Maintenance of Plant Service	2540			2,500						2,500
339	Total Support Services - Business	2500	0	0	2,500	0	0	0	0		2,500
340	Other Support Services (Describe & Itemize)	2900									0
341	Total Support Services	2000	0	0	2,500	0	0	0	0		2,500
342	PAYMENTS TO OTHER DISTRICTS & GOVT UNITS (FP&S)										
343	Other Payments to In-State Govt Units (Describe & Itemize)	4190									0
344	Total Payments to Other Districts & Govt Units (FPS)	4000						0			0
345	DEBT SERVICE (FP&S)										
346	Debt Service - Interest on Short-Term Debt										
347	Tax Anticipation Warrants	5110									0
348	Other Interest on Short-Term Debt (Describe & Itemize)	5150									0
349	Total Debt Service - Interest on Short-Term Debt	5100						0			0
350	Debt Service - Interest on Long-Term Debt	5200									0
	Debt Service - Payments of Principal on Long-Term Debt ¹⁶	5300									0
351	(Lease/Purchase Principal Retired)										0
352	Total Debt Service	5000						0			0
353	PROVISIONS FOR CONTINGENCIES (FP&S)	6000									0
354	Total Direct Disbursements/Expenditures		0	0	2,500	0	0	0	0		2,500
355	Excess (Deficiency) of Receipts/Revenues Over Disbursements/Expenditures										(1,021)

This page is provided for detailed itemizations as requested within the body of the Report.

- 1.
- 2.
- 3.
- 4.

	A	B	C	D	E	F
1						
2	CARTERVILLE CUSD #5 21-100-0050-26					
3	DEFICIT BUDGET SUMMARY INFORMATION - Operating Funds Only					
4		EDUCATIONAL	OPERATIONS & MAINTENANCE	TRANSPORTATION	WORKING CASH	TOTAL
5	Direct Revenues	13,158,644	1,060,256	659,850	2,440	14,881,190
6	Direct Expenditures	13,224,803	1,231,985	625,845		15,082,633
7	Difference	(66,159)	(171,729)	34,005	2,440	(201,443)
8	Estimated Fund Balance - June 30, 2016	3,299,907	51,179	77,000	1,723,898	5,151,984
9	Unbalanced budget, however, a deficit reduction plan is not required at this time.					
10						
11						
12	<i>A deficit reduction plan is required if the local board of education adopts (or amends) the 2015-16 school district budget in which the "operating funds" listed above result in direct revenues (line 9) being less than direct expenditures (line 19) by an amount equal to or greater than one-third (1/3) of the ending fund balance (line 81).</i>					
13	<i>Note: The balance is determined using only the four funds listed above. That is, if the estimated ending fund balance is less than three times the deficit spending, the district must adopt and file with ISBE a deficit reduction plan to balance the shortfall within three years.</i>					
14	<i>The School Code, Section 17-1 (105 ILCS 5/17-1) - If the 2014-2015 Annual Financial Report (AFR) reflects a deficit as defined above (page 36), then the school district shall adopt and submit a deficit reduction plan (found here on page 20-24) to ISBE within 30 days after acceptance of the AFR.</i>					
15	<i>The deficit reduction plan, if required, is developed using ISBE guidelines and format.</i>					

ILLINOIS STATE BOARD OF EDUCATION
SCHOOL BUSINESS SERVICES DIVISION

	A	B	C	D	E	F	G
1			DEFICIT REDUCTION PLAN				
2			ESTIMATED BUDGET				
3	CARTERVILLE CUSD #5 21-100-0050-26		FY2015-16				
4	<i>District Number</i>						
5							
6			Educational Fund	Operations & Maintenance Fund	Transportation Fund	Working Cash Fund	Total
7	ESTIMATED BEGINNING FUND BALANCE <i>(must equal prior Ending Fund Balance)</i>		3,364,566	222,908	42,995	1,722,958	5,353,427
8	RECEIPTS/REVENUES	Acct No.					
9	LOCAL SOURCES	1000	4,911,127	780,256	434,850	2,440	6,108,673
10	FLOW-THROUGH RECEIPTS/REVENUES FROM ONE DISTRICT TO ANOTHER DISTRICT	2000	0	0	0		0
11	STATE SOURCES	3000	7,132,583	300,000	225,000	0	7,657,583
12	FEDERAL SOURCES	4000	1,114,934	0	0	0	1,114,934
13	Total Receipts/Revenues		13,158,644	1,060,256	659,850	2,440	14,881,190
14	DISBURSEMENTS/EXPENDITURES	Funct No.					
15	INSTRUCTION	1000	7,698,615				7,698,615
16	SUPPORT SERVICES	2000	3,837,718	1,221,485	467,345		5,526,548
17	COMMUNITY SERVICES	3000	0	0	0		0
18	PAYMENTS TO OTHER DISTRICTS & GOVT. UNITS	4000	1,688,470	10,500	48,000		1,746,970
19	DEBT SERVICES	5000	0	0	110,500		110,500
20	PROVISION FOR CONTINGENCIES	6000	0	0	0		0
21	Total Disbursements/Expenditures		13,224,803	1,231,985	625,845		15,082,633
22	Excess of Receipts/Revenue Over/(Under) Disbursements/Expenditures		(66,159)	(171,729)	34,005	2,440	(201,443)
23	OTHER SOURCES/USES OF FUNDS						
24	OTHER SOURCES OF FUNDS (7000)		1,500	0	0	0	1,500
25	OTHER USES OF FUNDS (8000)		0	0	0	1,500	1,500
26	TOTAL OTHER SOURCES/USES OF FUNDS		1,500	0	0	(1,500)	0
27	ESTIMATED ENDING FUND BALANCE		3,299,907	51,179	77,000	1,723,898	5,151,984

ILLINOIS STATE BOARD OF EDUCATION
SCHOOL BUSINESS SERVICES DIVISION

	A	B	H	I	J	K	L
1			ESTIMATED BUDGET FY2016-17				
2							
3	CARTERVILLE CUSD #5	21-100-0050-26					
4	<i>District Number</i>						
5							
6			Educational Fund	Operations & Maintenance Fund	Transportation Fund	Working Cash Fund	Total
7	ESTIMATED BEGINNING FUND BALANCE (must equal prior Ending Fund Balance)		3,299,907	51,179	77,000	1,723,898	5,151,984
8	RECEIPTS/REVENUES	Acct No.					
9	LOCAL SOURCES	1000					0
10	FLOW-THROUGH RECEIPTS/REVENUES FROM ONE DISTRICT TO ANOTHER DISTRICT	2000					0
11	STATE SOURCES	3000					0
12	FEDERAL SOURCES	4000					0
13	Total Receipts/Revenues		0	0	0	0	0
14	DISBURSEMENTS/EXPENDITURES	Funct No.					
15	INSTRUCTION	1000					0
16	SUPPORT SERVICES	2000					0
17	COMMUNITY SERVICES	3000					0
18	PAYMENTS TO OTHER DISTRICTS & GOVT. UNITS	4000					0
19	DEBT SERVICES	5000					0
20	PROVISION FOR GONTINGENCIES	6000					0
21	Total Disbursements/Expenditures		0	0	0		0
22	Excess of Receipts/Revenue Over/(Under) Disbursements/Expenditures		0	0	0	0	0
23	OTHER SOURCES/USES OF FUNDS						
24	OTHER SOURCES OF FUNDS (7000)						0
25	OTHER USES OF FUNDS (8000)						0
26	TOTAL OTHER SOURCES/USES OF FUNDS		0	0	0	0	0
27	ESTIMATED ENDING FUND BALANCE		3,299,907	51,179	77,000	1,723,898	5,151,984

ILLINOIS STATE BOARD OF EDUCATION
SCHOOL BUSINESS SERVICES DIVISION

	A	B	M	N	O	P	Q
1			ESTIMATED BUDGET FY2017-18				
2							
3	CARTERVILLE CUSD #5	21-100-0050-26					
4	<i>District Number</i>						
5							
6			Educational Fund	Operations & Maintenance Fund	Transportation Fund	Working Cash Fund	Total
7	ESTIMATED BEGINNING FUND BALANCE (must equal prior Ending Fund Balance)		3,299,907	51,179	77,000	1,723,898	5,151,984
8	RECEIPTS/REVENUES	Acct No.					
9	LOCAL SOURCES	1000					0
10	FLOW-THROUGH RECEIPTS/REVENUES FROM ONE DISTRICT TO ANOTHER DISTRICT	2000					0
11	STATE SOURCES	3000					0
12	FEDERAL SOURCES	4000					0
13	Total Receipts/Revenues		0	0	0	0	0
14	DISBURSEMENTS/EXPENDITURES	Funct No.					
15	INSTRUCTION	1000					0
16	SUPPORT SERVICES	2000					0
17	COMMUNITY SERVICES	3000					0
18	PAYMENTS TO OTHER DISTRICTS & GOVT. UNITS	4000					0
19	DEBT SERVICES	5000					0
20	PROVISION FOR CONTINGENCIES	6000					0
21	Total Disbursements/Expenditures		0	0	0		0
22	Excess of Receipts/Revenue Over/(Under) Disbursements/Expenditures		0	0	0	0	0
23	OTHER SOURCES/USES OF FUNDS						
24	OTHER SOURCES OF FUNDS (7000)						0
25	OTHER USES OF FUNDS (8000)						0
26	TOTAL OTHER SOURCES/USES OF FUNDS		0	0	0	0	0
27	ESTIMATED ENDING FUND BALANCE		3,299,907	51,179	77,000	1,723,898	5,151,984

ILLINOIS STATE BOARD OF EDUCATION
SCHOOL BUSINESS SERVICES DIVISION

	A	B	R	S	T	U	V
1			ESTIMATED BUDGET FY2018-19				
2							
3	CARTERVILLE CUSD #5	21-100-0050-26					
4	<i>District Number</i>						
5							
6			Educational Fund	Operations & Maintenance Fund	Transportation Fund	Working Cash Fund	Total
7	ESTIMATED BEGINNING FUND BALANCE (must equal prior Ending Fund Balance)		3,299,907	51,179	77,000	1,723,898	5,151,984
8	RECEIPTS/REVENUES	Acct No.					
9	LOCAL SOURCES	1000					0
10	FLOW-THROUGH RECEIPTS/REVENUES FROM ONE DISTRICT TO ANOTHER DISTRICT	2000					0
11	STATE SOURCES	3000					0
12	FEDERAL SOURCES	4000					0
13	Total Receipts/Revenues		0	0	0	0	0
14	DISBURSEMENTS/EXPENDITURES	Funct No.					
15	INSTRUCTION	1000					0
16	SUPPORT SERVICES	2000					0
17	COMMUNITY SERVICES	3000					0
18	PAYMENTS TO OTHER DISTRICTS & GOVT. UNITS	4000					0
19	DEBT SERVICES	5000					0
20	PROVISION FOR CONTINGENCIES	6000					0
21	Total Disbursements/Expenditures		0	0	0		0
22	Excess of Receipts/Revenue Over/(Under) Disbursements/Expenditures		0	0	0	0	0
23	OTHER SOURCES/USES OF FUNDS						
24	OTHER SOURCES OF FUNDS (7000)						0
25	OTHER USES OF FUNDS (8000)						0
26	TOTAL OTHER SOURCES/USES OF FUNDS		0	0	0	0	0
27	ESTIMATED ENDING FUND BALANCE		3,299,907	51,179	77,000	1,723,898	5,151,984

ILLINOIS STATE BOARD OF EDUCATION
SCHOOL BUSINESS SERVICES DIVISION

	A	B	W	X	Y	Z
1			SUMMARY			
2			BUDGET ADDENDUM - DEFICIT REDUCTION PLAN			
3	CARTERVILLE CUSD #5 21-100-0050-26		ESTIMATED BUDGET			
4	<i>District Number</i>		<i>Date of Adoption:</i>			
5			<i>(Enter as MM/DD/YY)</i>			
6			FY2015-16	FY2016-17	FY2017-18	FY2018-19
7	ESTIMATED BEGINNING FUND BALANCE <i>(must equal prior Ending Fund Balance)</i>		5,353,427	5,151,984	5,151,984	5,151,984
8	RECEIPTS/REVENUES	Acct No.				
9	LOCAL SOURCES	1000	6,108,673	0	0	0
10	FLOW-THROUGH RECEIPTS/REVENUES FROM ONE DISTRICT TO ANOTHER DISTRICT	2000	0	0	0	0
11	STATE SOURCES	3000	7,657,583	0	0	0
12	FEDERAL SOURCES	4000	1,114,934	0	0	0
13	Total Receipts/Revenues		14,881,190	0	0	0
14	DISBURSEMENTS/EXPENDITURES	Funct No.				
15	INSTRUCTION	1000	7,698,615	0	0	0
16	SUPPORT SERVICES	2000	5,526,548	0	0	0
17	COMMUNITY SERVICES	3000	0	0	0	0
18	PAYMENTS TO OTHER DISTRICTS & GOVT. UNITS	4000	1,746,970	0	0	0
19	DEBT SERVICES	5000	110,500	0	0	0
20	PROVISION FOR CONTINGENCIES	6000	0	0	0	0
21	Total Disbursements/Expenditures		15,082,633	0	0	0
22	Excess of Receipts/Revenue Over/(Under) Disbursements/Expenditures		(201,443)	0	0	0
23	OTHER SOURCES/USES OF FUNDS					
24	OTHER SOURCES OF FUNDS (7000)		1,500	0	0	0
25	OTHER USES OF FUNDS (8000)		1,500	0	0	0
26	TOTAL OTHER SOURCES/USES OF FUNDS		0	0	0	0
27	ESTIMATED ENDING FUND BALANCE		5,151,984	5,151,984	5,151,984	5,151,984

Deficit Reduction Plan-Background/Assumptions
Fiscal Year 2016 through Fiscal Year 2019

CARTERVILLE CUSD #5 **21-100-0050-26**

Please complete the following schedule and include a brief description to identify any areas of the budget that will be impacted from one year to the next. If the deficit reduction plan relies upon new local revenues, identify contingencies for further budget reductions which will be enacted in the event those new revenues are not available. For additional information, please see:

<http://www.isbe.net/sfms/budget/default.htm>

1. Background and Narrative of Budget Reductions:

2. Assumptions Used in the Deficit Reduction Plan:

- Foundation Levels for General State Aid:

- Equal Assessed Valuation and Tax Rates:

- Employee Salaries and Benefits:

- Short and Long Term Borrowing:

- Educational Impact:

- Other Assumptions:

- Has the district considered shared services or outsourcing (Ex: Transportation, Insurance) If yes please explain:

ESTIMATED LIMITATION OF ADMINISTRATIVE COSTS

(For Local Use Only)

This is an estimated Limitation of Administrative Costs Worksheet only and will not be accepted for Official Submission of the Limitation of Administrative Costs Worksheet.

The worksheet is intended for use during the budgeting process to estimate the district's percent increase of FY2016 budgeted expenditures over FY2015 actual expenditures. Budget information is copied to this page. Insert the prior year estimated actual expenditures to compute the estimated percentage increase (decrease).

The official Limitation of Administrative Costs Worksheet is attached to the end of the Annual Financial Report (ISBE Form 50-35) and may be submitted in conjunction with that report.

An official Limitation of Administrative Costs Worksheet can also be found on the ISBE website at:

[Limitation of Administrative Costs](#)

ESTIMATED LIMITATION OF ADMINISTRATIVE COSTS WORKSHEET
(Section 17-1.5 of the School Code)

School District Name: CARTERVILLE CUSD #5
RCDT Number: 21-100-0050-26

Description	Funct. No.	Estimated Actual Expenditures, Fiscal Year 2015			Budgeted Expenditures, Fiscal Year 2016		
		(10) Educational	(20) Operations & Maintenance	Total	(10) Educational	(20) Operations & Maintenance	Total
1. Executive Administration Services	2320	319,174		319,174	284,140		284,140
2. Special Area Administration Services	2330	134,103		134,103	131,215		131,215
3. Other Support Services - School Administration	2490			0	0		0
4. Direction of Business Support Services	2510	65,570		65,570	67,185	0	67,185
5. Internal Services	2570			0	0		0
6. Direction of Central Support Services	2610	536		536	0		0
7. Deduct - Early Retirement or other pension obligations required by state law and include above				0			0
8. Totals		519,383	0	519,383	482,540	0	482,540
9. Estimated Percent Increase (Decrease) for FY2016 (Budgeted) over FY2015 (Actual)							-7%

Reference Description

- 1 Each fund balance should correspond to the fund balance reflected on the books as of June 30th - Balance Sheet Accounts #720 and #730 (audit figures, if available).
- 2 Accounting and Financial Reporting for Certain Grants and Other Financial Assistance. The "On-Behalf" Payments should only be reflected on this page (Budget Summary, Lines 10 and 20).
- 3 Requires the secretary of the school board to notify the county clerk (within 30 days of the transfer approval) to abate an equal amount of taxes to be next extended. See Sec. 10-22.14 & 17-2.11.
- 3^a Requires notification to the county clerk to abate an equal amount from taxes next extended. See section 10-22.14
- 4 Principal on Bonds Sold:
 - (1) Funding Bonds are to be entered in the fund or funds in which the liability occurs.
 - (2) Refunding Bonds can be entered in the Debt Services Fund only.
 - (3) Building Bonds can be entered in the Capital Projects Fund only.
 - (4) Fire Prevention and Safety Bonds can be entered in the Fire Prevention & Safety Fund only.
- 5 The proceeds from the sale of school sites, buildings, or other real estate shall be used first to pay the principal and interest on any outstanding bonds on the property being sold, and after all such bonds have been retired, the remaining proceeds from the sale next shall be used by the school board to meet any urgent district needs as determined under Sections 2-3.12 and 17-2.11 of the School Code. Once these issues have been addressed, any remaining proceeds may be used for any other authorized purpose and for deposit into any district fund.
- 6 The School Code, Section 10-22.44 prohibits the transfer of interest earned on the investment of "any funds for purposes of Illinois Municipal Retirement under the Pension Code." This prohibition does not include funds for Social Security and Medicare-only purposes. For additional requirements on interest earnings, see 23 Illinois Administrative Code, Part 100, Section 100.50.
- 7 Cash plus investments must be greater than or equal to zero.
- 8 For cash basis budgets, this total will equal the Budget Summary - Total Direct Receipts/Revenues (Line 9) plus Total Other Sources of Funds (Line 46).
- 9 For cash basis budgets, this total will equal the Budget Summary - Total Direct Disbursements/Expenditures (Line 19) plus Total Other Uses of Funds (Line 79).
- 10 Working Cash Fund loans may be made to any district fund for which taxes are levied (Section 20-5 of the School Code).
- 11 Include revenue accounts 1110 through 1115, 1117, 1118 & 1120.
- 12 The School Code Section 17-2.2c. Tax for leasing educational facilities or computer technology or both, and for temporary relocation expense purposes.
- 13 Corporate personal property replacement tax revenue must be first applied to the Municipal Retirement/Social Security Fund to replace tax revenue lost due to the abolition of the corporate personal property tax (30 ILCS 115/12). This provision does not apply to taxes levied for Medicare-Only purposes.
- 14 Only tuition payments made to private facilities. See Functions 4200 or 4400 for estimated public facility disbursements/expenditures.
- 15 Payment towards the retirement of lease/purchase agreements or bonded/other indebtedness (principal only) otherwise reported within the fund - e.g.: alternate revenue bonds. (Describe & Itemize)
- 16 Only abolishment of Working Cash Fund must transfer its funds directly to the Educational Fund upon adoption of a resolution and at the close of the current school Year (see 105 ILCS 5/20-8 for further explanation)
Only abatement of working cash fund can transfer its funds to any fund in most need of money (see 105 ILCS 5/20-10 for further explanation)

CHECK FOR ERRORS

This worksheet checks various cells to assure that selected items are in balance.
Out-of-balance conditions are accompanied by an error message.
Errors must be corrected before the budget is finalized and submitted to ISBE.

Budget Item References	Message
Is Deficit Reduction Plan Required?	Deficit reduction plan is not required.
If required, is Deficit Reduction Plan Completed (Page: DefReductPlan 20-24)?	
1. Cover Page - CASH or ACCRUAL	
Check one type of Accounting Basis used on the Cover sheet.	CASH
2. Budget Summary: Other Sources (Page BudgetSum 2-3 - Acct 7000), must equal Other Uses (BudgetSum 2-3 - Acct. 8000).	
Estimated Beginning Fund Balance July, 1 2015 for all Funds (Cells C3 - K3)(Line must have a number or zero)	OK
Transfer Among Funds (Funds 10, 20, 40 - Acct 7130 - Cells C29, D29, F29), must equal (Funds 10, 20 & 40 - Acct 8130 - Cells C52, D52, F52).	OK
Transfer of Interest (Funds 10 thru 90 - Acct 7140 - Cells C30:K30), must equal (Funds 10 thru 60, & 80 - Acct 8140 - Cells C53:H53, J53).	OK
Transfer to Debt Service to Pay Principal on Capital Leases (Fund 30 - Acct 7400 - Cell E39) must equal (Funds 10, 20 & 80 - Acct 8400 Cells C57:H60).	OK
Transfer to Debt Service to Pay Interest on Capital Leases (Fund 30 - Acct 7500 - Cell E40) must equal (Funds 10, 20 & 60 - Acct 8500 - Cells C61:H64).	OK
Transfer to Debt Service Fund to Pay Principal on Revenue Bonds (Fund 30 - Acct 7600 - Cell E41) must equal (Funds 10 & 20 - Acct 8600 - Cells C65:D68).	OK
Transfer to Debt Service to Pay Interest on Revenue Bonds (Fund 30 - Acct 7700 - Cell E42) must equal (Funds 10 & 20 - Acct 8700 - Cells C69:D72).	OK
Transfer to Capital Projects Fund (Fund 60 - Acct 7800 - Cell H43) must equal (Fund 10 & 20, Acct 8800 - Cells C73:D76).	OK
3. Summary of Cash Transactions: Beginning Cash Balance on Hand July 1, 2015, (CashSum 4, All Funds), cannot be negative.	
Educational (Fund 10 - Cell C3)	OK
Operations & Maintenance (Fund 20 - Cell D3)	OK
Debt Service (Fund 30 - Cell E3)	OK
Transportation (Fund 40 - Cell F3)	OK
Municipal Retirement/Social Security (Fund 50 - Cell G3)	OK
Capital Projects (Fund 60 - Cell H3)	OK
Working Cash (Fund 70 - Cell I3)	OK
Tort (Fund 80 - Cell J3)	OK
Fire Prevention & Safety (Fund 90 - Cell K3)	OK
4. Summary of Cash Transactions: Ending Cash Balance on Hand June 30, 2016, (Page CashSum 4 - All Funds), cannot be negative.	
Educational (Fund 10 - Cell C21)	OK
Operations & Maintenance (Fund 20 - Cell D21)	OK
Debt Service (Fund 30 - Cell E21)	OK
Transportation (Fund 40 - F21)	OK
Municipal Retirement/Social Security (Fund 50 - Cell G21)	OK
Capital Projects (Fund 60 - H21)	OK
Working Cash (Fund 70 - Cell I21)	OK
Tort (Fund 80 - Cell J21)	OK
Fire Prevention & Safety (Fund 90 - Cell K21)	OK
5. Summary of Cash Transactions: Other Receipts, (Page CashSum 4), must equal Other Disbursements, (Page CashSum 4).	
Interfund Loans Payable (Funds 10:60, 80, 90 - Acct 411 - Cells C8:H8, J8:K8) must equal Interfund Loans Receivable (Funds 10:20, 40, 70 - Acct 141 - Cells C15:D15, F15, I15).	OK
Interfund Loans Receivable (Funds 10, 20, 40 & 70 - Acct 141 - Cells C7:D7, F7, I7) must equal Interfund Loans Payable (Funds 10:60, 80, 90 - Acct 411 - Cells C16:H16, J16, K16).	OK

End of Balancing