

Remote Learning Ms. Stadel-Kindergarten Week of April 8-14, 2020

Student Name: _____

Here is your daily agenda of assignments for this week:

Wednesday, Apr. 8

- Word work:** -J is for Jellybean – instructions included
-A Sunny Start #1 Beginning Sounds
- Reading:** - News-2-You Easter, April 12 (pg. 1 story read together; Pg. 2&3 have pictures and words for your child to read it with you).
-Label It! Easter #1 – Easter Fun (the 2nd page has word choices, there are 4 copies, you only need ONE square to complete it☺). If your child can't write the sentence independently, they can TELL YOU, and YOU can write it in!
- Math:** -Hop to 30
-Peep! Peep! Who's there? What # comes next - #1 and 2 (the 2nd page has # choices; there are 2 copies, you only need ONE to compete it!☺)
-Count by 10's – Use a blank piece of paper and cut out/glue them in order.
-Blooming Addition – use the pictures/dice to add
- Writing:** - Easter Bunny Writing (Layla) – Write on the 4 lines, words to describe the Easter Bunny. If your child can't write the sentence independently, they can TELL YOU, and YOU can write it in!
-Jelly Beans (Beau) – fill in the boxes for each sense.

Thursday, Apr. 9

- Word work:** -A Sunny Start #2 – Easter Vocabulary words
-CVC Read it and Match the words
- Reading:** - RE-READ News-2-You Easter, April 12 (pg. 1 story read together; Pg. 2&3 have pictures and words for your child to read it with you).
-Label It! Easter #2 – A Bunny (the 2nd page has word choices, there are 4 copies, you only need ONE square to complete it☺). If your child can't write the sentence independently, they can TELL YOU, and YOU can write it in!
- Math:** -Trace or write #1-100 chart
-Peep! Peep! Who's there? What # comes next - #3 (the 2nd page has # choices; there are 2 copies, you only need ONE to compete it!☺)
-Egg-Cellent Addition – Cut out and use the eggs at the bottom to help you plus each problem.
- Writing:** - Describe the Easter Basket (Layla) – Write in each box to describe your Easter basket, then color it. If your child can't write the sentence independently, they can TELL YOU, and YOU can write it in!
-OH No! The Easter Bunny is Sick (Beau)...Trace the sentence, then write 2 more sentences. Draw and color a picture in the box.

Friday, Apr. 10 – no school Easter Holiday

Monday, Apr. 13 – no school Easter Holiday

Tuesday, Apr. 14 – no school – Remote Planning Institute Day

Parent's Signature: _____

RESOURCES FOR YOU...Students can work on DAILY anytime:

- Lexia app - www.lexia.com
- Matific app - www.matific.com
- Bookflix app - link below
- Math facts flash cards
- Sight words flash cards

Book Flix <http://auth.grolier.com/login/bookflix//login.php?bffs=N> User name: sgs170 Password: raiders

-

Matific <https://www.matific.com/us/en-us/login-page/> User Name: first three letters of first and last names; example is Keith Brown so username = keibro Password: 1

-

Lexia Core 5 Reading <https://www.matific.com/us/en-us/login-page/> User name: User Name: first three letters of first and last names; example is Keith Brown so username = keibro Password: read

J is for Jellybean

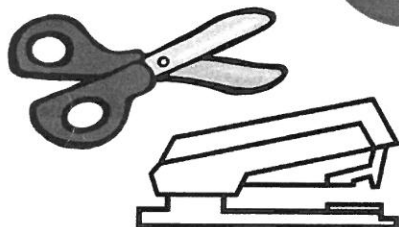
The Activity:

Students identify pictures that begin with the letter Jj.

Options:

mini book

Cut & staple
to make
book.





worksheet



J Is For Jellybean Name: _____ J is for	J is for
J is for	J is for
J is for	J is for

J Is For Jellybean Name: _____

Glue pictures
that start with
the letter Jj
into booklet.

Cut out
pictures.




Name: _____
J is for Jellybean 😊
J j



Glue pictures
that start with
the letter Jj
onto
worksheet.

J

Is For Jellybean



Name:

J is for

J is for


J is for



J is for

J is for

Name: _____

J is for Jellybean






J is for Jellybean - - Cut & glue pictures beginning with J onto booklet or worksheet.


Name: _____


A Sunny Start




Print the beginning letter. Cross out each letter as you use it.


d f l c b e j s























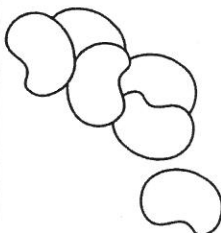



Name: _____

A Sunny Start




Print each word beside the matching picture.

 _____ _____ _____	 _____ _____ _____
 _____ _____ _____	 _____ _____ _____
 _____ _____ _____	 _____ _____ _____
 _____ _____ _____	 _____ _____ _____

duck	bunny	flower	lamb
sun	egg	jellybeans	carrot

Name: _____



CVC

Read it & Match

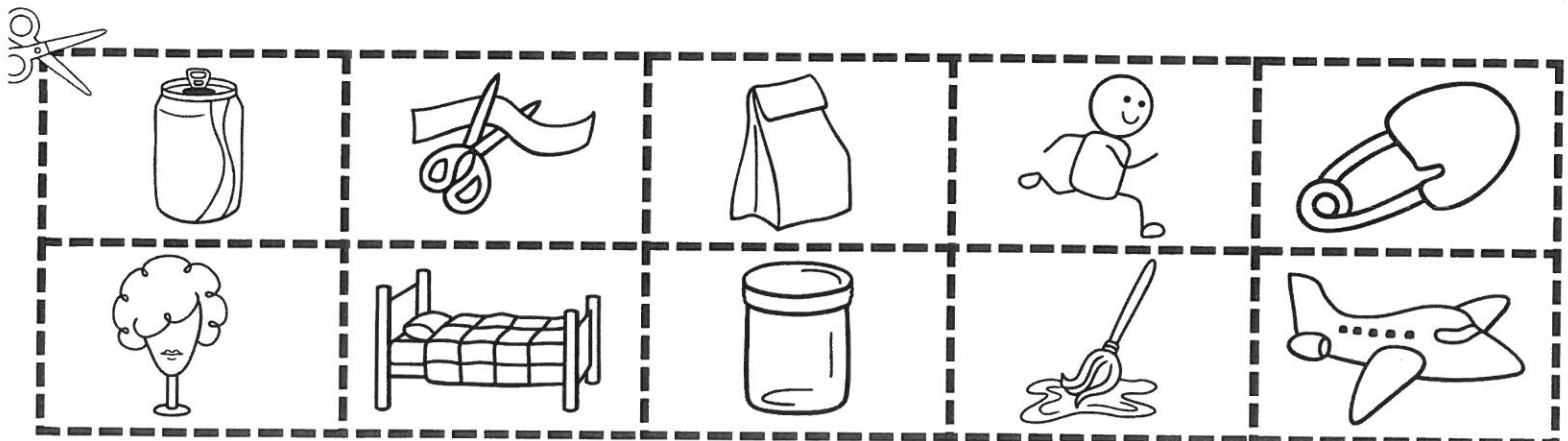
Read each word. 

Cut and glue to match



mop	
pin	
bag	
run	
jet	

cut	
pop	
wig	
jar	
bed	



CVC Words



EASTER

April 12



A Girl Holding Easter Eggs in a Basket

Easter celebrates new life and is celebrated in spring, a time of new life. We see new life in flowers, eggs and baby animals. Many people celebrate Easter with their families and friends. They may celebrate with an Easter egg hunt or a big meal. Many people celebrate by going to church too. Easter is the most important Christian holiday. Christians believe Jesus is the Son of God. Easter celebrates Jesus' life, death and return to life. Christians call Jesus' return to life the Resurrection.



Photo Credit: Shutterstock/Pixel-Shot



EASTER



April 12


Easter is in spring, a time of new life.



=



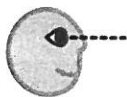
The Easter holiday celebrates new life.



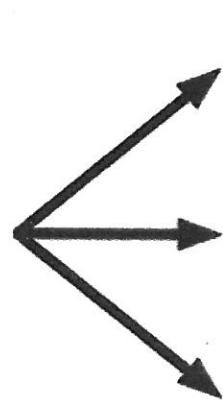

We



see



new life in



flowers,



eggs



and baby animals.



Many people celebrate with an Easter egg hunt.

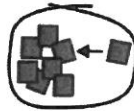






Many families have a big meal on Easter Sunday.



They may also go to church.



Easter Sunday is the most important Christian holiday.



Christians believe Jesus is the Son of God.



Easter celebrates Jesus' life, death and return to life.*



* Christians call Jesus' return to life the Resurrection.


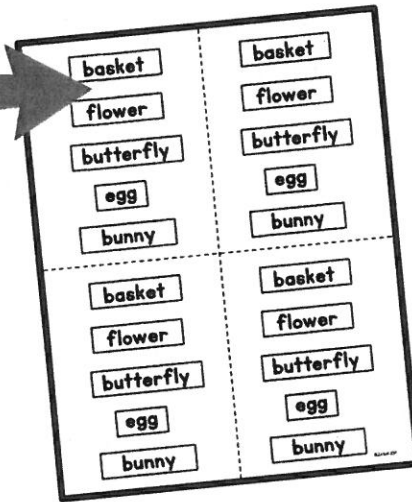
Label It! Easter

The Activity:

Students label Easter themed pictures.


Options:

Cut & Paste words to label picture. Labels for 4 students per page.




Or print words to label picture.

Print a sentence about the picture.



Name: _____

Label it! Easter Fun



Write a sentence about this picture.

basket

flower

butterfly

egg

bunny

basket

flower

butterfly

egg

bunny

basket

flower

butterfly

egg

bunny

basket

flower


butterfly

egg

bunny

Name: _____

Label it! A Bunny



Write a sentence about this picture.

tail

ears

whiskers

nose

feet

tail

ears

whiskers

nose

feet

tail

ears

whiskers

nose

feet

tail

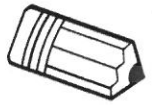

ears

whiskers

nose

feet

Name: _____




Trace the numbers to 100.

1	2	3	4	5	6	7	8	9	10
11	12	13	14	15	16	17	18	19	20
21	22	23	24	25	26	27	28	29	30
31	32	33	34	35	36	37	38	39	40
41	42	43	44	45	46	47	48	49	50
51	52	53	54	55	56	57	58	59	60
61	62	63	64	65	66	67	68	69	70
71	72	73	74	75	76	77	78	79	80
81	82	83	84	85	86	87	88	89	90
91	92	93	94	95	96	97	98	99	100



Name: _____



Print the numbers to 100.


1									
									100







Name: _____







Peep! Peep! Who's There?

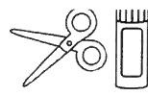


What number comes next?

Peep! Peep! Who's There? (#1-10)




Cut and glue the numbers.

9	5	1	6
4	3	10	8



Peep! Peep! Who's There? (#1-10)



Cut and glue the numbers.

9	5	1	6
4	3	10	8





Name: _____







Peep! Peep! Who's There?

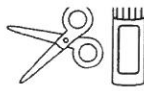


What number comes next?

Peep! Peep! Who's There? (#1-20)




Cut and glue the numbers.

19	11	20	15
13	16	18	17



Peep! Peep! Who's There? (#1-20)



Cut and glue the numbers.

19	11	20	15
13	16	18	17





Name: _____







Peep! Peep! Who's There?

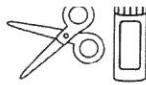


What number comes next?

Peep! Peep! Who's There? (#1-100)




Cut and glue the numbers.

12	89	72	98
46	64	30	51



Peep! Peep! Who's There? (#1-100)





Cut and glue the numbers.

12	89	72	98
46	64	30	51

Sentence Strip Sequencing

The Activity:


Students sequence numbers by 1s, 2s or 10s.




Cut & paste numbers in sequence. This activity works great on a sentence strip or cash register receipt paper.




Options:



Counting by 1s
#1-10















Counting by 2s
#2-20




Counting by 10s
#10-100

Cut out and glue in order. Sentence strips or cash register receipt paper work great for this activity



 <p>Name: _____</p>			
			
			

Name: _____



Blooming Addition





Use the dice to help you add the numbers.





$$3 + 1 = \underline{\quad}$$





$$2 + 4 = \underline{\quad}$$





$$6 + 6 = \underline{\quad}$$





$$2 + 5 = \underline{\quad}$$





$$3 + 6 = \underline{\quad}$$



$$1 + 4 = \underline{\quad}$$



$$1 + 1 = \underline{\quad}$$




$$5 + 3 = \underline{\quad}$$

Name: _____


Egg-cellent Addition

Adding to 10




Use the eggs to help you solve the addition problems.

$1 + 2 =$	$2 + 2 =$
$4 + 3 =$	$0 + 7 =$
$2 + 0 =$	$3 + 6 =$
$5 + 5 =$	$2 + 4 =$
$3 + 3 =$	$3 + 5 =$





Easter Bunny



Write words to describe the
Easter Bunny.

1.

2.

3.

4.


Name: _____

Name: _____


Jelly Beans

Looks

Smells



Sounds



Feels

Tastes

Describing an Easter Basket

Name: _____


Write a describing word in each box.

Color the picture.



Trace the sentence. Write 2 more sentences. Draw + color a picture in the box

Name: _____



Oh no! The Easter

Bunny is sick.
