

Remote Learning Ms. Stadel-2<sup>nd</sup> Grade Week of April 8-14, 2020

Student Name: \_\_\_\_\_

Here is your daily agenda of assignments for this week:

**Wednesday, Apr. 8**

- Word work:** -Sight Words Scramble – cut and glue
- Reading:** - News-2-You Easter, April 12 (pg. 1 story read together; Pg. 2&3 have pictures and words for your child to read it with you).  
-Label It! Easter #1 – Easter Fun (the 2<sup>nd</sup> page has word choices, there are 4 copies, you only need ONE square to complete it☺). If your child can't write the sentence independently, they can TELL YOU, and YOU can write it in!
- Math:** -Peep! Peep! Who's there? What # comes next - #1 and 2 (the 2<sup>nd</sup> page has # choices; there are 2 copies, you only need ONE to compete it!☺)  
-Count by 10's – Use a blank piece of paper and cut out/glue them in order.  
-Egg-Cellent Addition – Cut out and use the eggs at the bottom to help you plus each problem.
- Writing:** -How did the Easter Bunny get his Magic? Have your child come up with ideas with you and talk them over. Then, Write a "model" on a separate sheet of paper of what your child tells you, and they can copy/write it on the lines.

**Thursday, Apr. 9**

- Word work:** -Color by sight words – Eggs – color by code and trace the sentence
- Reading:** - RE-READ News-2-You Easter, April 12 (pg. 1 story read together; Pg. 2&3 have pictures and words for your child to read it with you).  
-Label It! Easter #2 – A Bunny (the 2<sup>nd</sup> page has word choices, there are 4 copies, you only need ONE square to complete it☺). If your child can't write the sentence independently, they can TELL YOU, and YOU can write it in!
- Math:** -100's Chart – write the numbers 1-100 correctly  
-Peep! Peep! Who's there? What # comes next - #3 (the 2<sup>nd</sup> page has # choices; there are 2 copies, you only need ONE to compete it!☺)  
-Sweet Subtraction – Cut out and use the jelly beans at the bottom to help you take away for each problem.
- Writing:** -What to feed the Easter Bunny? Have your child come up with ideas with you and talk them over. Then, Write a "model" on a separate sheet of paper of what your child tells you, and they can copy/write it on the lines.

**Thursday, Apr. 9**

Friday, Apr. 10 - no school Easter Holiday

Monday, Apr. 13 - no school Easter Holiday

Tuesday, Apr. 14 - no school - Remote Planning Institute Day

Parent's Signature: \_\_\_\_\_

RESOURCES FOR YOU...Students can work on DAILY anytime:

- Lexia app - [www.lexia.com](http://www.lexia.com)
- Matific app - [www.matific.com](http://www.matific.com)
- Bookflix app - link below
- Math facts flash cards
- Sight words flash cards

Book Flix <http://auth.grolier.com/login/bookflix//login.php?bffs=N> User name: sgs170 Password: raiders

-


Matific <https://www.matific.com/us/en-us/login-page/> User Name: first three letters of first and last names; example is Keith Brown so username = keibro  
Password: 1

-


Lexia Core 5 Reading <https://www.matific.com/us/en-us/login-page/> User name: User Name: first three letters of first and last names; example is Keith Brown so username = keibro Password: read

Name: \_\_\_\_\_

# Sight Word Scramble




Cut out the letters and glue to spell the words.




**come**

--	--	--	--



**big**

--	--	--



**make**

--	--	--	--

Use the extra letters to spell the mystery Easter word.

--	--	--



**BONUS**  Use this word in a sentence on the back of the page.

g	c	g	e	g	b	i
m	e	k	a	m	o	e

Name: \_\_\_\_\_



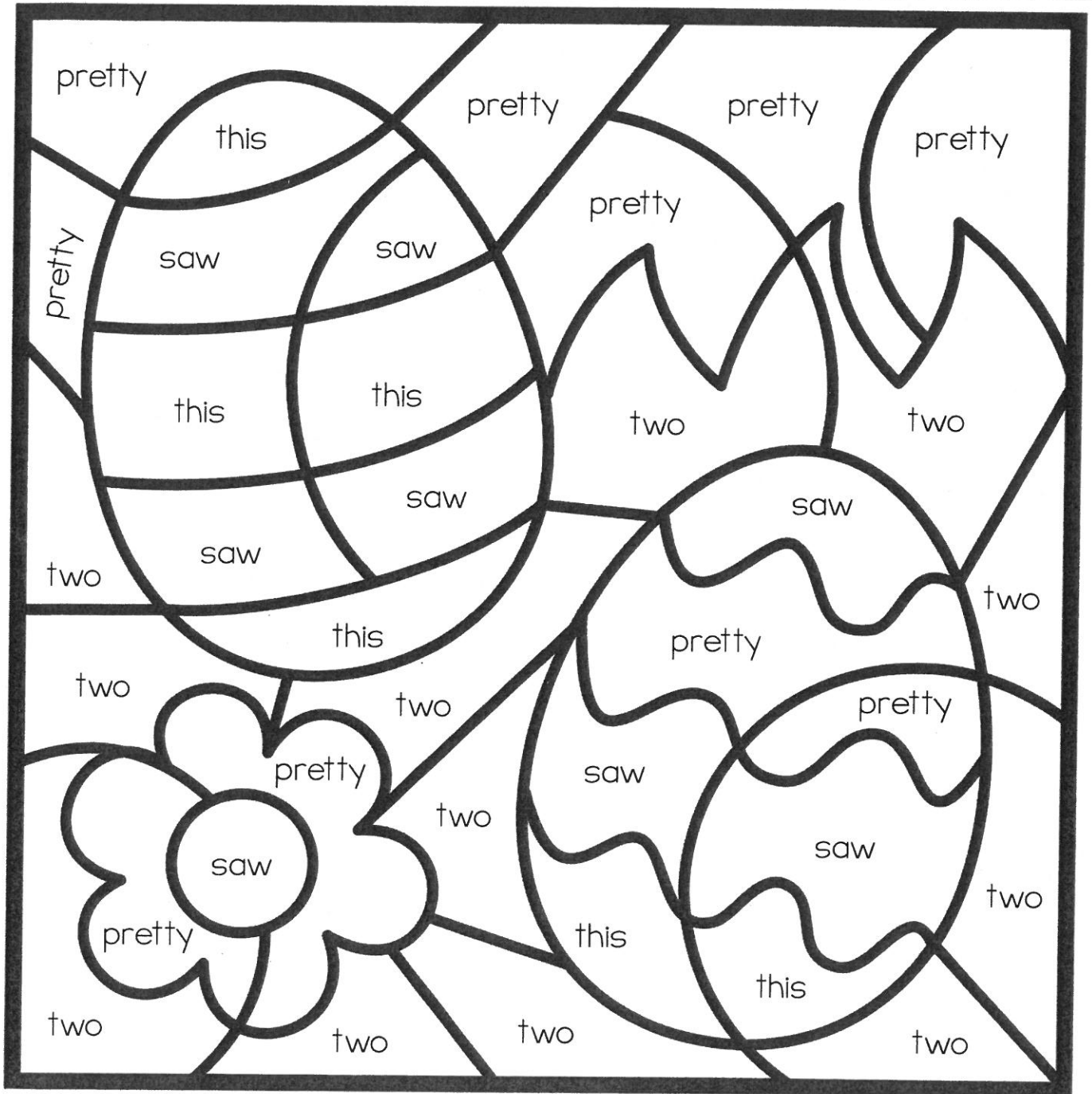
Color by sight word to find the eggs.

**saw** = yellow

**this** = pink

**pretty** = blue

**two** = green



Trace the sentence.

I saw two pretty eggs

Color by sight words

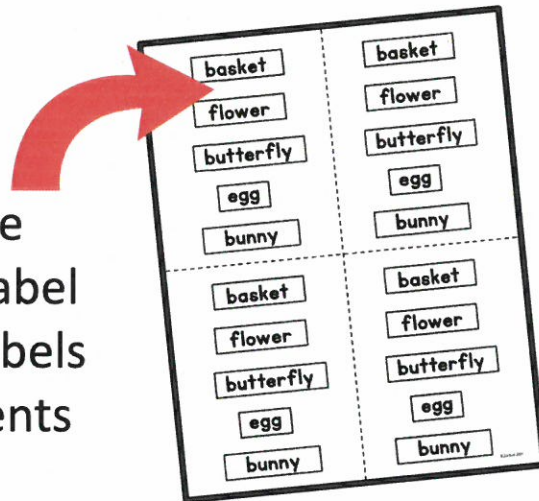
# Label It! Easter

## The Activity:

Students label Easter themed pictures.

## Options:

Cut & Paste words to label picture. Labels for 4 students per page.



Or print words to label picture.


Print a sentence about the picture.





Name: \_\_\_\_\_

# Label it! Easter Fun



Write a sentence about this picture.

\_\_\_\_\_

\_\_\_\_\_

\_\_\_\_\_

\_\_\_\_\_

\_\_\_\_\_

basket

flower

butterfly

egg

bunny

basket

flower

butterfly

egg

bunny

basket

flower

butterfly

egg

bunny

basket

flower


butterfly

egg

bunny

Name: \_\_\_\_\_

# Label it! A Bunny



Write a sentence about this picture.

---

---

---

---

---

---

---

---



tail

ears

whiskers

nose

feet

tail

ears

whiskers

nose

feet

tail

ears

whiskers

nose

feet

tail

ears

whiskers

nose

feet



# EASTER

April 12



A Girl Holding Easter Eggs in a Basket

Easter celebrates new life and is celebrated in spring, a time of new life. We see new life in flowers, eggs and baby animals. Many people celebrate Easter with their families and friends. They may celebrate with an Easter egg hunt or a big meal. Many people celebrate by going to church too. Easter is the most important Christian holiday. Christians believe Jesus is the Son of God. Easter celebrates Jesus' life, death and return to life. Christians call Jesus' return to life the Resurrection.



Photo Credit: Shutterstock/Pixel-Shot




# EASTER




April 12

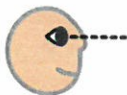
Easter is in spring, a time of new life.




The Easter holiday celebrates new life.




We



see




new life in




flowers,



eggs



and baby animals.



Many



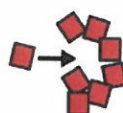
people



celebrate




with an Easter egg hunt.



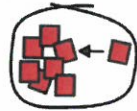





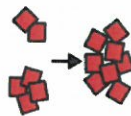
Many families have a big meal on Easter Sunday.



They may also go to church.



Easter Sunday is the most important Christian holiday.



Christians believe Jesus is the Son of God.



Easter celebrates Jesus' life, death and return to life.\*



\* Christians call Jesus' return to life the Resurrection.



Name: \_\_\_\_\_



# Peep! Peep! Who's There?



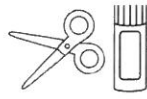
What number comes next?

A chick is hatching from an egg. The number 2 is written on the egg.	
A chick is hatching from an egg. The number 4 is written on the egg.	
A chick is hatching from an egg. The number 9 is written on the egg.	
A chick is hatching from an egg. The number 0 is written on the egg.	

A cartoon chick with the number 7 on its chest.	
A cartoon chick with the number 5 on its chest.	
A cartoon chick with the number 3 on its chest.	
A cartoon chick with the number 8 on its chest.	



Peep! Peep! Who's There? (#1-10)




Cut and glue the numbers.

9	5	1	6
4	3	10	8



Peep! Peep! Who's There? (#1-10)




Cut and glue the numbers.

9	5	1	6
4	3	10	8

Name: \_\_\_\_\_



# Peep! Peep! Who's There?

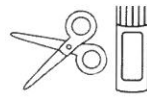


What number comes next?

 14	
 17	
 10	
 15	

 19	
 12	
 16	
 18	

Peep! Peep! Who's There? (#1-20)




Cut and glue the numbers.

19	11	20	15
13	16	18	17



Peep! Peep! Who's There? (#1-20)



Cut and glue the numbers.

19	11	20	15
13	16	18	17

Name: \_\_\_\_\_



# Peep! Peep! Who's There?

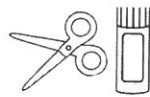


What number comes next?

 45	
 71	
 29	
 88	

 11	
 63	
 97	
 50	

Peep! Peep! Who's There? (#1-100)

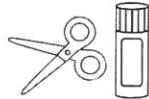


Cut and glue the numbers.

12	89	72	98
46	64	30	51



Peep! Peep! Who's There? (#1-100)



Cut and glue the numbers.


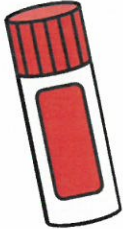

12	89	72	98
46	64	30	51




# Sentence Strip Sequencing

## The Activity:

Students sequence numbers by 1s, 2s or 10s.




Cut & paste numbers in sequence. This activity works great on a sentence strip or cash register receipt paper.




## Options:



Counting by 1s  
#1-10















Counting by 2s  
#2-20



Counting by 10s  
#10-100




Cut out and glue in order. Sentence strips or cash register receipt paper work great for this activity

 <p>I Can Count by 10!</p> <p>Name: _____</p>	 <p>80</p>	 <p>10</p>	 <p>60</p>
 <p>70</p>	 <p>90</p>	 <p>50</p>	 <p>30</p>
 <p>40</p>	 <p>100</p>	 <p>20</p>	 <p>Egg- cellent!</p>

Name: \_\_\_\_\_


# Egg-cellent Addition

Adding to 18



Use the eggs to help you solve the addition problems.

$9 + 8 =$	$9 + 4 =$
$4 + 7 =$	$6 + 9 =$
$3 + 7 =$	$7 + 7 =$
$2 + 9 =$	$5 + 8 =$
$7 + 5 =$	$8 + 8 =$




Adding to 18

Name: \_\_\_\_\_

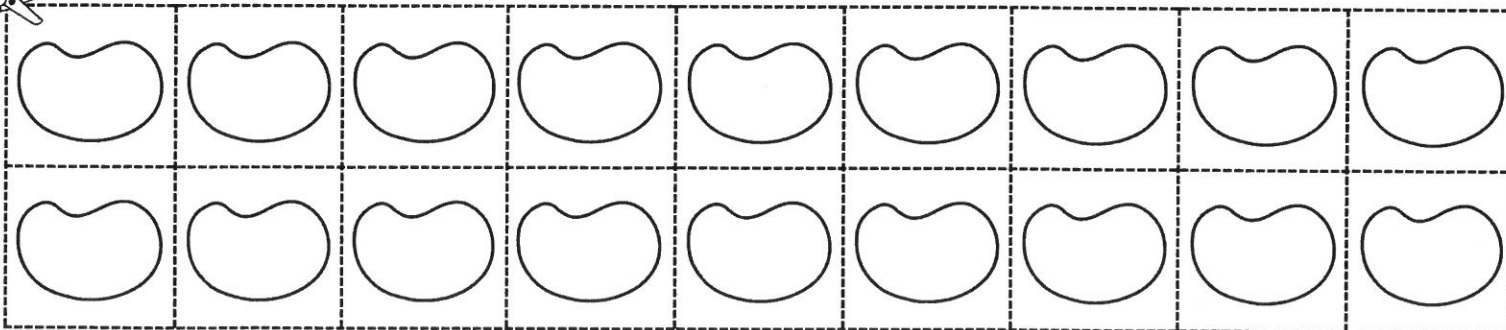
# Sweet Subtraction

Subtracting from 18



Use the jellybeans to help you solve the subtraction problems.


$16 - 8 =$	$14 - 9 =$
$15 - 6 =$	$12 - 5 =$
$13 - 8 =$	$11 - 7 =$
$12 - 3 =$	$17 - 7 =$
$15 - 7 =$	$18 - 9 =$



Subtracting from 18

Write 4 good sentences. Draw and color a picture.

Name: \_\_\_\_\_



How did the Easter Bunny get his magic?

\_\_\_\_\_

\_\_\_\_\_


\_\_\_\_\_

\_\_\_\_\_

\_\_\_\_\_

\_\_\_\_\_

\_\_\_\_\_



# What to Feed the Easter Bunny



Write a complete sentence for each #1-4.

1.

\_\_\_\_\_

\_\_\_\_\_

\_\_\_\_\_

2.

\_\_\_\_\_

\_\_\_\_\_

\_\_\_\_\_

3.

\_\_\_\_\_

\_\_\_\_\_

\_\_\_\_\_

4.

\_\_\_\_\_

\_\_\_\_\_

Name: \_\_\_\_\_

\_\_\_\_\_