

Remote Learning Ms. Stadel-1st Grade Week of April 8-14, 2020

Student Name: _____

Here is your daily agenda of assignments for this week:

Wednesday, Apr. 8

- Word work:** -Easter Chicks – Cut and glue the ch- word/pictures
-Color by sight words – Bunny
- Reading:** - News-2-You Easter, April 12 (pg. 1 story read together; Pg. 2&3 have pictures and words for your child to read it with you).
-Label It! Easter #1 – Easter Fun (the 2nd page has word choices, there are 4 copies, you only need ONE square to complete it☺). If your child can't write the sentence independently, they can TELL YOU, and YOU can write it in!
- Math:** -Hop to 30
-Peep! Peep! Who's there? What # comes next - #1 and 2 (the 2nd page has # choices; there are 2 copies, you only need ONE to compete it!☺)
-Count by 10's – Use a blank piece of paper and cut out/glue them in order.
-Blooming Addition – use the pictures/dice to add
- Writing:** -Jelly Beans – fill in the boxes for each sense. Write a “model” on a separate sheet of paper of what your child tells you, and they can copy/write it in the box.

Thursday, Apr. 9

- Word work:** -Easter Word Search
- Reading:** - RE-READ News-2-You Easter, April 12 (pg. 1 story read together; Pg. 2&3 have pictures and words for your child to read it with you).
-Label It! Easter #2 – A Bunny (the 2nd page has word choices, there are 4 copies, you only need ONE square to complete it☺). If your child can't write the sentence independently, they can TELL YOU, and YOU can write it in!
- Math:** -Trace or write #1-100 chart
-Peep! Peep! Who's there? What # comes next - #3 (the 2nd page has # choices; there are 2 copies, you only need ONE to compete it!☺)
-Egg-Cellent Addition – Cut out and use the eggs at the bottom to help you plus each problem.
- Writing:** -OH No! The Easter Bunny is Sick (Beau)...Trace the sentence, then write 2 more sentences. Draw and color a picture in the box. Write a “model” on a separate sheet of paper of what your child tells you, and they can copy/write it on the lines.

Friday, Apr. 10 - no school Easter Holiday

Monday, Apr. 13 - no school Easter Holiday

Tuesday, Apr. 14 - no school - Remote Planning Institute Day

Parent's Signature: _____

RESOURCES FOR YOU...Students can work on DAILY anytime:

- Lexia app - www.lexia.com
- Matic app - www.matic.com
- Bookflix app - link below
- Math facts flash cards
- Sight words flash cards

Book Flix <http://auth.grolier.com/login/bookflix//login.php?bfs=N> User name: sgs170 Password: raiders

-

Matic <https://www.matic.com/us/en-us/login-page/> User Name: first three letters of first and last names; example is Keith Brown so username = keibro Password: 1

-

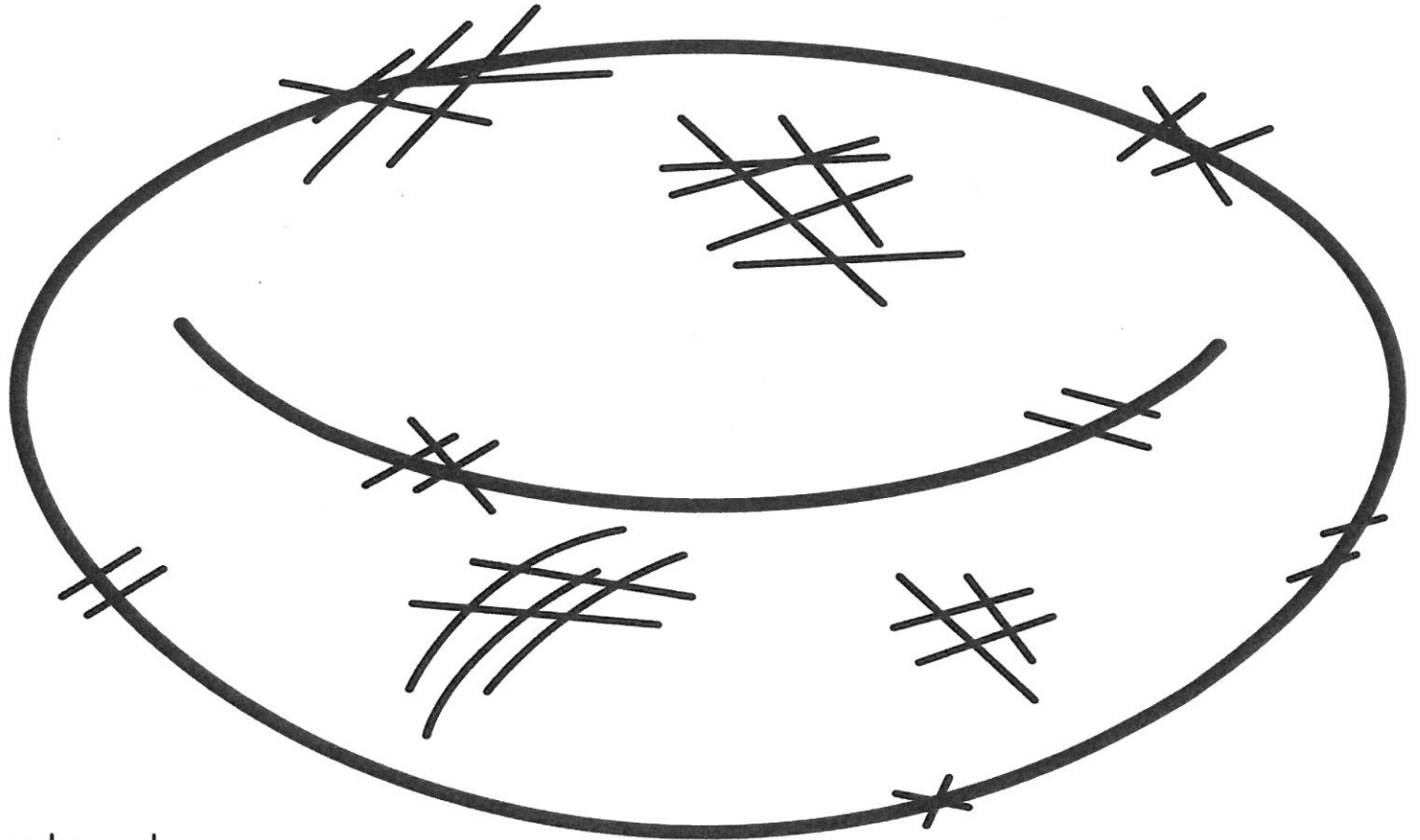
Lexia Core 5 Reading <https://www.matic.com/us/en-us/login-page/> User name: User Name: first three letters of first and last names; example is Keith Brown so username = keibro Password: read

Name: _____








Easter Chicks




Cut and glue the eggs that begin with **ch** in the nest.



Digraphs - ch




Name: _____



Color by sight word to find the bunny.

little = pink	go = yellow	jump = blue	the = green
----------------------	--------------------	--------------------	--------------------




Trace the sentence.

The little bunny can jump!

Name: _____

Easter Word Search



✓ each word you find.



egg




chick

bunny

lamb

basket

★ Print each word in the correct spot.



★ Write a sentence using a word from above.


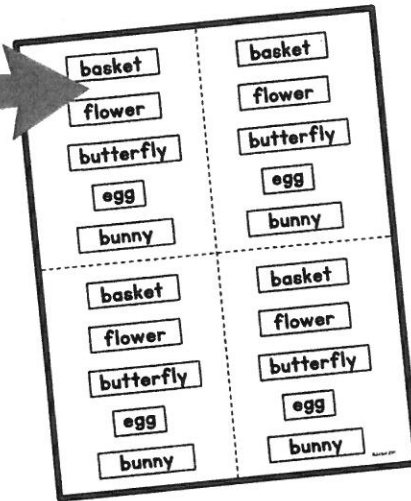
Label It! Easter

The Activity:

Students label Easter themed pictures.

Options:

Cut & Paste words to label picture. Labels for 4 students per page.




Or print words to label picture.

Print a sentence about the picture.



Name: _____

Label it! Easter Fun



Write a sentence about this picture.

basket

flower

butterfly

egg

bunny

basket

flower

butterfly

egg

bunny

basket

flower

butterfly

egg

bunny

basket

flower


butterfly

egg

bunny

Name: _____

Label it! A Bunny



Write a sentence about this picture.

tail

ears

whiskers

nose

feet

tail

ears

whiskers

nose

feet

tail

ears

whiskers

nose

feet

tail

ears

whiskers

nose

feet



EASTER

April 12



A Girl Holding Easter Eggs in a Basket

Easter celebrates new life and is celebrated in spring, a time of new life. We see new life in flowers, eggs and baby animals. Many people celebrate Easter with their families and friends. They may celebrate with an Easter egg hunt or a big meal. Many people celebrate by going to church too. Easter is the most important Christian holiday. Christians believe Jesus is the Son of God. Easter celebrates Jesus' life, death and return to life. Christians call Jesus' return to life the Resurrection.



Photo Credit: Shutterstock/Pixel-Shot



EASTER



April 12

Easter is in spring, a time of new life.



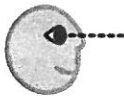
The Easter holiday celebrates new life.



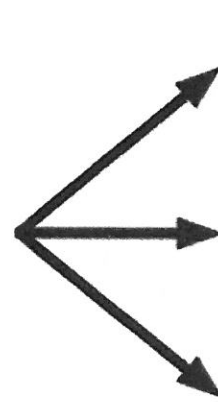

We



see



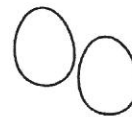
new life in



flowers,




eggs



and baby animals.




Many people celebrate with an Easter egg hunt.

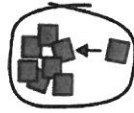






Many families have a big meal on Easter Sunday.



They may also go to church.




Easter Sunday is the most important Christian holiday.



Christians believe Jesus is the Son of God.





Easter celebrates Jesus' life, death and return to life.*



* Christians call Jesus' return to life the Resurrection.

Name: _____



Trace the numbers to 100.


1	2	3	4	5	6	7	8	9	10
11	12	13	14	15	16	17	18	19	20
21	22	23	24	25	26	27	28	29	30
31	32	33	34	35	36	37	38	39	40
41	42	43	44	45	46	47	48	49	50
51	52	53	54	55	56	57	58	59	60
61	62	63	64	65	66	67	68	69	70
71	72	73	74	75	76	77	78	79	80
81	82	83	84	85	86	87	88	89	90
91	92	93	94	95	96	97	98	99	100



Name: _____



Print the numbers to 100.




1									
									100







Name: _____







Peep! Peep! Who's There?

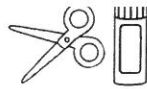


What number comes next?

Peep! Peep! Who's There? (#1-10)




Cut and glue the numbers.

9	5	1	6
4	3	10	8



Peep! Peep! Who's There? (#1-10)




Cut and glue the numbers.

9	5	1	6
4	3	10	8

Name: _____



Peep! Peep! Who's There?

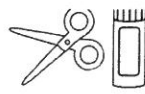


What number comes next?

 14	
 17	
 10	
 15	

 19	
 12	
 16	
 18	

Peep! Peep! Who's There? (#1-20)




Cut and glue the numbers.

19	11	20	15
13	16	18	17



Peep! Peep! Who's There? (#1-20)



Cut and glue the numbers.

19	11	20	15
13	16	18	17

Name: _____



Peep! Peep! Who's There?

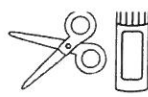


What number comes next?

 45	
 71	
 29	
 88	

 11	
 63	
 97	
 50	

Peep! Peep! Who's There? (#1-100)




Cut and glue the numbers.

12	89	72	98
46	64	30	51



Peep! Peep! Who's There? (#1-100)





Cut and glue the numbers.

12	89	72	98
46	64	30	51

Sentence Strip Sequencing

The Activity:


Students sequence numbers by 1s, 2s or 10s.



Cut & paste numbers in sequence. This activity works great on a sentence strip or cash register receipt paper.




Options:



Counting by 1s
#1-10















Counting by 2s
#2-20




Counting by 10s
#10-100

Cut out and glue in order. Sentence strips or cash register receipt paper work great for this activity



 <p>I Can Count by 10!</p> <p>Name: _____</p>	 <p>80</p>	 <p>10</p>	 <p>60</p>
 <p>70</p>	 <p>90</p>	 <p>50</p>	 <p>30</p>
 <p>40</p>	 <p>100</p>	 <p>20</p>	 <p>Egg- cellent!</p>

Name: _____



Blooming Addition





 Use the dice to help you add the numbers.





$$3 + 1 = \underline{\quad}$$





$$2 + 4 = \underline{\quad}$$





$$6 + 6 = \underline{\quad}$$





$$2 + 5 = \underline{\quad}$$





$$3 + 6 = \underline{\quad}$$



$$1 + 4 = \underline{\quad}$$



$$1 + 1 = \underline{\quad}$$




$$5 + 3 = \underline{\quad}$$

Name: _____


Egg-cellent Addition

Adding to 10



Use the eggs to help you solve the addition problems.

$1 + 2 =$	$2 + 2 =$
$4 + 3 =$	$0 + 7 =$
$2 + 0 =$	$3 + 6 =$
$5 + 5 =$	$2 + 4 =$
$3 + 3 =$	$3 + 5 =$



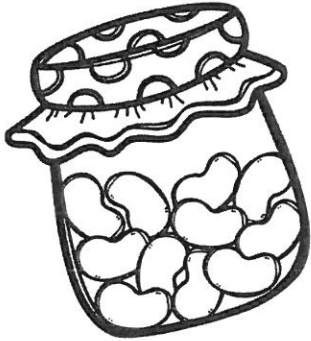
Name: _____


Jelly Beans

Looks

Smells

Sounds






Feels

Tastes

Trace the sentence. Write 2 more sentences. Draw + color a picture in the box

Name: _____



Oh no! The Easter

Bunny is sick.
