

SECOND GRADE LEARNING PACKETS

Please contact your child's teacher if you have any questions.

Mrs. Sheppard: Remind, Class Tag, or cathy.sheppard@littleaxeps.org

Mrs. Hayes: Remind or april.hayes@littleaxeps.org

Mrs. Wallick: Remind, Class Tag, or melody.wallick@littleaxeps.org

Mrs. West: Remind, Class Dojo, or mary.west@littleaxeps.org

Online learning: student.freckle.com

FREE EDUCATIONAL WEBSITES FOR KIDS

For Links Visit FromABCsToACTs.com

PBS Kids

Make Me Genius

Starfall

The Magic School Bus

Cool Math

Highlights Kids

ABCya

National Geographic Kids

The KIDZ Page

Funbrain

NGAkids Art Zone

BBC History for Kids

Storyline Online

Steve Spangler Science

Mission US

The Happy Scientist

Khan Academy

Cells Alive

KidsReads

Youngzine

Fuel the Brain

Mr. Nussbaum

Exploratorium

Turtle Diary

e-Learning for Kids

Sesame Street

Fun Fonix

Seussville

Tvokids

The Story Starter

NASA Kids' Club

Crypto Club

Earthquakes for Kids

Smithsonian Learning Lab

Study Jams

Grid Club

Magic Tree House

DOGO News

Week 1

Math- *Adding Single Digits*

Language Arts- *Journal Prompt #1*

Reading- *Emotional Roller Coaster (2 pages)*

Social Studies- *Dizzy Designers & All Around Town (2 pages)*

Science- *My Nature Walk*

* This paper has all 5 weeks of journal prompts.

Journal Writing:

Please use one of the composition notebooks that are being sent home.

1. Cut and glue the prompt on the top of the page.
2. Write at least 5 sentences that make sense.
3. Use correct grammar, capitalization, and punctuation.
4. Write neatly.

Example: I have a beautiful white Siberian Husky.

Week
1

If you could be a cartoon character,
who would you be?

Week
2

Last weekend I...

Week
3

What is your favorite pizza topping?

Week
4

What do you think of frogs?

Week
5

Our class is awesome because...



Week 1

Adding 2 single-digit numbers

Grade 2 Addition Worksheet

Find the sums

1) $2 + 1 =$ _____ 8) $8 + 9 =$ _____ 15) $2 + 3 =$ _____

2) $7 + 9 =$ _____ 9) $5 + 8 =$ _____ 16) $4 + 3 =$ _____

3) $4 + 6 =$ _____ 10) $4 + 2 =$ _____ 17) $2 + 4 =$ _____

4) $7 + 8 =$ _____ 11) $8 + 4 =$ _____ 18) $2 + 6 =$ _____

5) $3 + 7 =$ _____ 12) $8 + 1 =$ _____ 19) $5 + 3 =$ _____

6) $2 + 9 =$ _____ 13) $5 + 7 =$ _____ 20) $7 + 6 =$ _____

7) $1 + 6 =$ _____ 14) $7 + 1 =$ _____ 21) $2 + 5 =$ _____

Week 1

NAME _____

READING
FLUENCY

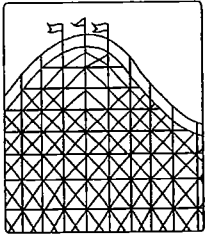
DRA 18

J1

LEXILE 520


LEVEL J - SET 1

Emotional Roller Coaster




Luna looked up. The roller coaster loomed like a mountain. A yellow and red mountain she would be racing down. "I'm not going," Luna told her brother. Paul turned to her, "Of course you're going. We already have our tickets. Come on--it'll be fun!"

9
17
26
34
45



The kids moved forward in the line. Luna gripped her hands to stop them from shaking. Then it was their turn. Paul pulled her toward their seats. The bar came down and they were locked in. There was no getting out as the ride slowly climbed up the hill.

54
64
73
82
94







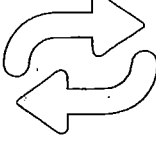



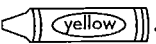

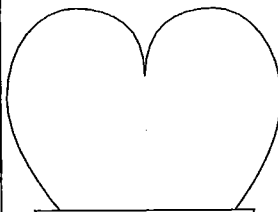
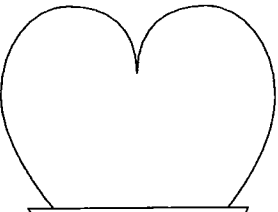

"Ready?" asked Paul. Before Luna could answer, they were rushing down, down, down. The track looped and they raced up and around and then to a stop. "That was really scary!" said Paul. But Luna didn't listen. "Come on," she said. "Let's go again!"

101
109
118
127
138

DAILY RECORD

	DAY 1	DAY 2	DAY 3	DAY 4
total words read in 1 minute				
number of mistakes (subtract from total)				
= total words read correctly in 1 minute (WCPM)				
adult initials				

Week 1

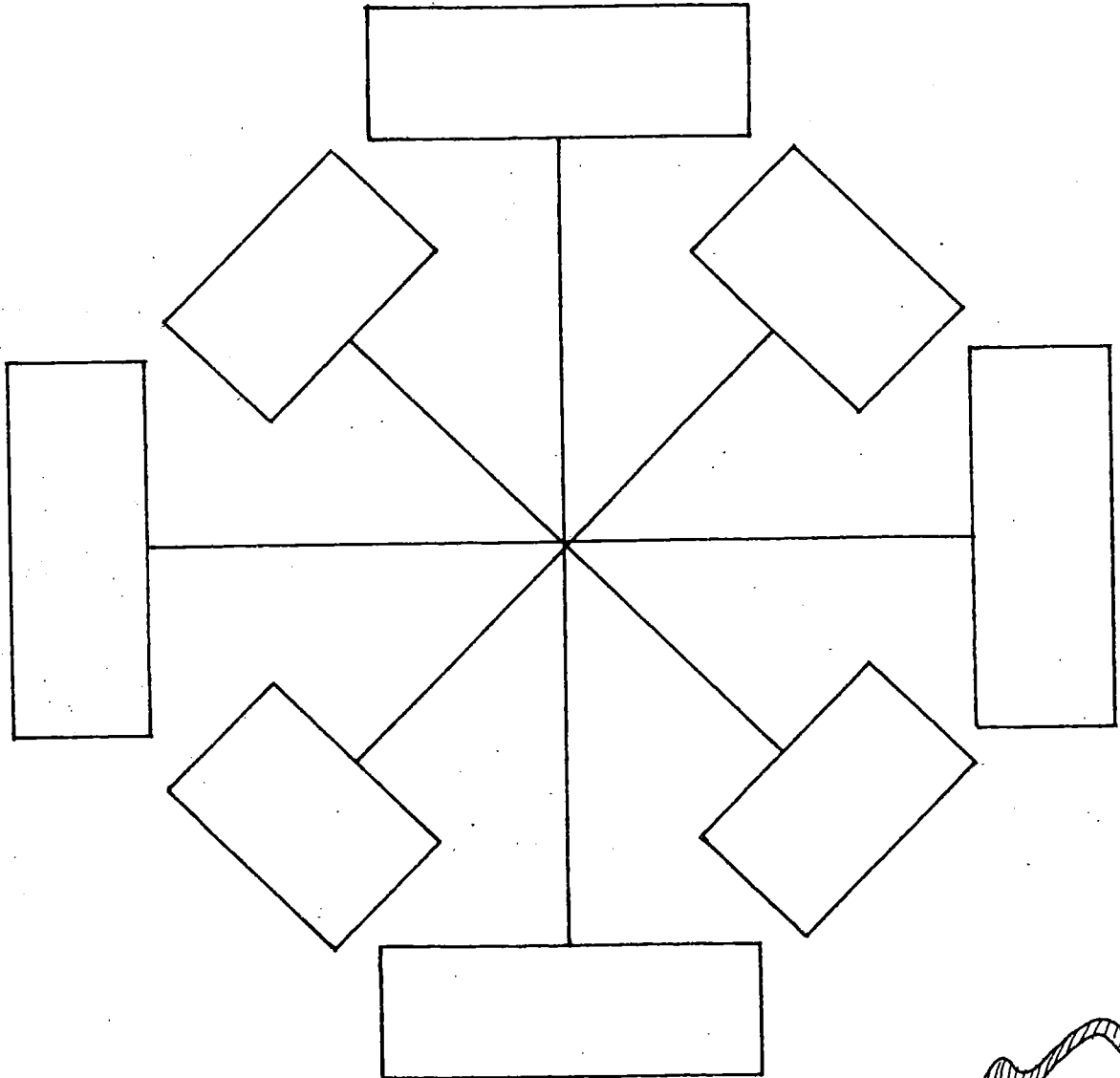
 <p>Have your child read the ENTIRE text and answer the questions for today.</p>	 <p>Time your student reading aloud for exactly 1 minute. Do not help fix mistakes.</p>	 <p>If your child is stuck on a word for 2 seconds, say the word and count it as a mistake.</p>	 <p>Record total words read. Then subtract the number of errors. Now help fix any mistakes..</p>	 <p>Repeat the steps on other days. Return the page to school.</p>
<p> FOCUS: read to understand the characters.</p> <p>Read the text. <u>Underline</u> details that tell about Luna.</p> <p>From the details in the story, what do you know about Luna?</p> <hr/> <hr/> <hr/>		<p> FOCUS: read to find the meaning of a word.</p> <p>Read the text. <u>Circle</u> the sentences that describe what the roller coaster looks like.</p> <p>Something looms if it is large and makes you feel scared. How does the word connect to the story?</p> <hr/> <hr/> <hr/>		
<p> FOCUS: read to find how a character's feelings change.</p> <p>Read the text. Find the sentences that help you know how Luna felt in the beginning.</p> <p>Color the sentences .</p> <p>Find the sentence that tells how Luna felt after the ride.</p> <p>Color the sentence .</p> <div style="display: flex; justify-content: space-around; align-items: flex-end;"> <div style="text-align: center;">  <p><i>feelings at the beginning</i></p> </div> <div style="text-align: center;">  <p><i>feelings at the end</i></p> </div> </div>		<p> FOCUS: read to predict later events.</p> <p>Read the text. Pay attention how Luna and Paul feel at the end of the story.</p> <p>What do you think Luna and Paul do after riding the roller coaster?</p> <hr/> <hr/> <hr/>		




Dizzy Designers

Name _____

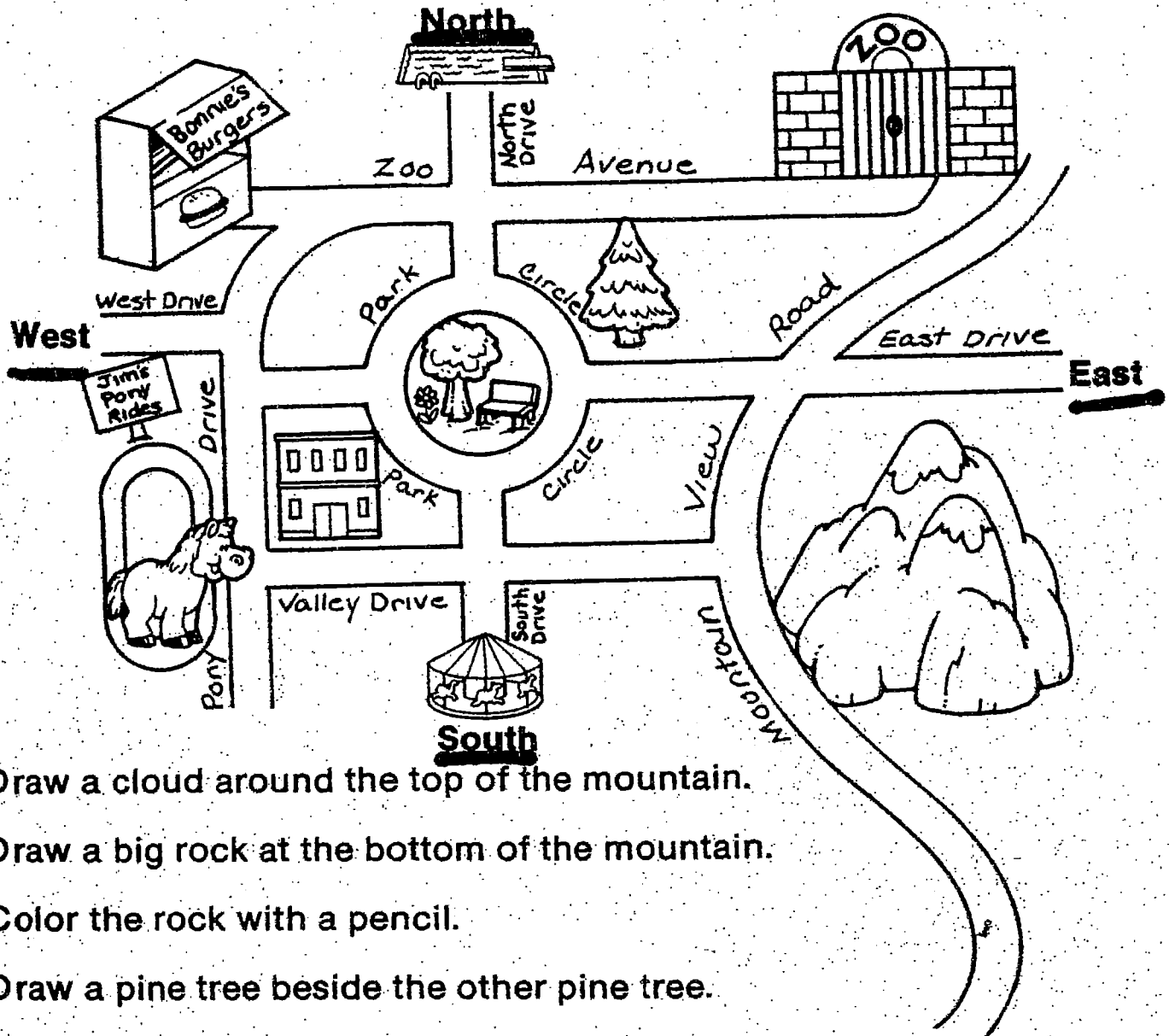
Decorate the compass rose boxes by following the directions below.



1. Draw red and black stripes in the **SW** box.
2. Draw 3 green triangles in the **N** box.
3. Make the **E** box red and blue plaid.
4. Draw purple polka dots in the **NW** box.
5. Make orange wavy lines in the **SE** box.
6. Draw two red squares in the **S** box.
7. Draw green diagonal lines in the **W** box.
8. Make two yellow smiling faces in the **NE** box.



All Around Town




- ☐ Draw a cloud around the top of the mountain.
- ☐ Draw a big rock at the bottom of the mountain.
- ☐ Color the rock with a pencil.
- ☐ Draw a pine tree beside the other pine tree.
- ☐ Color both trees green.
- ☐ Put another X on the building with six windows.
- ☐ Draw a red line from Jim's Pony Rides east to the mountain.
- ☐ Draw a green line from the Zoo west to Bonnie's Burgers.
- ☐ Draw a purple line from the pool south to the park.
- ☐ Draw a black line from the merry-go-round north to the park.

MY NATURE WALK


I saw



I smelled




I heard



I touched



I tasted



Week 2

Math- *Adding 2 Digit Number with No Regrouping*

Language Arts- *Journal Prompt #2*

Reading- *Thrilling Rides (2 pages)*

Social Studies- *Sacagawea*

Science- *What Do Plants Need?*



Adding 2-digit numbers in columns (no regrouping)

Grade 2 Addition Worksheet

Find the sum.

$$\begin{array}{r} 1) \quad 72 \\ + 15 \\ \hline \\ \hline \end{array}$$

$$\begin{array}{r} 2) \quad 10 \\ + 66 \\ \hline \\ \hline \end{array}$$

$$\begin{array}{r} 3) \quad 86 \\ + 12 \\ \hline \\ \hline \end{array}$$

$$\begin{array}{r} 4) \quad 61 \\ + 17 \\ \hline \\ \hline \end{array}$$

$$\begin{array}{r} 5) \quad 1 \\ + 53 \\ \hline \\ \hline \end{array}$$

$$\begin{array}{r} 6) \quad 77 \\ + 21 \\ \hline \\ \hline \end{array}$$

$$\begin{array}{r} 7) \quad 29 \\ + 50 \\ \hline \\ \hline \end{array}$$

$$\begin{array}{r} 8) \quad 12 \\ + 65 \\ \hline \\ \hline \end{array}$$

$$\begin{array}{r} 9) \quad 24 \\ + 45 \\ \hline \\ \hline \end{array}$$

$$\begin{array}{r} 10) \quad 65 \\ + 11 \\ \hline \\ \hline \end{array}$$

$$\begin{array}{r} 11) \quad 80 \\ + 17 \\ \hline \\ \hline \end{array}$$

$$\begin{array}{r} 12) \quad 88 \\ + 10 \\ \hline \\ \hline \end{array}$$

$$\begin{array}{r} 13) \quad 85 \\ + 12 \\ \hline \\ \hline \end{array}$$

$$\begin{array}{r} 14) \quad 9 \\ + 50 \\ \hline \\ \hline \end{array}$$

$$\begin{array}{r} 15) \quad 35 \\ + 32 \\ \hline \\ \hline \end{array}$$

$$\begin{array}{r} 16) \quad 28 \\ + 10 \\ \hline \\ \hline \end{array}$$

$$\begin{array}{r} 17) \quad 15 \\ + 0 \\ \hline \\ \hline \end{array}$$

$$\begin{array}{r} 18) \quad 11 \\ + 26 \\ \hline \\ \hline \end{array}$$

$$\begin{array}{r} 19) \quad 17 \\ + 50 \\ \hline \\ \hline \end{array}$$

$$\begin{array}{r} 20) \quad 29 \\ + 10 \\ \hline \\ \hline \end{array}$$

Week 2

NAME _____

READING
FLUENCY


DRA 18

J2

LEXILE 520


LEVEL J - SET 1

Thrilling Rides



They're fast and huge. Some people think they're scary, but many people love riding roller coasters. Roller coasters have been thrilling riders for more than 100 years. But when roller coasters started, they were very different from the ones we ride today.

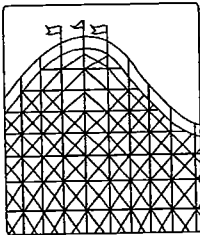
8
16
24
32
42



R. KNUDSEN
Inclined-Plane Railway
PATENTED JAN. 1, 1878
NO. 198,888.

The first roller coaster wasn't very big. Each rider paid 5 cents for a one minute roll down a few small hills. The car had to be pushed to get going. And it was slow--your bike goes faster than this gentle coaster. But people loved it! They wanted more.

51
62
73
83
92




Soon wooden roller coasters were popping up all over. Each was bigger and faster than before. Today's steel roller coasters are even faster. They race down huge hills and climb giant loops. There's nothing gentle about riding a roller coaster today!

100
108
115
124
133

DAILY RECORD

	DAY 1	DAY 2	DAY 3	DAY 4
total words read in 1 minute				
number of mistakes (subtract from total)				
total words read correctly in 1 minute (WCPM)				
adult initials				

Week 2



By the end of 1st grade, students should be reading 40 words correct per minute (WCPM) on grade-level texts. For 2nd graders, we want 89 WCPM and we bump it to 110 WCPM by the end of 3rd. Depending on your student, finishing this entire passage in a minute may not be a goal, but seeing daily improvement is. Ideally, you should see your child's WCPM increase with each time he or she reads this passage.

day1

FOCUS: read to learn new information.

Read the text. Pay attention to information that is new to you. Write an exclamation (!) next to sentences that teach you something.

What are some things you learned?

day2

FOCUS: read to find the meaning of a word.

Read the text. Underline the word gentle each time it appears in the text.

**A gentle ride is smooth and slow.
How does this word connect to roller coasters long ago and now?**

day3

FOCUS: read to learn more information from the illustrations.

Circle the illustration of the Inclined-Plane Railway.

What does the illustration teach you about the first roller coaster?

day4

FOCUS: read to be able to teach someone else.

Read the text. Pay attention to the way roller coasters have changed over time.

What could you say to a friend to explain how roller coasters have changed over time?

Sacagawea

Women



History



*Statue of
Sacagawea with
her son*



*Statue of
Sacagawea with
Lewis and Clark*

Sacagawea was born about 1788. She was a member of the Shoshone tribe of Native Americans in Idaho.


When she was young, Sacagawea was kidnapped by a war party of Hidatsa Indians who were enemies of her people. While she was captive in South Dakota, a fur trader named Toussaint Charbonneau took Sacagawea as his wife.

In the winter of 1804, the Lewis and Clark Expedition came to the area where Sacagawea and her husband lived. The Lewis and Clark Expedition was a group of American explorers, led by Meriwether Lewis and William Clark. They had been sent by President Jefferson to explore the large western lands. The U.S. had bought the land in 1803 from the French. The land, called the Louisiana Purchase, contained parts of 15 states, including Louisiana, Missouri and Montana.

Lewis and Clark hired Toussaint as a guide for their journey. Sacagawea went also, because she could speak the Shoshone language. Beginning in 1805, the expedition went west to the Pacific Ocean, exploring the rivers and mountains and meeting the Native Americans who lived there.

They returned to North Dakota in August 1806. Many historians believe Sacagawea died there in 1812.

Sacagawea faced hardships to help Lewis and Clark explore the new lands. She is remembered for her courage and strength.



*Sacagawea exploring with
Lewis and Clark*

Q
AND
A

What year did Sacagawea start her journey with the Lewis and Clark Expedition?

What was the large land purchase from France in 1803 called?

When Sacagawea was born, what tribe did she belong to?

Name: _____

L.S.2.1

What do plants need...



Recall what plants need to grow:

Soil

How Else Plants Grow

The stems and leaves of most plants are green. The green color is **chlorophyll** (SAY: K-LOR-OH-FILL). Chlorophyll helps plants grow. It helps them make **Oxygen**.

Most plants take in water through their roots. They take in carbon dioxide through their leaves.


Heat and Light from the sun shine on the sun on the plants. This helps the chlorophyll to do its job. The plant then makes sugar and oxygen. The sugar helps the plant grow bigger. The oxygen goes out into the air for us to breathe. This is called **photosynthesis**.

Sugar Leaves Roots Oxygen
Chlorophyll Sun

Plants get heat and light from the _____.

Plants take in carbon dioxide from their _____.

Plants get water from their _____.



The green color of plants is called _____.

It helps the plants to make _____

And _____.

Week 3

Math- *Adding 2 Digit Numbers with Regrouping*

Language Arts- *Journal Prompt #3*

Reading- *Ride Time (2 pages)*

Social Studies- *Eleanor Roosevelt*

Science- *The Life Cycle of a Plant*



Adding 2-digit numbers in columns (with regrouping)

Grade 2 Addition Worksheet

Find the sum.

$$\begin{array}{r} 1) \quad 54 \\ + 66 \\ \hline \\ \hline \end{array}$$

$$\begin{array}{r} 2) \quad 36 \\ + 97 \\ \hline \\ \hline \end{array}$$

$$\begin{array}{r} 3) \quad 92 \\ + 18 \\ \hline \\ \hline \end{array}$$

$$\begin{array}{r} 4) \quad 72 \\ + 49 \\ \hline \\ \hline \end{array}$$

$$\begin{array}{r} 5) \quad 23 \\ + 99 \\ \hline \\ \hline \end{array}$$

$$\begin{array}{r} 6) \quad 62 \\ + 49 \\ \hline \\ \hline \end{array}$$

$$\begin{array}{r} 7) \quad 34 \\ + 88 \\ \hline \\ \hline \end{array}$$

$$\begin{array}{r} 8) \quad 67 \\ + 77 \\ \hline \\ \hline \end{array}$$

$$\begin{array}{r} 9) \quad 67 \\ + 69 \\ \hline \\ \hline \end{array}$$

$$\begin{array}{r} 10) \quad 28 \\ + 92 \\ \hline \\ \hline \end{array}$$

$$\begin{array}{r} 11) \quad 62 \\ + 58 \\ \hline \\ \hline \end{array}$$

$$\begin{array}{r} 12) \quad 42 \\ + 78 \\ \hline \\ \hline \end{array}$$

$$\begin{array}{r} 13) \quad 74 \\ + 56 \\ \hline \\ \hline \end{array}$$

$$\begin{array}{r} 14) \quad 44 \\ + 66 \\ \hline \\ \hline \end{array}$$

$$\begin{array}{r} 15) \quad 51 \\ + 69 \\ \hline \\ \hline \end{array}$$

$$\begin{array}{r} 16) \quad 46 \\ + 87 \\ \hline \\ \hline \end{array}$$

$$\begin{array}{r} 17) \quad 34 \\ + 98 \\ \hline \\ \hline \end{array}$$

$$\begin{array}{r} 18) \quad 67 \\ + 87 \\ \hline \\ \hline \end{array}$$

$$\begin{array}{r} 19) \quad 3 \\ + 97 \\ \hline \\ \hline \end{array}$$

$$\begin{array}{r} 20) \quad 98 \\ + 76 \\ \hline \\ \hline \end{array}$$

NAME _____

READING
FLUENCY

DRA 18

J3

LEXILE 520


LEVEL J - SET 1

Ride Time




"There it is!" Miles called. He and Cara ran to get in line for the ride. The Fire Dragon roller coaster looked even cooler up close. "This is going to be awesome!" Miles said. Cara agreed. "I can't wait!" But they did wait...and wait...and wait...and wait...

11
21
31
38
49



At last, they were at the front. A worker checked people before they got on the ride. Cara was tall enough and the worker said she could go. Then Miles took a turn. Even on tiptoe, he was shorter than the sign. His shoulders slumped and tears filled his eyes.

59
69
78
88
99




The worker said, "I'm sorry. But this ride just isn't safe if you're small." Cara nodded. "We'll try the Fire Dragon next year." She jogged away and called back to Miles, "For now, I'll race you to the log slide!" Miles laughed and ran to catch up.

109
118
126
137
146

DAILY RECORD

	DAY 1	DAY 2	DAY 3	DAY 4
total words read in 1 minute				
number of mistakes (subtract from total)				
= total words read correctly in 1 minute (WCPM)				
adult initials				

Week 3



Modeling fluent reading is one of the best ways to help students learn to read fluently. Try reading this passage aloud for your child. Your student may not have encountered ellipses before. Explain that the reader's voice should pause at each group of dots [...]. This makes the sentence about waiting in line feel more tedious. It helps convey the boredom of waiting. Point this out to your student and let him or her have a try adding pauses to the sentence.



FOCUS: read to understand the story.


Read the text. Underline important events.

What is this story about?

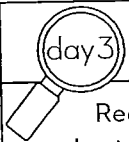


FOCUS: read to understand the text's structure.

Read the text. Find sentences that talk about waiting in line.

Color the sentences .

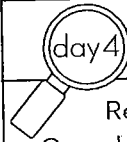
Ellipses are three dots. They can show a pause in the story. How do the ellipses work in this story?



FOCUS: read to understand a character.

Read the text. Circle words that help you understand how Miles feels during this story.

How can you tell that Miles feels bad about missing the ride?



FOCUS: read to form an opinion.

Read the text. Pay attention to what Cara does when Miles is disappointed.

How can you cheer up someone who has been disappointed?

Women



History



Young Eleanor



*Eleanor Roosevelt
as First Lady*

Eleanor Roosevelt

Eleanor Roosevelt was born in 1884 in New York. She was part of a large and important family in New York. Her uncle was Theodore Roosevelt, president of the U.S. from 1901 to 1909.

Eleanor mother died when she was young and she lived with her grandmother. She went to school for a while in England and returned to New York in 1902. That same year she met Franklin Roosevelt. They fell in love and married in 1905 and had six children.

Franklin ran for public office several times. He was elected state senator and later governor of New York. He was elected president in 1932.

As First Lady, Eleanor travelled around the world, speaking to people and working for civil rights. During World War II, Eleanor visited the U.S. troops overseas, something a First Lady had never done before. She also worked for equal opportunities for women.

Franklin Roosevelt died in 1945. Eleanor was very sad, but she stayed very busy. President Truman appointed her as delegate to the United Nations. Later, she was chairman of the United Nations Commission on Human Rights. Later, President Kennedy made her chairman of the Presidential Commission on the Status of Women. She stayed active in politics all her life.

Eleanor died in 1962. She was greatly loved for working to help people have freedom and opportunities.



*Eleanor Roosevelt in
1947 when she was a
delegate to the United
Nations.*

Who was Eleanor's uncle?

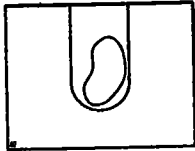
When was Eleanor born?

What was Eleanor greatly loved for?


Q
AND
A

Name: _____ Date: _____

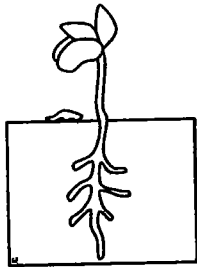
The Life Cycle of a Plant



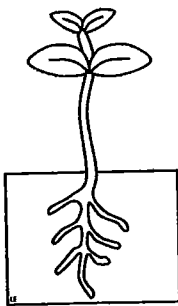
All plants are living. They have a life cycle. Plants start as a seed. The seed is planted in the ground.



Soon the seed begins to grow. Roots grow down into the soil. These roots will help get water for the plant.



A seedling is a baby plant. It grows leaves. The leaves help the plant begin to make food from air and water. Soon it will grow into a bigger plant. Seeds from different plants will grow to be different adult plants.



An adult plant starts to form. It can grow flowers or fruits. New seeds are made. These seeds can then be spread and planted. The life cycle begins again.

Plants are not alive.

TRUE

FALSE

Roots help the plant get sunlight.

TRUE

FALSE

Different kinds of seeds grow into different kinds of plants.

TRUE

FALSE

Seeds can come from fruits.

TRUE

FALSE

Adult plants make seeds, and the life cycle begins again.

TRUE

FALSE

Week 4

Math- *Subtracting 2 Digit Numbers with No Regrouping*

Language Arts- *Journal Prompt #4*

Reading- *Risky Rides (2 pages)*

Social Studies- *Pocahontas*

Science- *Plant Assessment*

Subtracting 2-digit numbers, no regrouping

Grade 2 Subtraction Worksheet

Find the difference.

$$\begin{array}{r} 1. \quad 81 \\ - 60 \\ \hline \\ \hline \end{array}$$

$$\begin{array}{r} 2. \quad 77 \\ - 50 \\ \hline \\ \hline \end{array}$$

$$\begin{array}{r} 3. \quad 61 \\ - 30 \\ \hline \\ \hline \end{array}$$

$$\begin{array}{r} 4. \quad 53 \\ - 42 \\ \hline \\ \hline \end{array}$$

$$\begin{array}{r} 5. \quad 45 \\ - 4 \\ \hline \\ \hline \end{array}$$

$$\begin{array}{r} 6. \quad 63 \\ - 33 \\ \hline \\ \hline \end{array}$$

$$\begin{array}{r} 7. \quad 56 \\ - 5 \\ \hline \\ \hline \end{array}$$

$$\begin{array}{r} 8. \quad 63 \\ - 0 \\ \hline \\ \hline \end{array}$$

$$\begin{array}{r} 9. \quad 60 \\ - 0 \\ \hline \\ \hline \end{array}$$

$$\begin{array}{r} 10. \quad 61 \\ - 11 \\ \hline \\ \hline \end{array}$$

$$\begin{array}{r} 11. \quad 23 \\ - 11 \\ \hline \\ \hline \end{array}$$

$$\begin{array}{r} 12. \quad 63 \\ - 51 \\ \hline \\ \hline \end{array}$$

$$\begin{array}{r} 13. \quad 88 \\ - 43 \\ \hline \\ \hline \end{array}$$

$$\begin{array}{r} 14. \quad 13 \\ - 3 \\ \hline \\ \hline \end{array}$$

$$\begin{array}{r} 15. \quad 39 \\ - 6 \\ \hline \\ \hline \end{array}$$

NAME _____

READING
FLUENCY

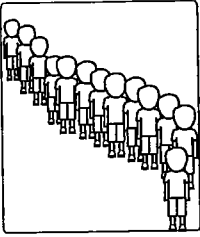
DRA 18

J4

LEXILE 520


LEVEL J - SET 1

Risky Rides



You waited for ages in a long, hot, boring line. Now, at last, it's your turn to ride the Super Speedy roller coaster. But wait! Just before you go, the ride worker stops you. He says that you aren't tall enough to go on the ride. What a way to ruin a fun day!

10
21
30
40
54



If that ever happened to you, it might make you feel bad. But if you went on the ride, you could end up feeling worse. You could get really hurt. Rides like roller coasters are only safe if you follow the rules. One of the rules is that you have to be tall enough.

64
75
84
94
108




To stay safe on rides, you must be restrained. Rides have restraints like safety belts and lap bars. But if you are too little, those restraints won't hold you in and you could slip out. So if you're too small to ride now, know that you'll be happier waiting until it's safe.

117
126
136
148
160

DAILY RECORD

	DAY 1	DAY 2	DAY 3	DAY 4
total words read in 1 minute				
number of mistakes (subtract from total)				
= total words read correctly in 1 minute (WCPM)				
adult initials				



Students benefit from hearing themselves read aloud. If you have a phone or other recording device, tape your student reading this passage. Afterward, let your reader listen to the recording. Encourage your child to point out what he or she did well. Did the reading sound smooth? Did he or she figure out unknown words, pause at the punctuation, or give expression to the words? If so, great! If not, help your child make a plan for improving those fluency skills.

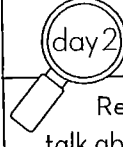


FOCUS: read to identify the main audience.

An **author's audience** is the person the author is writing for. Read the text. Circle any words that help you understand the author's audience.

I think the author wrote this text for:

I think this because _____



FOCUS: read to find the meaning of a word.


Read the text. Underline sentences that talk about restraints.

To restrain something is to hold it in. How does this word connect to the story?

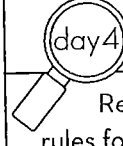


FOCUS: read to predict events.

Read the text. Find sentences that explain what restraints do.

Color the sentences .

What could happen if someone too small for a ride still went on it?



FOCUS: read to make a connection to your life.

Read the text. Pay attention to the safety rules for roller coasters.

If you were a ride worker and people were mad you wouldn't let them on a ride they were too small for, what would you say?

Pocahontas

Women



History



Portrait of Pocahontas



Painting of Pocahontas marrying John Rolfe

Pocahontas, whose real name was Matoaka, was the daughter of Chief Powhatan, leader of a tribe of Algonquian-speaking Native Americans in Virginia. She was born about 1595 when the English were beginning to settle in North America. Pocahontas grew up near the first English settlement, called Jamestown. Because of her curious, social nature she would often accompany her father when he met with the English to trade food and other supplies, and she soon became a symbol of peace between the colonists and the Powhatan people.

By 1613, the relationship between the Powhatan and the English had weakened. In order to gain leverage in negotiations, Captain Samuel Argall devised a plan to capture Pocahontas. After her capture, Pocahontas was brought to a small English settlement called Henrico where she was taught the English language, religion and customs. She also met English settler John Rolfe, and the two were married in 1614. Chief Powhatan was forced to agree to many of the English's demands, and though he consented to his daughter's marriage to Rolfe, it is unknown if this was done out of fear for what would happen to his daughter if he said no.

Pocahontas became a Christian and took the English name of Rebecca. She and John had a son named Thomas, and the three of them traveled to England in the spring of 1616. This tour around the country was paid for by the Virginia Company of London in order to gain support for the English colony. John Rolfe and Pocahontas started back to America in 1617. However, Pocahontas became sick and died. She was buried in England. John Rolfe and their son, Thomas, returned to Virginia.

There are few facts known for certain about Pocahontas, and much of what was recorded is clouded by interpretation. For example, the truth behind the famous story that Pocahontas saved the life of Captain John Smith is unknown. One thing that is certain, the life of Pocahontas continues to fascinate and inspire people over 400 years later.

Where was Pocahontas born?

Q

What was Pocahontas' real name?

AND

Why did Captain Samuel Argall capture Pocahontas?

A

Who was Pocahontas' father?

Name: _____

Plant Assessment

Write three things that plants need to live and grow.

1. _____

2. _____

3. _____

4. Do plants need food to grow? Yes or No

5. Do plants need space to grow? Yes or No

Fill in the blank with a word from the box below.

roots

stem

leaves

seed

flower

6. The _____ make the food for the plant.

7. The part of the plant that acts like a straw to carry water from the roots to the leaves is the _____.

8. The _____ makes the seeds and fruit.

9. All plants start as a _____.

10. The _____ absorb water from the soil and help hold the plant in the soil.

Week 5

Math- *Subtracting 2 Digit Numbers with Regrouping*

Language Arts- *Journal Prompt #5*

Reading- *Feel Better Bear (2 pages)*

Social Studies- *Dolley Madison*

Science- *Label the Plant*

Subtracting 2-digit numbers, with regrouping

Grade 2 Subtraction Worksheet

Find the difference.

$$\begin{array}{r} 1. \quad 71 \\ - 49 \\ \hline \\ \hline \end{array}$$

$$\begin{array}{r} 2. \quad 66 \\ - 59 \\ \hline \\ \hline \end{array}$$

$$\begin{array}{r} 3. \quad 26 \\ - 19 \\ \hline \\ \hline \end{array}$$

$$\begin{array}{r} 4. \quad 20 \\ - 16 \\ \hline \\ \hline \end{array}$$

$$\begin{array}{r} 5. \quad 96 \\ - 19 \\ \hline \\ \hline \end{array}$$

$$\begin{array}{r} 6. \quad 77 \\ - 18 \\ \hline \\ \hline \end{array}$$

$$\begin{array}{r} 7. \quad 75 \\ - 27 \\ \hline \\ \hline \end{array}$$

$$\begin{array}{r} 8. \quad 56 \\ - 49 \\ \hline \\ \hline \end{array}$$

$$\begin{array}{r} 9. \quad 78 \\ - 49 \\ \hline \\ \hline \end{array}$$

$$\begin{array}{r} 10. \quad 91 \\ - 47 \\ \hline \\ \hline \end{array}$$


$$\begin{array}{r} 11. \quad 65 \\ - 57 \\ \hline \\ \hline \end{array}$$

$$\begin{array}{r} 12. \quad 91 \\ - 84 \\ \hline \\ \hline \end{array}$$

NAME _____

READING
FLUENCY
K1
DRA 20
LEXILE 540
LEVEL K - SET 1

Feel Better Bear



"Is that the one you want?" the woman asked.
"Yes," Cole said. "This one is the softest." The woman at the store took the fur and showed Cole how to fill it with stuffing. Soon the bundle of fur started to look like a cuddly teddy bear. Cole looked at it and thought, *Jax will love him!* Then he turned to pick out some clothes. There were so many choices, but Cole found the perfect one. It was a red shirt with *Feel Better* on the front.

9
18
28
39
52
64
74
87







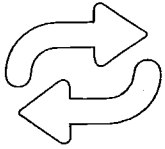




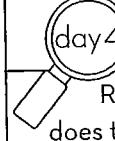
When Cole got home, he went through the back door so Jax wouldn't hear him come in. Cole tiptoed to his room and softly shut the door. Inside, he took out some fabric and glue and made one small change to the bear. Then he went to find his brother. Jax was laying on the couch. "I got you a surprise!" Cole held out the teddy bear. Jax grinned and hugged the bear. "He has a cast on his leg just like me! We can get better together!"

96
105
115
125
137
150
161
175

DAILY RECORD

	DAY 1	DAY 2	DAY 3	DAY 4
total words read in 1 minute				
number of mistakes (subtract from total)				
= total words read correctly in 1 minute (WCPM)				
adult initials				

Week 5

 <p>Have your child read the ENTIRE text and answer the questions for today.</p>	 <p>Time your student reading aloud for exactly 1 minute. Do not help fix mistakes.</p>	 <p>If your child is stuck on a word for 2 seconds, say the word and count it as a mistake.</p>	 <p>Record total words read. Then subtract the number of errors. Now help fix any mistakes..</p>	 <p>Repeat the steps on other days. Return the page to school.</p>				
<p> FOCUS: read to identify how the setting changes.</p> <p>Setting is WHERE and WHEN a story happens. Read the text. This story takes place in two different places on the same day. <u>Circle</u> clues about where the story takes place.</p> <table border="1"> <tr> <td>Where does the first part of the story take place?</td> <td>Where does the last part of the story take place?</td> </tr> <tr> <td> </td> <td> </td> </tr> </table>		Where does the first part of the story take place?	Where does the last part of the story take place?	 	 	<p> FOCUS: read to find evidence to support an idea.</p> <p>Read the text. <u>Underline</u> sentences that give you clues about how Cole changes the teddy bear.</p> <p>How did Cole change the bear?</p> <hr/> <p>What clues in the story helped you figure that out?</p> <hr/> <hr/>		
Where does the first part of the story take place?	Where does the last part of the story take place?							
<p> FOCUS: read to understand a character's actions.</p> <p>Read the text. Look for clues that explain why Cole wanted Jax to have the teddy bear. Color the clues .</p> <p>Why does Cole want Jax to have the teddy bear?</p> <hr/> <hr/> <hr/>		<p> FOCUS: read to make a connection to your own life.</p> <p>Read the text. Pay attention to what Cole does to help Jax feel better.</p> <p>When have you tried to help someone feel better?</p> <hr/> <hr/> <hr/>						

Women History



Dolley, in 1794, about the time she married James Madison



Dolley Madison in 1804

Dolley Madison

Dolley Payne Madison was First Lady of the United States. Her husband, James Madison, was president in 1809 to 1817.

Dolley was born in North Carolina in 1768. Her parents were John Payne and his wife, Mary Coles Payne. They moved to Philadelphia and in 1790 she married John Todd, a lawyer. They had two sons, Payne and William. John Todd and William died in 1793 and Dolley was left a widow with a small son.

Dolley met and fell in love with James Madison in Philadelphia. They married in 1794 and lived in Philadelphia where James served in Congress. They later moved to Virginia. In 1800, President Thomas Jefferson asked James to be Secretary of State. James accepted and he and Dolley moved to Washington D.C.


Jefferson, whose wife was dead, often asked Dolley to serve as hostess for important parties. She was an excellent hostess. She also helped furnish the new White House, which was the official home of the U.S. president.

In 1808, James Madison was elected president and Dolley became first lady. Dolley held many parties and helped make Washington D.C. a popular place.

James was re-elected in 1812, in the middle of the U.S. war with Great Britain. In 1814, the British marched to Washington D.C.

Dolley had to leave quickly, but she managed to save many important things from the White House, such as the silver and a portrait of George Washington. The British burned the White House and it had to be rebuilt.

After James' term as president was over, he and Dolley went back to Virginia. After James died in 1836, Dolley moved back to Washington, D.C., the city she loved. She died there in 1849.



Drawing from 1814 of the burned White House

Where was Dolley born?

Q

Who was Dolley's husband who became president?

AND

What did President Jefferson ask Dolley to do?

A


Whose portrait did Dolley save when the White House burned?

Label the Plant

Week 5

Directions: Use words from the bank to label the parts of the plant.
Color the diagram when you are finished!

Name: _____



Word Bank: roots, stem, leaves, flower, bud

SECOND GRADE LEARNING PACKETS

Please contact your child's teacher if you have any questions.

Mrs. Sheppard: Remind, Class Tag, or cathy.sheppard@littleaxeps.org

Mrs. Hayes: Remind or april.hayes@littleaxeps.org

Mrs. Wallick: Remind, Class Tag, or melody.wallick@littleaxeps.org

Mrs. West: Remind, Class Dojo, or mary.west@littleaxeps.org

Online learning: student.freckle.com