

Hello Families,

We hope all of you are doing well and staying healthy! As all of you probably know, we are not returning to school this year due to Covid 19. To finish out the school year, we will be posting or handing out these packets of practice work for 5 weeks. You can also find additional, optional work posted to the LA Firsties Facebook page

<https://www.facebook.com/groups/667371540675988/> or through the Remind App. With Remind you will text your code to the number 81010 or you can download the app and join there.

Each packet includes phonics, writing, comprehension, and math practice pages. These are to be completed Monday-Thursday and be turned into the teacher each week. You may turn in work by scanning or taking a picture of your students completed work and sending it digitally. You may send it to your child's teacher's Remind account using your teacher's code, e-mail, or phone through text messaging. Each teacher will have weekly office hours where we will be available via <https://zoom.us/join> where you can talk to us about any questions you have or if your kids just want to say hello to their teacher!

Zoom Office Hour Times:

Day Hours	Monday	Tuesday	Wednesday	Thursday
8:00-10:00	Gonzalez			
10:00-12:00	Gonzalez		Duncan	
12:00-2:00		Watkins	Watkins	
2:00-4:00	Diehl	Abbott	Diehl	Abbott
Late Hours	Monday	Tuesday	Wednesday	Thursday
4:00-5:00		Diehl		
5:00-6:00		Duncan	Gonzalez	Watkins
6:00-7:00	Abbott	Duncan	Gonzalez	Watkins

E-mails:

Duncan: [barbara.duncan@littleaxeps.org](mailto:barbara.duncan@littleaxeps.org)

Abbott: [amanda.abbott@littleaxeps.org](mailto:amanda.abbott@littleaxeps.org)

Watkins: [johannah.watkins@littleaxeps.org](mailto:johannah.watkins@littleaxeps.org)

Gonzalez: [laura.gonzalez@littleaxeps.org](mailto:laura.gonzalez@littleaxeps.org)

Diehl: [miranda.whitaker@littleaxeps.org](mailto:miranda.whitaker@littleaxeps.org)

Remind App Teacher codes:

Duncan: @3c462a

Abbott: @629c8b

Watkins: @watkinsfir

Gonzalez: @73e94f

Diehl: @diehl1s

First Grade  
Journeys Sight Words

and	come	been	show	try	soil
you	said	never	because	use	almost
be	animal	own	carry	want	buy
play	of	brown	think	wash	city
help	how	off	before	few	family
with	some	very	light	window	myself
for	make	know	about	shall	party
he	why	out	by	night	please
what	her	down	car	noise	school
look	she	green	could	world	seven
have	now	open	don't	loudly	above
too	today	fall	maybe	story	bear
do	our	grow	sure	baby	even
sing	would	yellow	there	begins	pushed
find	after	goes	first	eight	studied
no	read	new	food	follow	surprised
funny	draw	four	ground	learning	teacher
they	was	over	right	until	toward
all	pictures	two	sometimes	years	always
me	write	five	these	young	happy
does	eat	starts	under	again	once
my	put	watch	your	along	different
here	give	into	done	began	high
who	small	three	great	boy	stories
friend	one	bird	laugh	father	enough
hold	take	fly	paper	house	near
full	blue	those	soon	nothing	across
many	little	both	talk	together	head
good	water	long	were	ready	second
pull	cold	walk	work	kinds	ball
away	live	eyes	door	covers	heard
every	where	or	more	country	should
call	far	around	mother	earth	cried
hear	their	bring	old	warms	large


Name Week 1**Lesson 6**  
**READER'S NOTEBOOK****Jack and the Wolf**  
Phonics: Short *a* Double Final  
Consonants, *ck*

# Short *a*, Double Final Consonants, and *ck*

 Name each picture. Write words from  
the box.

fill    wag    yam    quick    van    neck

1.




---

---

---

2.



---

---

---

3.



---

---

---

4.



---

---

---

5.



---

---

---

6.



---

---

---

Phonics

© Houghton Mifflin Harcourt Publishing Company. All rights reserved.

80

Grade 1, Unit 2

Name \_\_\_\_\_

**Lesson 7**  
**READER'S NOTEBOOK****How Animals**  
**Communicate**  
Phonics: Short / and Blends with r

# Short *i* and Blends with *r*



Write words that rhyme. Use the words in the box.

trick grab dress drill grass quit tracks truck

1.            - brick

---

---

---

2.            grill

---

---

---

3.            press

---

---

---

4.            crab

---

---

---

5.            cracks

---

---

---

6.            duck

---

---

---

7.            sit

---

---

---

8.            brass

---

---

---

Read It!

# The animal will make six tracks.

Build It!

Trace It!

The animal will make six tracks

Write It!

**My sentence . . .**

- ☐ begins with a capital letter.
- ☐ ends with a punctuation mark.
- ☐ has spaces between words.
- ☐ has correctly spelled words.
- ☐ makes sense.



©The Class Couple

Draw It!

will | six | animal | tracks. | make | The

Name \_\_\_\_\_

# Reading Comprehension

Read the story and answer the questions.

## Joey

Joey's favorite season is fall. He likes fall because the leaves change colors. Every year Joey goes to the pumpkin patch with his family. His favorite fall treat is pumpkin pie!



1. What is Joey's favorite season?

- ☐ summer
- ☐ fall
- ☐ winter

2. Why does he like that season?

- ☐ the leaves change
- ☐ pumpkins grow
- ☐ it is cold



Color where Joey goes every year.



Color who he goes with.



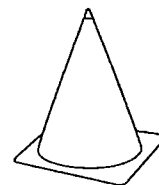
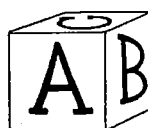
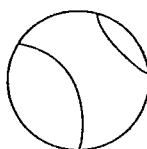
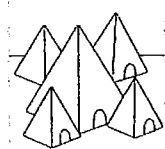
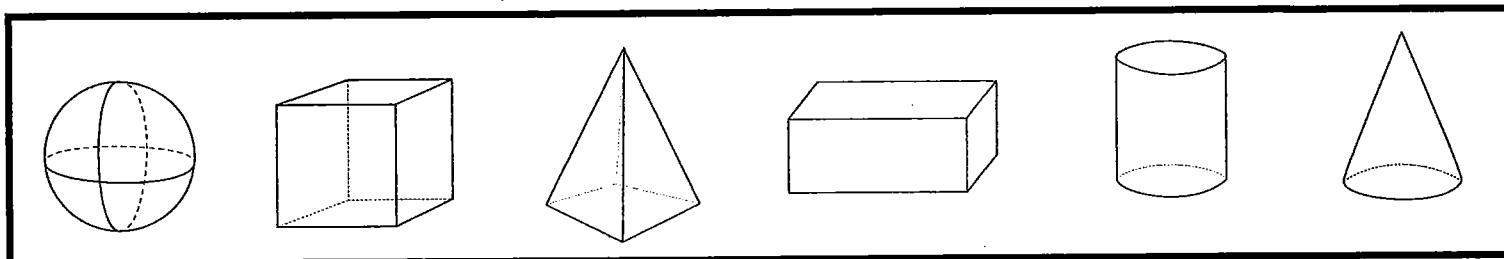
Color Joey's favorite fall treat.

Lesson **4.8**

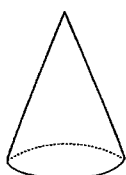
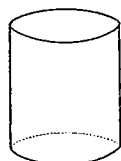
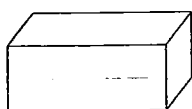
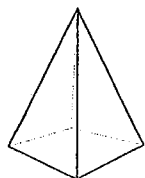
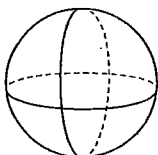
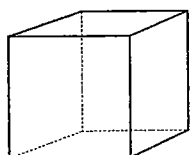
Name: \_\_\_\_\_

**Real World Shapes**

Directions: Match the real world shape to each.



Directions: Match the shape to the name.



sphere

pyramid

cube

cylinder

cone

rectangular  
prism


Lesson 10

Name: \_\_\_\_\_


### Additions Sums to 10

Directions: Read and solve the addition problem.

Jed has 8 stamps. He collected 2 more. How many stamps does Jed have in all?



Jen read 3 books. She then read 5 more books. How many books did Jen read in all?



$$4 + 3 = \underline{\quad}$$

$$7 + 2 = \underline{\quad}$$

$$9 + 1 = \underline{\quad}$$

$$5 + 2 = \underline{\quad}$$

$$4 + 6 = \underline{\quad}$$

$$7 + 1 = \underline{\quad}$$



Name Week 2
**Lesson 8**  
 READER'S NOTEBOOK

**A Musical Day**  
 Phonics: Blends with /

# Blends with /



Circle the word to finish the sentence.

Write the word.

1.



She will \_\_\_\_\_.

slip    slap

2.



This is a \_\_\_\_\_.

clam    blot

3.



Who will \_\_\_\_\_ this?

slip    flip

4.



I have a \_\_\_\_\_.

plan    blab

5.



This is a big \_\_\_\_\_.

blot    flap

6.



He is \_\_\_\_\_ to play.

clap    glad


Phonics

© Houghton Mifflin Harcourt Publishing Company. All rights reserved.

**Lesson 9**  
**READER'S NOTEBOOK**
**Dr. Seuss**  
**Phonics: Short e and Blends**  
**with s**

Name \_\_\_\_\_

# Short e and Blends with s

 Name each picture. Circle the letters that stand for the beginning sounds. Write the letters. Write the word.

1.



st

sw

i m

2.



ru

re

s t

3.



st

sn

a c k

4.



ve

ne

s t

5.




fl

sl

i p

6.



de

di

s k

Phonics

125

Grade 1, Unit 2

© Houghton Mifflin Harcourt Publishing Company. All rights reserved.

Copyright © 2017 by Houghton Mifflin Harcourt Publishing Company

Read It!

Our clock will sit on the desk.

Build It!


Trace It!

Our clock will sit on the desk.

Write It!

**My sentence . . .**

- ☐ begins with a capital letter.
- ☐ ends with a punctuation mark.
- ☐ has spaces between words.
- ☐ has correctly spelled words.
- ☐ makes sense.



©The Class Couple

Draw It!

sit Our the on clock desk. will


Name \_\_\_\_\_

# Reading Comprehension

Read the short passage and answer the questions.

## Picking Apples

Jonas is going apple picking with his sister, Maria. They are going to the apple orchard near their house. They need to pick twelve apples. Their mom is going to use the apples to make a big apple pie. At the orchard, Jonas picked nine apples and Maria picked three. They had a great day together. Now they can't wait to enjoy their pie!



1. Where is Jonas going?

- ☐ a on a vacation
- ☐ b on a fishing trip
- ☐ c to school
- ☐ d to the apple orchard

2. Who is he going with?

- ☐ a mom
- ☐ b Maria
- ☐ c Joey
- ☐ d dad

3. How many apples do they need?

- ☐ a five
- ☐ b nine
- ☐ c twelve
- ☐ d ten

4. What will their mom do with the apples?

- ☐ a eat them
- ☐ b give them away
- ☐ c make a pie
- ☐ d make apple juice

# 6.1 Doubles Song

$$0 + 0 = 0$$

*Oh!*

$$1 + 1 = 2$$

*Ooooooooooh!*

$$2 + 2 = 4$$

*More!*

$$3 + 3 = 6$$

*Kicks!*

$$4 + 4 = 8$$

*That's great!*

$$5 + 5 = 10$$

*Again!*

$$6 + 6 = 12$$

*That's swell!*

$$7 + 7 = 14$$

*Let's Lean!*

$$8 + 8 = 16$$

*Dancing queen!*

$$9 + 9 = 18$$

*Jelly bean!*

$$10 + 10 = 20$$

*That's plenty!*

Lesson **6.1**

Name: \_\_\_\_\_

**Fluency: Number Order**

Directions: Put the numbers in order from least to greatest.

16 15 17 10

\_\_\_\_\_

17 14 12 11

\_\_\_\_\_

14 12 13 20

\_\_\_\_\_

15 18 19 10

\_\_\_\_\_

Directions: Put the numbers in order from greatest to least.

11 12 20 19

\_\_\_\_\_

14 15 16 10

\_\_\_\_\_

19 17 20 11

\_\_\_\_\_

13 15 17 14

\_\_\_\_\_

Name: \_\_\_\_\_

**Fluency: Doubles Plus One**

Directions: Solve each doubles and doubles plus one problem.

$$5 + 5 = \underline{\quad\quad\quad} \Rightarrow 5 + 6 = \underline{\quad\quad\quad}$$

$$8 + 8 = \underline{\quad\quad\quad} \Rightarrow 8 + 9 = \underline{\quad\quad\quad}$$

$$4 + 4 = \underline{\quad\quad\quad} \Rightarrow 4 + 5 = \underline{\quad\quad\quad}$$


$$7 + 7 = \underline{\quad\quad\quad} \Rightarrow 7 + 8 = \underline{\quad\quad\quad}$$

$$9 + 9 = \underline{\quad\quad\quad} \Rightarrow 9 + 10 = \underline{\quad\quad\quad}$$

$$3 + 3 = \underline{\quad\quad\quad} \Rightarrow 3 + 4 = \underline{\quad\quad\quad}$$

Name Week 3**Lesson 10**  
READER'S NOTEBOOK**A Cupcake Party**  
Phonics: Final Blends

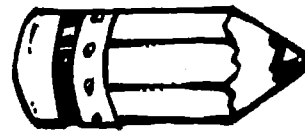
# Final Blends

 Name each picture. Circle the word to finish the sentence.

1. 2.




Fran has a \_\_\_\_\_.  
list gift



You can \_\_\_\_\_ with this.  
grasp print

3. 4.




Ann plays in the \_\_\_\_\_.  
sand dust




It can \_\_\_\_\_ up.  
land jump

5. 6.



Do you sit at a \_\_\_\_\_.  
desk pond



These can be very \_\_\_\_\_.  
stand crisp



Name \_\_\_\_\_

**Lesson 11**  
 READER'S NOTEBOOK

**At Home in the Ocean**  
 Phonics: Words with *th*

# Words with *th*

Write *th* to finish the word and read it.

Circle the picture that matches the word.

1.

$1 + 1 = 2$



ma \_\_\_\_\_

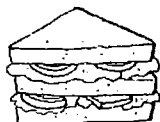
2.



13

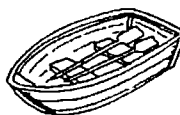
\_\_\_\_\_ ink

3.



\_\_\_\_\_ ick

4.



ba \_\_\_\_\_

5.



\_\_\_\_\_ is

Phonics

© Houghton Mifflin Harcourt Publishing Company. All rights reserved.

152

Grade 1, Unit 3

Read It!

# Which ship goes out to sea?

Build It!

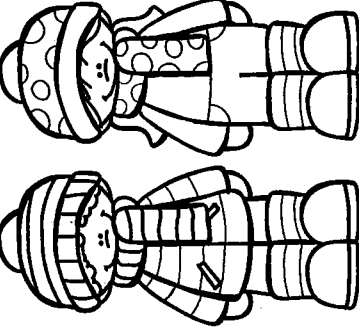
Trace It!

Which ship goes out to sea?

Write It!

**My sentence . . .**

- ☐ begins with a capital letter.
- ☐ ends with a punctuation mark.
- ☐ has spaces between words.
- ☐ has correctly spelled words.
- ☐ makes sense.



©The Class Couple

Draw It!

out ship sea? goes Which to


Name \_\_\_\_\_

# Reading Comprehension

Read the short passage and answer the questions.

## School Carnival

Rico's class went to the school carnival today. It was a lot of fun. Rico won two prizes. He won a blue balloon and a toy car. He had a great time with all of his friends. First, he played a few games. Then, he got popcorn and lemonade with his friends. Finally, he got to watch a magic show. Rico can't wait to get home and tell his parents all about his fun day!



1. Where did Rico's class go?

\_\_\_\_\_

\_\_\_\_\_

\_\_\_\_\_

2. What did Rico win?

\_\_\_\_\_

\_\_\_\_\_

\_\_\_\_\_

3. What did he do first?

\_\_\_\_\_

\_\_\_\_\_

\_\_\_\_\_

4. What did Rico eat at the carnival?

\_\_\_\_\_

\_\_\_\_\_






\_\_\_\_\_

# Lesson 8.6


Name: \_\_\_\_\_

## Bar Graphs

Directions: Use the data to create a bar graph.

Number	Tallies	
	<del>    </del>	Total
		
	<del>    </del>	
		
	<del>    </del>	

## Bar Graph:





Lesson  
Name: \_\_\_\_\_

**Fluency: Subtraction/Addition Fluency**

Directions: Solve to make each statement true.

$$\underline{3} + \underline{\quad} = \underline{10}$$

$$\underline{10} - \underline{\quad} = \underline{7}$$

$$\underline{5} + \underline{\quad} = \underline{6}$$

$$\underline{4} - \underline{\quad} = \underline{3}$$

$$\underline{0} + \underline{\quad} = \underline{5}$$

$$\underline{6} - \underline{\quad} = \underline{1}$$

$$\underline{6} + \underline{\quad} = \underline{10}$$

$$\underline{8} - \underline{\quad} = \underline{5}$$

$$\underline{7} + \underline{\quad} = \underline{8}$$

$$\underline{5} - \underline{\quad} = \underline{1}$$


Name Week 4**Lesson 12**  
READER'S NOTEBOOK**How Leopard Got  
His Spots**  
Phonics: Words with *ch*, *tch*

# Words with *ch*, *tch*

 Read the words in the box. Write the word that matches the picture.**Word Bank**

lunch    check    chimp    chop    match

1.




---

---

---

2.



---

---

---

3.



---

---

---

4.



---

---

---

5.



---

---

---

Phonics


© Houghton Mifflin Harcourt Publishing Company. All rights reserved.

Name \_\_\_\_\_

**Lesson 13**  
 READER'S NOTEBOOK

**Seasons**  
 Phonics: Words with *sh, wh, ph*.

# Words with *sh, wh, ph*

 Circle the word that finishes the sentence. Then write the word on the line.

1.	wish witch	I _____ I had a pet dog.
2.	pin ship	The _____ was in the water.
3.	where her	Do you know _____ she is?
4.	Then When	_____ will the shop open?
5.	tan graph	Dan will draw a math _____.

Read It!

**Watch me make three cakes!**

Build It!

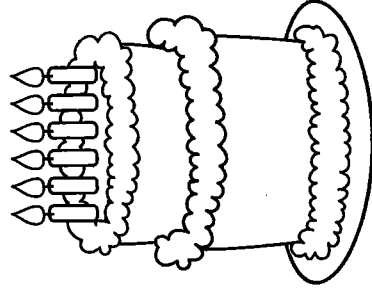
Trace It!

Watch me make three cakes!

Write It!

**My sentence . . .**

- ☐ begins with a capital letter.
- ☐ ends with a punctuation mark.
- ☐ has spaces between words.
- ☐ has correctly spelled words.
- ☐ makes sense.



©The Class Couple

Draw It!

make | cakes! | me | three | Watch



Name \_\_\_\_\_

# Reading Comprehension

Read the short passage and answer the questions.

## Baseball Game

Alexa is going to a baseball game with her dad. She can hardly wait! It is the first game of the season and they have front row seats! When they get to the stadium, it is very loud. Alexa loves baseball but her favorite part of the game is the snacks. In the middle of the game, a man wearing red stripes walks up and down the aisles yelling, "Peanuts! Popcorn!"

"Dad! Can we please get some popcorn?" asks Alexa.

"Sure," says dad. He raises his hand and yells, "We will take a large popcorn!"

He hands Alexa the popcorn and they share it as they finish watching the game. They are having a great time!



1. Where is Alexa going?

- ☐ a basketball game
- ☐ b baseball game
- ☐ c to the zoo
- ☐ d a parade

2. Who is she going with?

- ☐ a her dad
- ☐ b her grandpa
- ☐ c her friend
- ☐ d her mom

3. Where are their seats?

- ☐ a fifth row
- ☐ b front row
- ☐ c second row
- ☐ d third row

4. What do they get to eat?

- ☐ a peanuts
- ☐ b ice cream
- ☐ c cupcakes
- ☐ d popcorn

Name: \_\_\_\_\_

# Place Value

Directions: Draw each number using tens and ones.

30

Tens	Ones

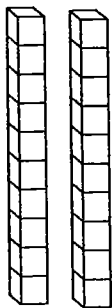

21

Tens	Ones

34

Tens	Ones

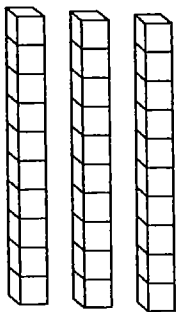
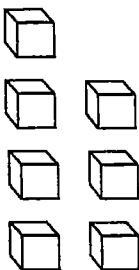
Directions: Write the number using the tens and ones.

Tens	Ones
	

\_\_\_\_\_

-----

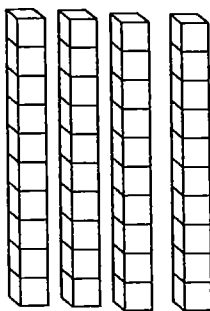
\_\_\_\_\_

Tens	Ones
	

\_\_\_\_\_

-----


\_\_\_\_\_

Tens	Ones
	

\_\_\_\_\_

-----

\_\_\_\_\_



Name: \_\_\_\_\_

### Fluency: Missing Subtrahend

Directions: Solve each subtraction equation.

$$8 - 4 = \underline{\quad}$$

$$7 - 5 = \underline{\quad}$$

$$9 - 9 = \underline{\quad}$$

$$4 - 2 = \underline{\quad}$$

$$10 - 5 = \underline{\quad}$$

$$8 - 2 = \underline{\quad}$$

$$9 - 5 = \underline{\quad}$$


$$9 - 4 = \underline{\quad}$$

$$10 - 8 = \underline{\quad}$$

$$9 - 0 = \underline{\quad}$$

Name Week 5**Lesson 16**  
**READER'S NOTEBOOK****Let's Go to the Moon!**  
Phonics: Words with Long o

# Words with Long o

 Read the word. Circle the picture that matches the word.


1.

home




2.

go



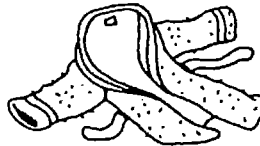
3.

stone




4.

robe



5.

hole



**Lesson 16****READER'S NOTEBOOK****Let's Go to the Moon!**Phonics: Words with Long *u*

Name \_\_\_\_\_

# Words with Long *u*

 Circle the word that names the picture.

1.



flute      flat

2.



mole      mule

3.



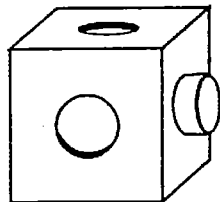
hang      huge

4.



cute      cut

5.



cone      cube

**Phonics**

© Houghton Mifflin Harcourt Publishing Company. All rights reserved.

Read It!

The fox chases two red hens.

Build It!

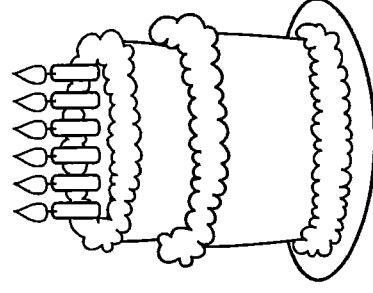
Trace It!

The fox chases two red hens.

Write It!

**My sentence . . .**

- ☐ begins with a capital letter.
- ☐ ends with a punctuation mark.
- ☐ has spaces between words.
- ☐ has correctly spelled words.
- ☐ makes sense.



©The Class Couple

Draw It!

The two hens. fox red chases


Name \_\_\_\_\_

# Reading Comprehension

Read the short passage and answer the questions.

## Bug Hunters

Joey and Jake spent the weekend looking for bugs. They saw a lot of different types of bugs. First, they saw an ant. It was on an ant hill. Next, they saw a big spider. Joey ran away from that bug. He hates spiders! Then, they saw a caterpillar on a tree branch. Finally, they saw a bee sitting on a flower. "I bet it is getting something to eat!" said Jake. At the end of the day, the boys saw ten different types of bugs. They had a fun day!



1. What did Joey and Jake do during the weekend?

2. What did they see first?

3. What did Joey run from? Why?

4. Where did they see a caterpillar?

Name: \_\_\_\_\_

# Ordering Numbers

Directions: Order the numbers from least to greatest.

24, 35, 21

36, 40, 25

\_\_\_\_\_, \_\_\_\_\_, \_\_\_\_\_

\_\_\_\_\_, \_\_\_\_\_, \_\_\_\_\_

39, 33, 28

20, 19, 27

\_\_\_\_\_, \_\_\_\_\_, \_\_\_\_\_

\_\_\_\_\_, \_\_\_\_\_, \_\_\_\_\_

Directions: Read and solve the number riddles.

1 more than 30 is \_\_\_\_\_.

1 fewer than 22 is \_\_\_\_\_.

2 more than 35 is \_\_\_\_\_.

2 fewer than 29 is \_\_\_\_\_.

\_\_\_\_\_ is 2 more than 37.

\_\_\_\_\_ is 2 more than 24.



Name: \_\_\_\_\_

**Fluency: Subtraction/Addition Fluency**

Directions: Write a problem to match the answer given.

$$\underline{\quad} + \underline{\quad} = \underline{9}$$

$$\underline{\quad} - \underline{\quad} = \underline{7}$$

$$\underline{\quad} + \underline{\quad} = \underline{7}$$

$$\underline{\quad} - \underline{\quad} = \underline{10}$$

$$\underline{\quad} + \underline{\quad} = \underline{6}$$

$$\underline{\quad} - \underline{\quad} = \underline{5}$$

$$\underline{\quad} + \underline{\quad} = \underline{10}$$

$$\underline{\quad} - \underline{\quad} = \underline{3}$$

$$\underline{\quad} + \underline{\quad} = \underline{8}$$

$$\underline{\quad} - \underline{\quad} = \underline{2}$$