


















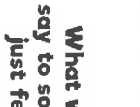
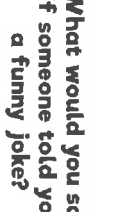








# April 2020



Directions: Keep your speech and language skills sharp! Color in each square as you complete the activity. See how many you can complete this month!

SUNDAY	MONDAY	TUESDAY	WEDNESDAY	THURSDAY	FRIDAY	SATURDAY
MAR 29	30	31	APR 1	2	3	4
<b>Temporal Concepts</b> Follow these directions containing "before" and "after."	<b>After you clap your hands, touch your nose.</b>	<b>Spin three times before you touch your nose.</b>	<b>Snap your fingers after you say your name.</b>	<b>Before you wiggle your ears, count to three.</b>	<b>Give a high five after you point at the sky.</b>	 Check out the product: Ring Bling Item #RB-65
5	6	7	8	9	10	11
<b>Clusters</b> Complex S Clusters include scr-, str-, spl-, skw (squ-), spr-, mps, -sts, -lts, -rts.	Fill in the Blank I _____ the itch on my ear. 	Fill in the Blank The duck made a big _____ when it jumped in the puddle. 	Fill in the Blank The mouse makes a _____ sound. 	Fill in the Blank The old rood had many _____ and pot holes. 	Fill in the Blank Ice cream _____ on a hot, summer day. 	Check out the product: Cluster Fun Deck Item #FD-166 
Easter Sunday 12	13	14	15	16	17	18
<b>Where</b> "Where" questions have a "place" answer. Listen for the place in each sentence to answer the question.	Carlos ran to the swings. Where did Carlos run? 	Gina went to the library last Wednesday. Where did Gina go? 	In the garden, Greg found a bunny sleeping. Where did Greg find the bunny? 	The animal shelter is a great place to find a new pet. Where can you find a new pet? 	When I grow up, I will take a rocket to Mars because I love to explore. Where will I go when I grow up? 	Check out the product: "WH" Chipper Chat Item #CC-55 
19	20	21	22	23	24	25
<b>Phoneme Identification</b> Name the sounds you hear in each word.	What is the first sound you hear in the word run? 	What is the last sound you hear in the word bat? 	What is the first sound you hear in the word finger? 	What is the second sound you hear in the word snow? 	What is the third sound you hear in the word bling? 	Check out the product: Phonological Awareness Skill Strips Item #STRP-67 
26	27	28	29	30	MAY 1	2
<b>Social Skills</b> Social skills are also called pragmatics.	What would you say to someone who just fell down? 	What would you say if someone told you a funny joke? 	What would you do if a new student said they were lost in the hallway? 	What would you say if someone did something nice for you? 	What would you say if you could not find your shoes in the morning? 	Check out this product: Photo Practical Pragmatics Fun Deck Item #PD-987 



Directions: Keep your speech and language skills sharp! Color in each square as you complete the activity. See how many you can complete this month!

# May 2020



	SUNDAY	MONDAY	TUESDAY	WEDNESDAY	THURSDAY	FRIDAY	SATURDAY
	APR 26	27	28	29	30	MAY 1	2
<b>Social Skills</b> Social skills are also called pragmatics.	<b>What would you say to someone who just fell down?</b>	<b>What would you say if someone told you a funny joke?</b>	<b>What would you do if a new student said they were lost in the hallway?</b>	<b>What would you say if someone did something nice for you?</b>	<b>What would you say if you could not find your shoes in the morning?</b>	<b>What would you say about a fish.</b>	<b>Check out this product! Photo Practical Pragmatics Fun Deck Item #FD-967</b>
<b>3</b>	<b>4</b>	<b>5</b>	<b>6</b>	<b>7</b>	<b>8</b>	<b>9</b>	<b>9</b>
<b>Cluster Reduction</b> Say which sentence makes better sense.	The kids <u> </u> play on the slide. The kids <u> </u> play on the slide.	We rang the doorbell and yelled, " <u> </u> Trick or Treat!" We rang the doorbell and yelled, " <u> </u> Trick or Treat!"	If you are not careful, you will <u> </u> break your toys. If you are not careful, you will <u> </u> bake your toys.	The kite flew when the <u> </u> breeze came. The kite flew when the <u> </u> bees came.	The red light means " <u> </u> stop." The red light means " <u> </u> top."	<b>Check out this product! Silly Sets: Minimal Pairs Item #CRD-67</b>	<b>Check out this product! Let's Predict Fun Deck Item #FD-8</b>
<b>10</b>	<b>11</b>	<b>12</b>	<b>13</b>	<b>14</b>	<b>15</b>	<b>16</b>	<b>16</b>
<b>Quantitative Concepts</b> Quantitative Concepts let us know "how much."	Point to the empty glass.	Point to the child with one flower.	Point to the cookie with many chips.	Point to the alien with the most eyes.	Point to the person with short hair.	<b>Check out this product! Regular Past Tense Verbs Fun Deck Item #FD-54</b>	<b>Check out this product! Regular Past Tense Verbs Fun Deck Item #FD-54</b>
<b>17</b>	<b>18</b>	<b>19</b>	<b>20</b>	<b>21</b>	<b>22</b>	<b>23</b>	<b>23</b>
<b>Regular Past Tense</b> When an action has happened in the past, we usually add -ed to the end of the verb.	Make this verb past tense and use it in a sentence. <b>walk</b>	Make this verb past tense and use it in a sentence. <b>tape</b>	Make this verb past tense and use it in a sentence. <b>plant</b>	Make this verb past tense and use it in a sentence. <b>paint</b>	Make this verb past tense and use it in a sentence. <b>climb</b>	<b>Check out this product! Photo Sentence Remix Item #FD-78</b>	<b>Check out this product! Photo Sentence Remix Item #FD-78</b>
<b>24</b>	<b>Memorial Day</b>	<b>25</b>	<b>26</b>	<b>27</b>	<b>28</b>	<b>29</b>	<b>30</b>
<b>Story Telling</b> Narratives include people, places, and actions and have a beginning, middle, and end.	Tell a story about a time you were scared.	Tell a story about a time you went to eat at a restaurant.	Tell a story about a field trip.	Tell a story about a time you accomplished a goal.	Tell a made up story about a fish.	<b>Check out this product! Photo Sentence Remix Item #FD-78</b>	<b>Check out this product! Photo Sentence Remix Item #FD-78</b>
<b>31</b>							



## Where is it? Positional Concept Fun

### Have an Egg Hunt

Work on positional concepts by hiding eggs, toys or candy. Stress positional concepts such as behind, between, under, on top of, beside, over and in. Here are some suggestions:

1. First, have your child hide the objects and talk about where they are hiding them. Have someone else find them.

2. Then have your child find them. Have them discuss where they are looking and where they find them.

For Example: I am looking under the bed; on top of the dresser; in between the books, etc...



### Category Sort

To prepare for this tasks, first gather objects or pictures and then draw a picture of to represent a category on a sticky note or small piece of paper. For example; draw a ball to represent toys and write toys under the ball or an apple for food.

1. Gather objects or pictures of objects from at least 2 categories such as food, toys, red things, grooming items, things you see in the kitchen and school supplies. Try to use a variety of categories such as grooming since you are teaching vocabulary as well in this activity. Have your child sort the objects or pictures into categories and tell why they belong in the category. For example, it is a food because you eat it or shampoo belongs in the grooming group because you wash/clean your hair with it.

2. Have your child go into a room in your home and name 10 items in that room that belong to that room. Ex. Kitchen- stove, refrigerator, spoon, bowls, food. You can take pictures on your phone or tablet and talk about the following for 5 days:

- a. What you do with the object.
- b. Tell what color or colors they are.
- c. Tell what size objects are. (big, small, medium)
- d. Tell what they are made of
- e. Tell what shape they are.

## Links for More Fun Speech and Language Ideas

1. Language activity ideas

[www.thedabblingspeechie.com](http://www.thedabblingspeechie.com)

If you subscribe to the site's newsletter, they will send email with fun activities and links.

2. 5-minute speech therapy activities you can do at home-

[www.home-speech-home.com](http://www.home-speech-home.com)

This site provides short, interactive, easy activities that you can do at home with your child to increase their overall speech and language skills. It also has word lists for your child to practice their speech production skills.

3. Sound Production-

[www.peachie.speechie.com](http://www.peachie.speechie.com)

Videos to help instruct your child on their sound production.

4. Word list for sound production-

[www.mommyspeechtherapy.com](http://www.mommyspeechtherapy.com)

Word lists for different sounds and speech production worksheets that you can download for your child's sound

5. Speech Production-

[www.speechteammate.com](http://www.speechteammate.com)

Go to downloads. From there, you can find free worksheets for your child to practice their speech sounds.

Please contact your child's speech therapist at the email below if you have any questions!

Amy Shimer- [ashimer@rockhill.org](mailto:ashimer@rockhill.org)

Hayley Smith- [hsias@rockhill.org](mailto:hsias@rockhill.org)

Donna Bickford- [dbickford@rockhill.org](mailto:dbickford@rockhill.org)

Heather Meyers- [heatherspeech20@gmail.com](mailto:heatherspeech20@gmail.com)