



name: _____

week of: _____

Work at Home

Please follow these plans to work with your child.

INITIAL	LITERACY	MATH
DAY 1	<ul style="list-style-type: none">○ Sight Words: flash card review○ Practice: Write the words for the picture cards○ Journal: write about playing in the rain <p>* Play all week: Rainbow CVC</p>	<ul style="list-style-type: none">○ Watch: Let's Get Fit Counting (YouTube)○ Count aloud to 100 and write numbers as high as you can○ Activity: roll 2 dice and add the numbers○ Printable: Flower Addition* Play all week: Ladvua Addition
DAY 2	<ul style="list-style-type: none">○ Sight Words: rainbow write the words○ Practice: Build a Word printable○ Journal: write about a spring	<ul style="list-style-type: none">○ Count aloud to 100 and write numbers as high as you can○ Printable: Spring Color By Code
DAY 3	<ul style="list-style-type: none">○ Sight Words: write the room (see directions)○ Practice: write a sentence for the picture cards (1-6)○ Journal: write about a tree	<ul style="list-style-type: none">○ Count aloud to 100 and write numbers as high as you can○ Activity: roll and subtract○ Printable: Take Away Quick
DAY 4	<ul style="list-style-type: none">○ Sight Words: sensory play○ Practice: write a sentence for the word cards (7-12)○ Journal: write about a spring flower	<ul style="list-style-type: none">○ Count aloud to 100 and write numbers as high as you can○ Activity: play greater than / less than (war) with a deck of card○ Printable: Base 10 Flowers
DAY 5	<ul style="list-style-type: none">○ Sight Words: write the words in sentences○ Practice: The Pet's Leg Printable○ Journal: write about a duck	<ul style="list-style-type: none">○ Count: aloud to 100 and write numbers as high as you can○ Activity: play number memory○ Printable: Buggy Addition

Looks like you are going to be learning at home! Exciting!

Here are a few tips:

- Do your best to follow the plans but adjust as needed.
- You may have received recording pages. If not, just use blank paper and number it for your student.
- You may read to your child or your child may read to you. Record on the Reading Log sheet.

HOW TO WORK WITH YOUR STUDENT:

READ TO: This is a time to read to your child. You can purchase books on Amazon, check out an ebook through the library or check the internet for someone reading a story. The goal here is for them to actively listen to a story.

SIGHT WORDS: We gave you a set of flashcards. These are the words to practice with your student. Each day is a different activity. Do your best to do those activities or switch them to something different.

Review (just flash the cards).

Rainbow write (write the word one time in one color and another time on top with color two, etc.)

Write sentences (write a sentence using the word).

Sensory play (write the word in a tray of rice or in the sand).

WRITE THE ROOM: Put the cards around the room and have students find and write them.

JOURNALING: Take a blank or lined piece of paper and have your student write a story. Draw a line in the middle. The picture goes on top and the story goes on bottom. Do the picture first to plan. Add labels. Now the story. Think of a sentence for the picture. Keep it simple. Count how many words are in that sentence. Take the first word and sound it out. Your students should spell the sounds they hear not the letters we know unless it's a sight word. After you are done writing, reread the sentence.

WORD CARDS: For fun, place them (or hide them) and have your child find them.

SEND HOME CENTERS: Color, cut, and glue these games together. Play them throughout the week.

COUNT ALOUD & WRITE NUMBERS: Count to 100. On a blank paper, write your numbers as high as you can. The next day, try to write them a little bit higher.

Thank you.

SEND HOME CENTERS

Create this game to play with your student at home.
Store in a baggie and save to play throughout the year.

RAINBOW CVC



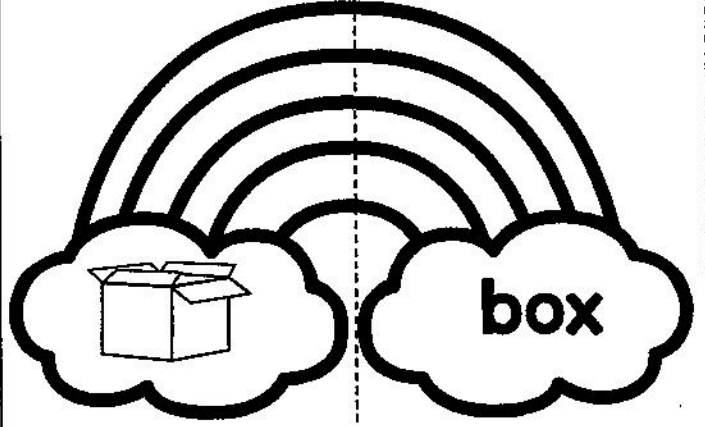








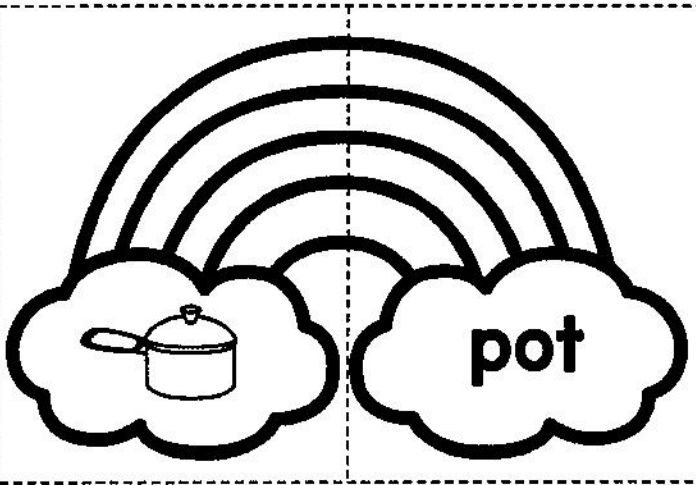
Match the
rainbow halves so
the picture and
word are the
same.

©SIMPLYkinder

To prep this game:

Cut and color the center.
Store in a plastic bag and
play all week.






SEND HOME CENTERS

Create this game to play with your student at home.
Store in a baggie and save to play throughout the year.

LADYBUG ADDITION


Choose an addition problem. Find the sum and put the puzzle together.




©SIMPLYKINDER


To prep this game:

Cut and color the center. Store in a plastic bag and play all week.





5+1

6 





4+3

7 




3+0

3 




6+2

8 




$3+1$

4




$7+0$

7



$2+3$

5




$5+5$

10



$9+1$

10




$3+6$

9




$8+2$

10



$3+3$

6



the

me

said

an

and








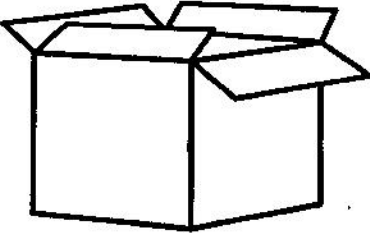
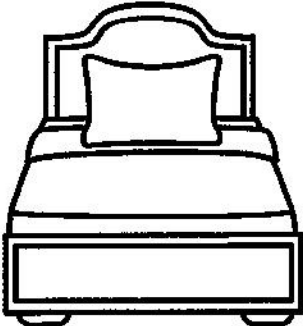



man

than

see

PICTURE CARDS

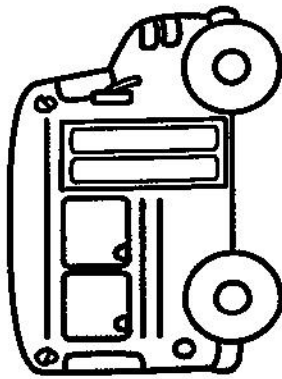
dog, sun, fox, bus, bug, net,
bat, box, bed, leg, cat, pig

<p>1</p> 	<p>2</p> 	<p>3</p> 
<p>4</p> 	<p>5</p> 	<p>6</p> 
<p>7</p> 	<p>8</p> 	<p>9</p> 
<p>10</p> 	<p>11</p> 	<p>12</p> 


name _____

WRITE THE WORD


Write the words for the cards.




1 _____



2 _____



3 _____



4 _____

5 _____

6 _____

7 _____

8 _____

9 _____

10 _____

11 _____

12 _____

name _____

©SIMPLY Kinder

WRITE THE SENTENCE

Write a sentence for the word cards and draw a small picture.

1

2

3

4

5

6

name _____

©SIMPLY kinder

WRITE THE SENTENCE

Write a sentence for the word cards and draw a small picture.

7

8

9

10

11


12

name

SIMPLYkinder Build-A-Word




--	--	--




--	--	--



--	--	--



--	--	--




--	--	--

p	a	u	h	c	e	i	o
e	g	d	t	g	p	t	n

My Pet's Leg

This is my pet. She is in her nest. Her leg is not the best. She has to rest her leg in her nest. It is her bed. She likes her nest.



Answer the questions in complete sentences.

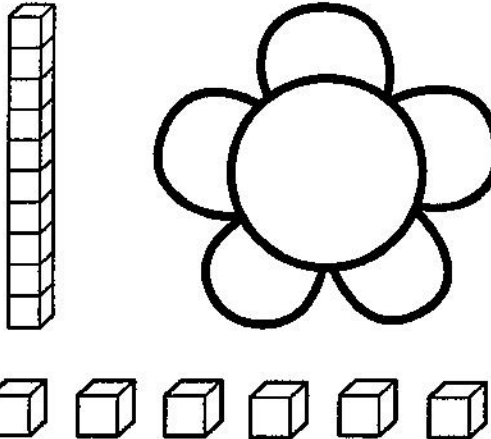
1. Why is the pet in the nest?

2. What does the pet do in the nest?


name _____

BASE TEN FLOWERS

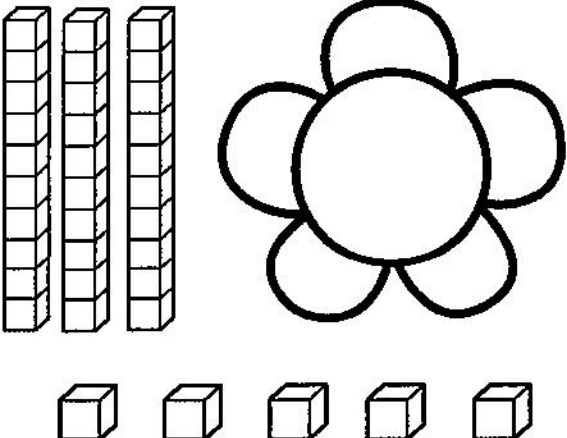
Count the base ten blocks and write the number in the flowers.




1 ten rod (10 blocks) and 6 ones units (6 blocks).



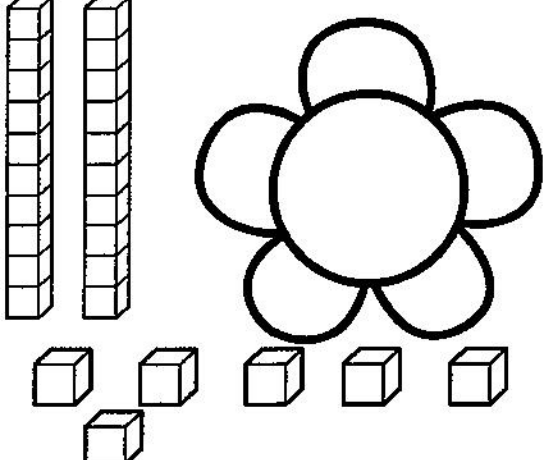
2 ten rods (20 blocks) and 1 one unit (1 block).



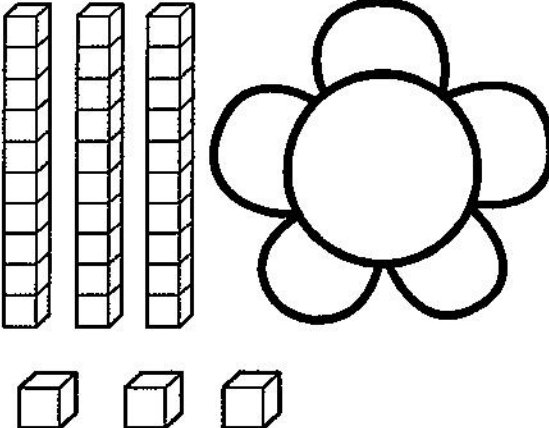
3 ten rods (30 blocks) and 5 ones units (5 blocks).



2 ten rods (20 blocks) and 8 ones units (8 blocks).



2 ten rods (20 blocks) and 6 ones units (6 blocks).



3 ten rods (30 blocks) and 3 ones units (3 blocks).

name _____

Addition to 10

BUGGY ADDITION

Use the cutouts to help solve the problems.

$3 + 3 = \underline{\quad}$

$4 + 2 = \underline{\quad}$

$4 + 1 = \underline{\quad}$

$5 + 3 = \underline{\quad}$

$3 + 4 = \underline{\quad}$

$4 + 4 = \underline{\quad}$

$5 + 2 = \underline{\quad}$

$5 + 5 = \underline{\quad}$

$6 + 3 = \underline{\quad}$

$2 + 6 = \underline{\quad}$



$2 + 4 = \underline{\quad}$

$1 + 4 = \underline{\quad}$

$4 + 1 = \underline{\quad}$

$2 + 5 = \underline{\quad}$


©SIMPLY Kinder




FLOWER ADDITION

Write the number on the picture and then color them.


2

+3


4

+4


5

+3


7

+1


5

+4


6

+2


4

+3


6

+3


3

+3


4

+2

9

+1

7

+2

name

©SIMPLY kinder

Take Away Quick

Solve the math problems as fast as you can.

5	6	4	2	7	6
<u>-2</u>	<u>-2</u>	<u>-3</u>	<u>-0</u>	<u>-2</u>	<u>-2</u>

5	7	9	10	7	5
<u>-1</u>	<u>-5</u>	<u>-4</u>	<u>-5</u>	<u>-3</u>	<u>-4</u>

7	8	9	7	6	4
<u>-2</u>	<u>-4</u>	<u>-6</u>	<u>-4</u>	<u>-4</u>	<u>-2</u>

8	6	5	4
<u>-3</u>	<u>-5</u>	<u>-2</u>	<u>-3</u>

10	10	9	8
<u>-7</u>	<u>-6</u>	<u>-5</u>	<u>-3</u>



name _____

Sums to 10 ©SIMPLYkinder

SPRING COLOR BY CODE

