

Dear Parents,

Our school uses Securly to keep students safe on their school-issued devices.

As part of the solution, we have given you access to the free SecurlyHOME app and Parent Portal view. During the week of April 5, you'll start to receive a weekly email report with samples of your child's online activity over the previous week. This email will have a link to download SecurlyHOME (remember to check your spam/junk folder).

Activate the Free View:

### **Step 1: Get the Email**

Keep your eyes peeled for the email in your inbox from support@securly.com.

### **Step 2: Download the SecurlyHOME App**

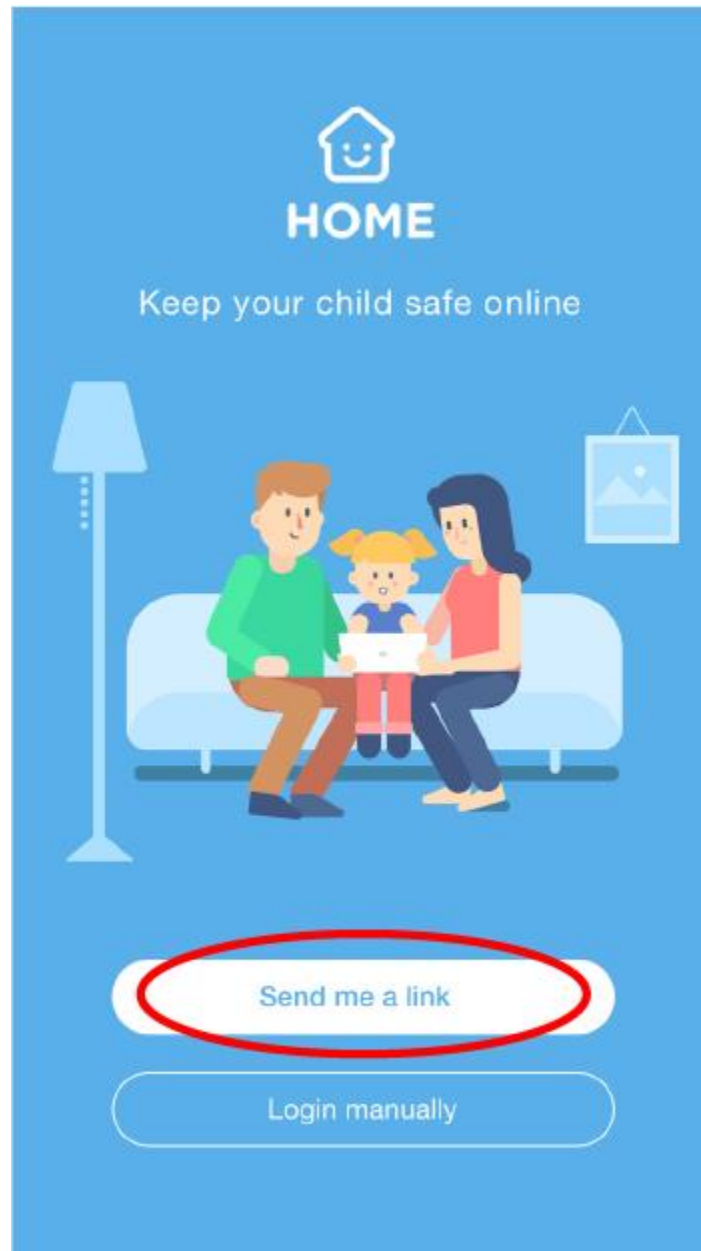


Get Parent Portal on the go. Real-time activity reports, right in the palm of your hand.



It only takes a couple of steps:

- Tap the white button to get started. A link will be sent to the email address you have registered with your child's school.

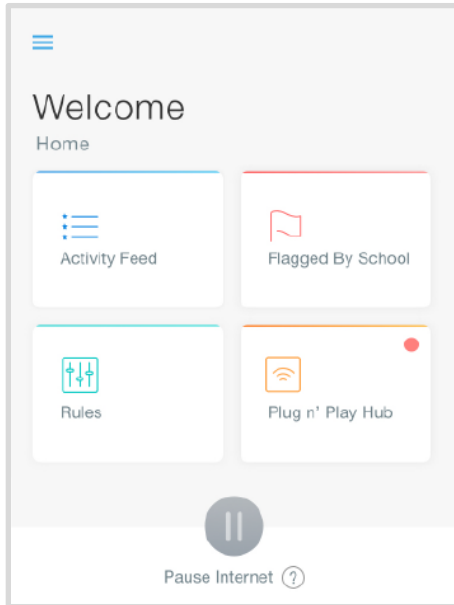


- Once you've clicked the link, you'll be taken to the SecurlyHOME App. Your account is ready to go! You'll start receiving weekly email updates about your child's online activity.

### Step 3: Explore and Configure

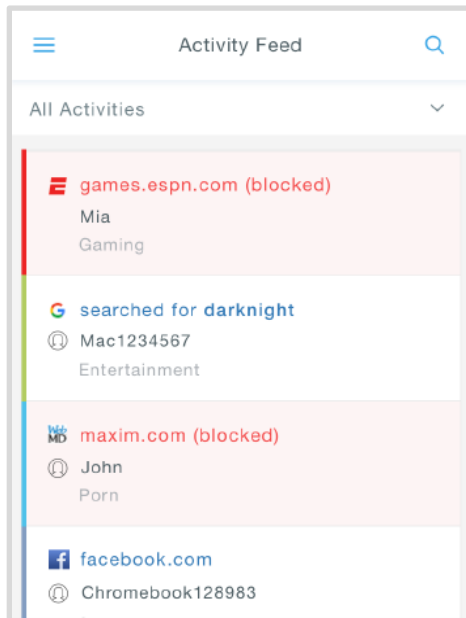
SecurlyHOME lets you access your account information from anywhere, in real-time.

### 1. Get Started



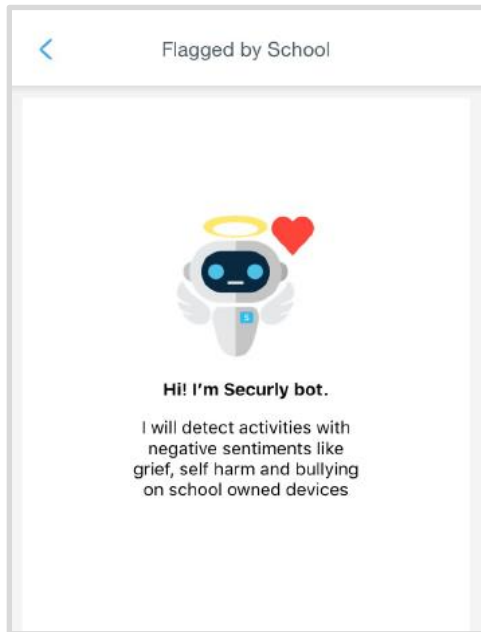
Navigate and explore different views into your child's online safety.

### 2. Activity



Get a real-time view of your child's online activity.

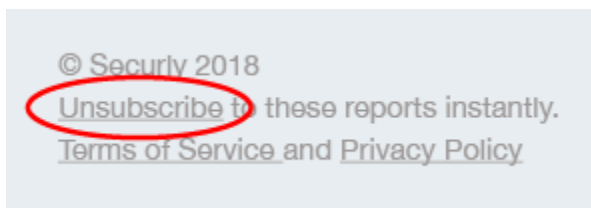
### 3. Flagged Posts



Scans social media and web searches, and flags posts that indicate bullying, self-harm or suicide.

If you'd like to change from the school view, SecurlyHOME also lets you configure an at-home view.

You can opt out of Securly's Parent emails here:



If you have any further questions, email [help@securly.com](mailto:help@securly.com).

Learn more about Securly's online safety solutions at [www.securly.com/home](http://www.securly.com/home).