

Logging Into TeacherEase for Remote Learning Attendance

1. Go to www.teacherease.com and click the blue login button in the upper right corner.



Products

Services

Company

Topics

Log In

Sign Up

Request Demo

2. You will now need to enter your credentials to log in:

Students 4th-12th

Use your school district provided email address.

Parents/Guardians

Use the email address you gave to the school at registration.

If you know your password, skip to step 5. If you do not know your password, go on to step 3.

The login form is titled "Log in to your account" in a teal font. It contains two input fields: "Email Address" with a person icon and "Password" with a lock icon. Below these is a checkbox for "Remember email" and a link for "Forgot password?". A large teal "Log In" button is positioned below the inputs. A horizontal line with "OR" in the center separates this from a Google login option, which includes the Google "G" logo and a blue "Log In with Google" button. At the bottom, there is a link that says "Don't have an account? Sign Up".

Log in to your account


Email Address

Password

☐ Remember email [Forgot password?](#)

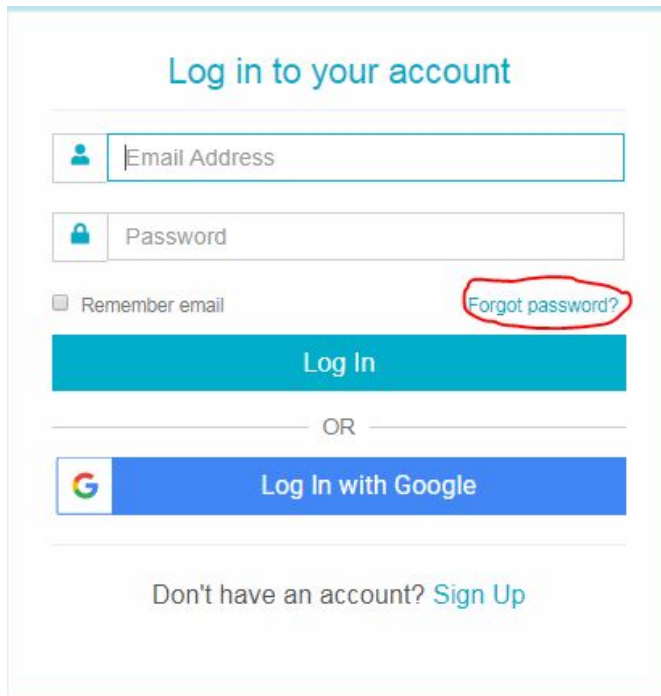
Log In

OR

 Log In with Google

Don't have an account? [Sign Up](#)

3. If you have lost/forgotten/not set up your password, Click the “**Forgot password?**” link located above the blue login button.



Log in to your account

Email Address


Password

☐ Remember email

[Forgot password?](#)

Log In

OR

 Log In with Google

Don't have an account? [Sign Up](#)

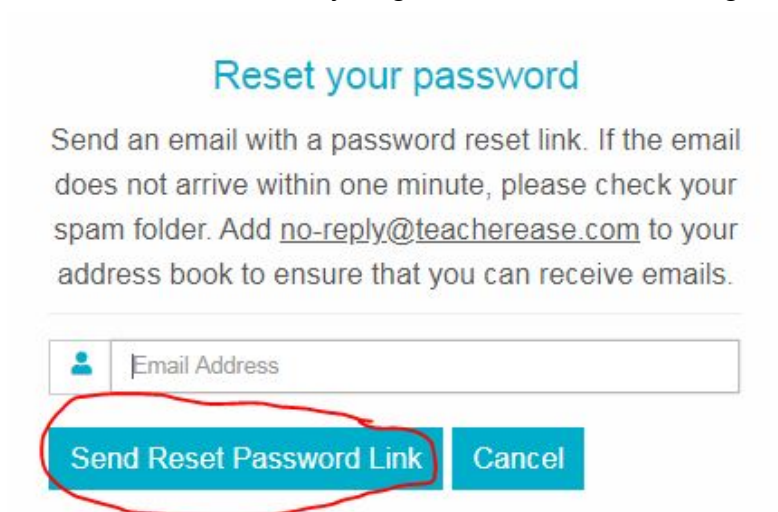
4. Type in your email address and click the blue “Send Reset Password Link” button. You will receive an email from Teacherease with instructions on how to reset your password. If you do not get the email, please check your Spam folder.

Students 4th - 12th

Use your school district provided email address.

Parents/Guardians

Use the email address you gave to the school at registration.



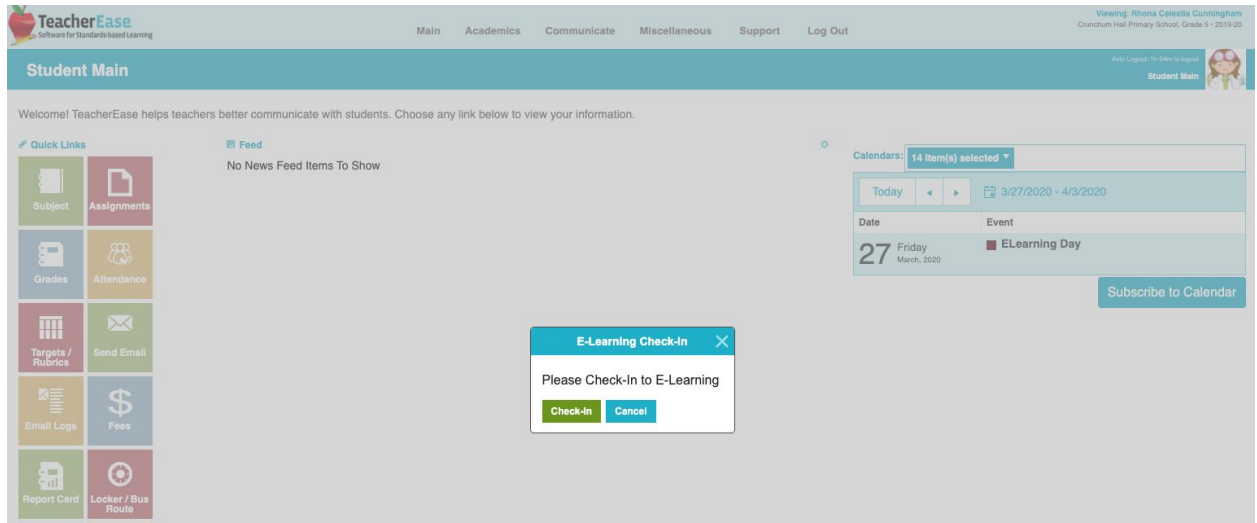
Reset your password

Send an email with a password reset link. If the email does not arrive within one minute, please check your spam folder. Add no-reply@teacherease.com to your address book to ensure that you can receive emails.

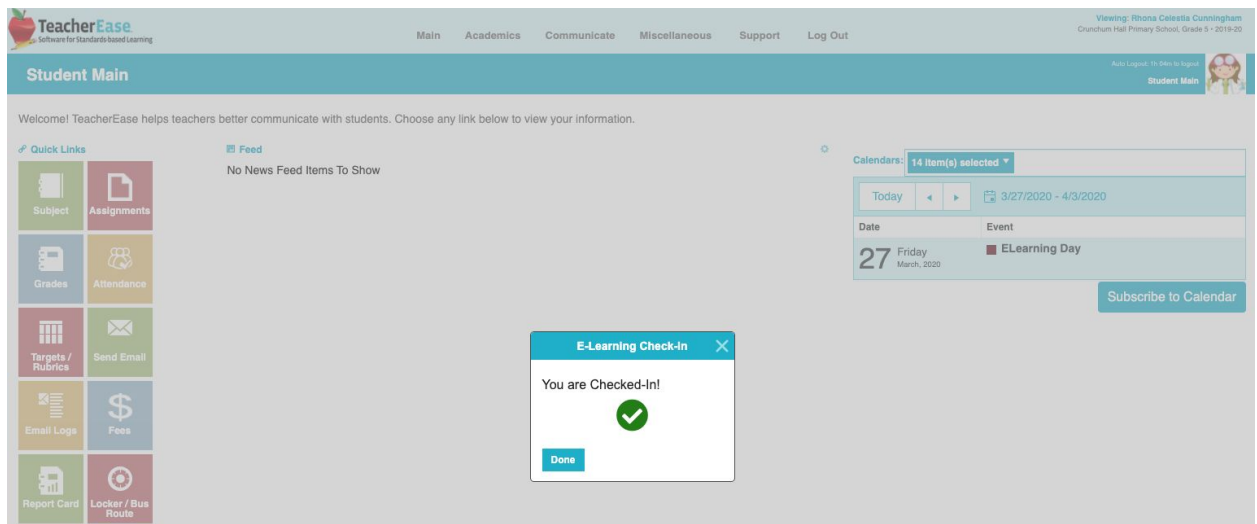
Email Address

[Send Reset Password Link](#) [Cancel](#)

5. Remote Learning Attendance is taken during normal student attendance days from 8am to 3pm. If you log in during this time, you will receive a pop up requesting you to Check In to E-Learning. Please click the Green **“Check In”** button to register your attendance for the day.



6. After Checking In, you will receive a notification message confirming you are checked in for the day.



7. Congratulations! You are done! You do not need to check out. Checking in once each day between the hours of 8am - 3pm will register your student as being in attendance for the entire day of Remote Learning.