

Unity West Elementary
2nd Grade Lesson Plan for Monday, April 6

Why did the cow cross the road?		
Time	Class / Personal Activity	To-do item
9-9:45	Reading	Read for 20 min a day. Listen to the review of fact and opinion. https://brainpop.com/english/writing/factandopinion Complete: The Fact and Opinion Worksheet
9:45-10:15	Recess	Movement and cooperative activities
10:15-11:00	Math	Use playing cards to play War. Use two cards to make a two digit number. Use three cards to make a three digit number. Complete the place value worksheet . Extra time? Practice more math on MobyMax.
11:00-1:00	Lunch	
1:00-1:30	Specials	Complete Specials BINGO
1:30-2:00	Social Studies/Science	Listen to the story, <u>Being a Good Citizen</u> . https://www.youtube.com/watch?v=lfivDGzngQ4 Complete: Good Citizen Worksheet

General To-Do List or Notes	One thing I will do TODAY for my energy/exercise
	Today, I am grateful for

Reminders:
Office Hours etc


Answer: It wanted to go to the mooovies.

Name: _____


Fact or Opinion

A **fact** is something that can be proven true.

An **opinion** is someone's feelings about a particular topic.



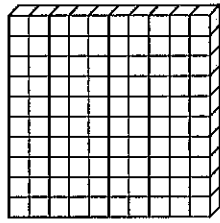
Tell whether each sentence is a fact or opinion.



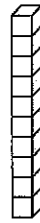
1. _____ Sunday is the best day of the week.
2. _____ George Washington was born in February.
3. _____ Memorial Day is the most important holiday of the year.
4. _____ Thanksgiving is celebrated in autumn.
5. _____ Some families eat turkey on Thanksgiving.
6. _____ Watching fireworks on the 4th of July is lots of fun.
7. _____ April is a month with 30 days.
8. _____ There are 12 months in the year.
9. _____ This has been a terrible week.
10. _____ Spring is the most beautiful season of all.
11. _____ Monday, Wednesday, and Friday are weekdays.
12. _____ The first day of the school year is scary.
13. _____ Everyone should make Valentine's Day cards.
14. _____ Your birthday comes only one day a year.

Name: _____

Place Value



One Hundred



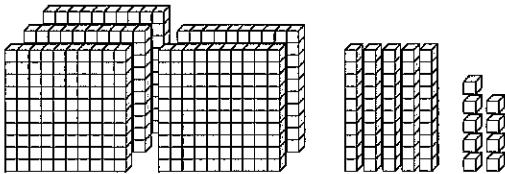
Ten



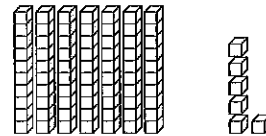
One

Write each number in standard form.

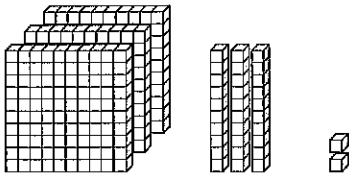
a.



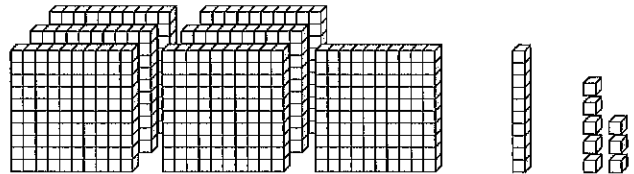
b.



c.



d.



e. $400 + 50 + 3$

f. $900 + 10 + 3$

g. $60 + 6$

h. $800 + 20$

Name _____

Complete the following chart with things that you have done or can do to be a good citizen.

Good Citizens...	Here's How I Am A Good Citizen...	
Are Caring		
Are Responsible		
Follow Rules		
Help Others		
Are Honest		

Unity West Elementary
2nd Grade Lesson Plan for Tuesday April 7

What is the best season to jump on the trampoline?		
Time	Class / Personal Activity	To-do item
9-9:45	Reading	Read for 20 min a day. Read or reread a book to a sibling, pet, or stuffed animal and complete the book review .
9:45-10:15	Recess	Movement and cooperative activities
10:15-11:00	Math	Write the numbers 1-9 on cards or pieces of paper. Pull two numbers out at a time. Put the numbers in order least to greatest. Complete the expanded form worksheet . Extra time? Practice math on coolmathgames.com .
11:00-1:00	Lunch	Did you eat a Go food today?
1:00-1:30	Specials	Complete Specials BINGO
1:30-2:00	Social Studies/Science	Watch the Mystery Science video about rainbows, then complete the activity: https://mysteryscience.com/mini-lessons/rainbows?code=e49f11fca4212f5695f463721fded228

General To-Do List or Notes	One thing I will do TODAY for my energy/exercise
	Today, I am grateful for

Reminders:
Office Hours etc

Answer: spring time

Name: _____

Date: _____

Book Review

Title: _____

Author: _____ Number of pages: _____

Summary

Describe the main events of the story.

Opinion and Why

Did you like the book? Why or why not?

Rating

★★★★★ = Excellent


★★★ = Good

★ = Not-so-good

Draw one to five stars in the box.

Name: _____

Expanded Form



When you write a number in expanded form, you write a number in the form of an addition statement that shows place value.

The number 349 in expanded form looks like this:

$$300 + 40 + 9$$

The number 205 in expanded form looks like this:

$$200 + 5$$

Write each number in expanded form.

a. $625 =$ _____

b. $356 =$ _____

c. $791 =$ _____

d. $904 =$ _____

e. $886 =$ _____

f. $370 =$ _____

Write each number in standard form.

g. $400 + 20 + 7 =$ _____

h. $500 + 9 =$ _____

i. $100 + 80 + 2 =$ _____

j. $200 + 60 =$ _____

k. $900 + 10 + 9 =$ _____

l. $300 + 7 =$ _____

m. Which is larger: $400 + 50 + 6$ or $400 + 60 + 5$? _____

n. Which is smaller: 736 or $700 + 60 + 3$? _____

Unity West Elementary
2nd Grade Lesson Plan for Wednesday April 8

How do you make a dragon angry?		
Time	Class / Personal Activity	To-do item
9-9:45	Reading	Read for 20 min a day. Listen to the review of contractions: https://www.brainpop.com/english/grammar/contractions Complete: The Contraction Sentences Worksheet
9:45-10:15	Recess	Movement and cooperative activities
10:15-11:00	Math	Roll a dice three times and write down a three digit number. Repeat. Which number was bigger? Complete comparing numbers worksheet . Extra time? Practice math on MobyMax.
11:00-1:00	Lunch	Help clean up after lunch.
1:00-1:30	Specials	Complete Specials BINGO
1:30-2:00	Social Studies/Science	Listen to and review how a caterpillar becomes a butterfly. https://www.youtube.com/watch?v=V5RSpMQQOpw Color: Butterfly Life Cycle


General To-Do List or Notes	One thing I will do TODAY for my energy/exercise
	Today, I am grateful for

Reminders: <i>Office Hours etc</i>

Answer: Ask him to blow out a candle.

Name: _____

Contraction Sentences



Underline the contraction in each sentence.
Then, write the words that each contraction stands for.

1. I don't understand what you mean.

2. She'll come over tomorrow.

3. I could've gone to the football game.

4. You shouldn't talk with your mouth full.

5. Haven't you seen the movie yet?

6. I'll be going on a plane.

7. Sorry, I can't answer the phone right now.

8. I won't be home until Thursday.

9. She's gone to the bank already.

10. They weren't in the kitchen.

11. Billy wasn't eating any of the cake.

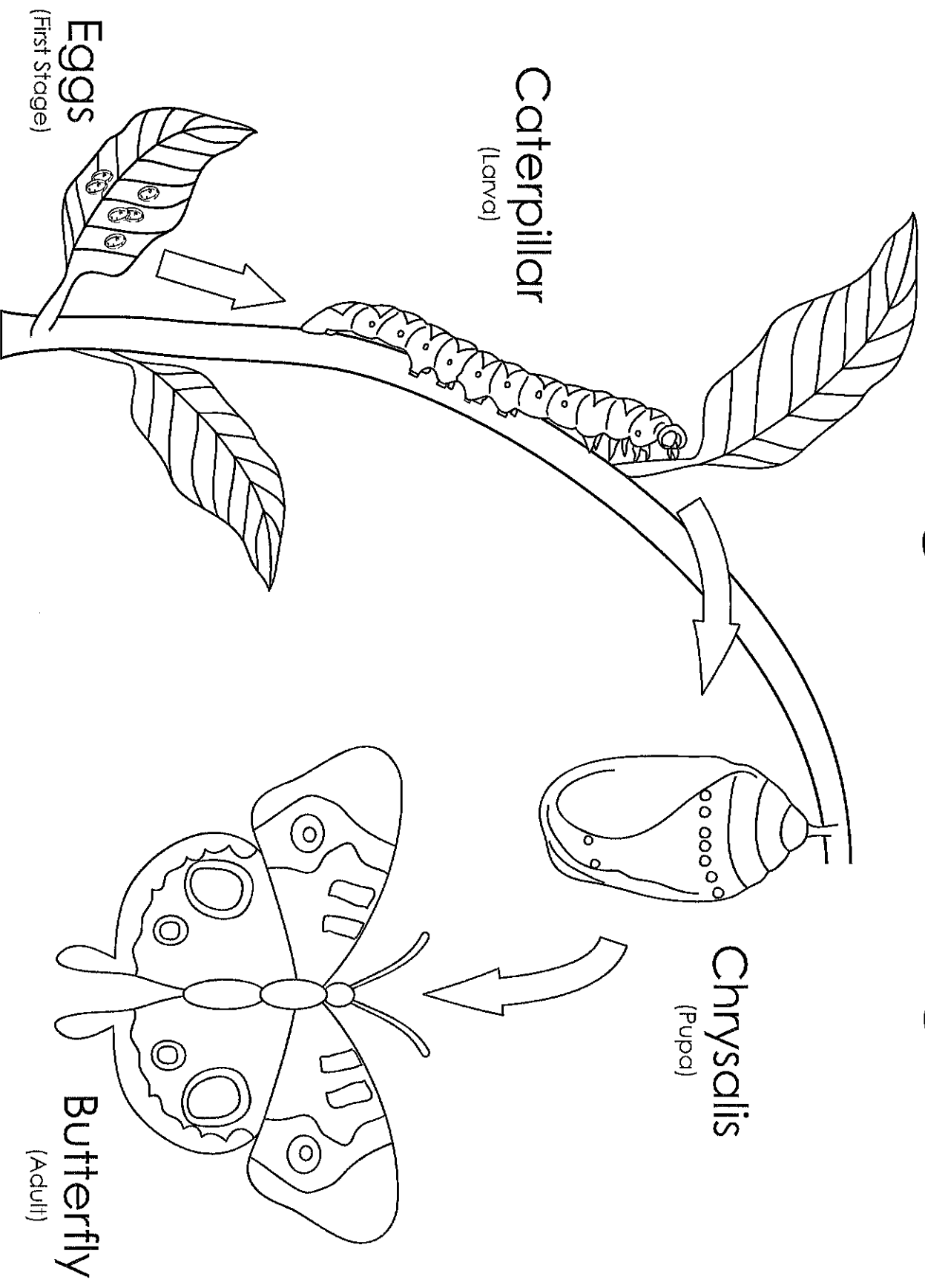
12. I've already cleaned the dishes.

13. We'd better not make too much noise.

14. It's been a gloomy day.

15. It'll be a sunny day tomorrow.

Butterfly Life Cycle




Name: _____

Comparing three-digit numbers; Greater Than & Less Than

The Hungry Alligators

"Greater Than" Alligator

415




412

415 is **greater than** 412

"Less Than" Alligator

623



632

623 is **less than** 632

Step 1: Cut out the alligators at the bottom of the page.

Step 2: Glue "Greater Than" Alligator or "Less Than" Alligator in each square to show which number is larger. Be sure the alligator is eating the bigger number.

Step 3: Write the answer in words below each alligator.

248



242

491



530

656




566

862



789

136




163

97



102

729

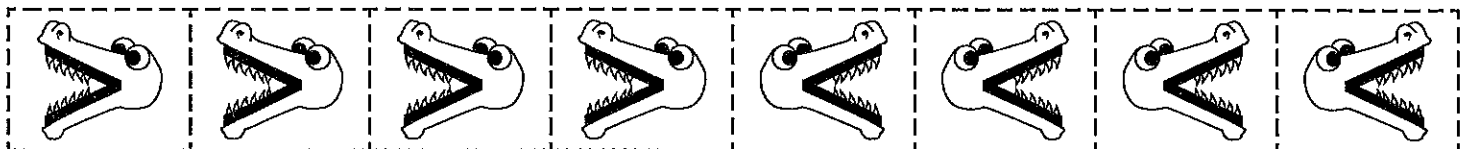


734

435




427





Unity Elementary

K-5 SPECIALS BINGO!

B	I	N	G	O
<p><u>MUSIC</u> Listen to music, and draw how it makes you feel.</p>	<p><u>LIBRARY</u> Read with an accent.</p>	<p><u>PE</u> 30 Jumping Jacks</p>	<p><u>ART</u> Find primary color objects (Red, Yellow, Blue).</p>	<p><u>PE</u> Drink a glass of water.</p>
<p><u>LIBRARY</u> Build a book tower. Read the first book that falls or the last book you add.</p>	<p><u>PE</u> Run around your house 5 times.</p>	<p><u>ART</u> Draw a chalk picture on sidewalk/ground-landscape or your choice of subject.</p>	<p><u>MUSIC</u> Play along with your favorite song using household objects or an instrument you already have.</p>	<p><u>LIBRARY</u> Read in a disguise.</p>
<p><u>ART</u> Find secondary color objects (orange, green, purple).</p>	<p><u>MUSIC</u> Design a new instrument. Use household materials to build it. If you are unable to build, draw it instead.</p>	<p style="text-align: center;"> FREE SPACE! *Go wash your hands*</p> <p style="text-align: center;">☺</p>	<p><u>LIBRARY</u> Read under a table.</p>	<p><u>PE</u> 30 shoulder taps</p>
<p><u>MUSIC</u> Sit still for 5 minutes, and write every sound you hear. Do this outside if weather allows.</p>	<p><u>LIBRARY</u> Read the subtitles on your favorite movie.</p>	<p><u>PE</u> Take a 15-minute walk.</p>	<p><u>ART</u> Build a sculpture from found or recycled objects such as foil, wrappers, paper.</p>	<p><u>MUSIC</u> Listen to music, and move to the steady beat (ex.skip, hop on one foot, jump, stomp, floss, wave arms, clap, snap).</p>
<p><u>ART</u> Create shapes with your body/dance. Movement/dance is a form of art :)</p>	<p><u>PE</u> Eat a fruit or vegetable.</p>	<p><u>MUSIC</u> Listen to music by Beethoven or Brahms. Close your eyes and take deep breaths.</p>	<p><u>LIBRARY</u> Compare and contrast you and your favorite book character.</p>	<p><u>ART</u> Make a drawing with a partner (parent/sibling). Take turns adding details.</p>

Art: Ms. Hanners Library: Mrs. Knott PE: Mr. Nowlan & Coach Ipsen Music: Mrs. Cobb & Mrs. Fenoglio

Easter Bingo


B








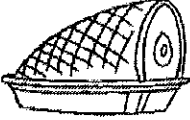








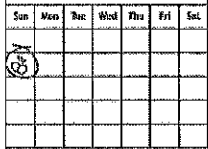


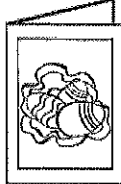
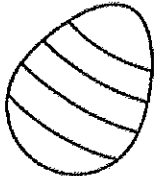

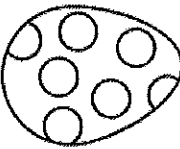







I

N

G

O

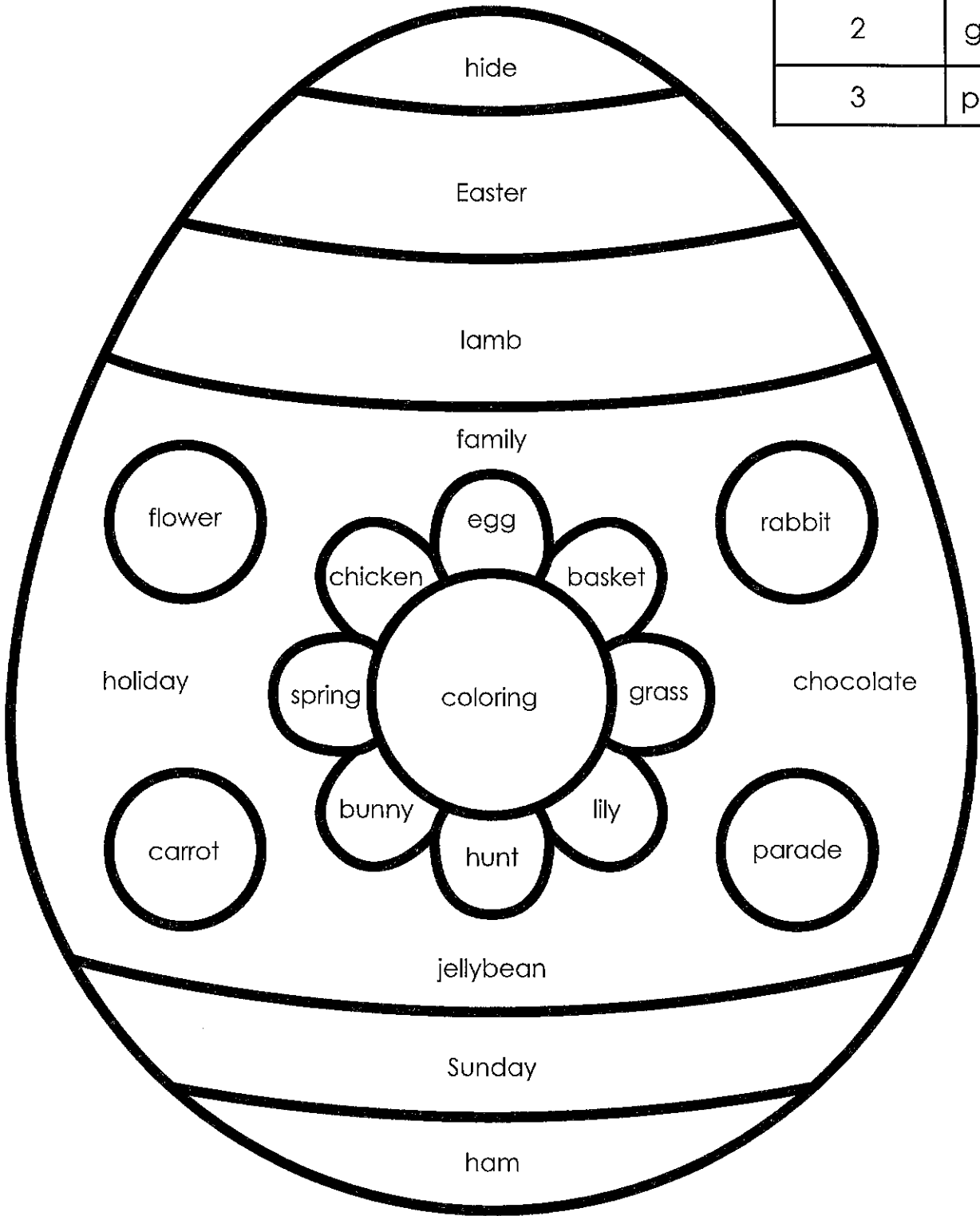
				

<p>EASTER BUNNY</p> 	<p>EASTER BASKET</p> 	<p>CHOCOLATE BUNNY</p> 	<p>JELLY BEANS</p> 	<p>CHICK</p> 
<p>EASTER BONNET</p> 	<p>LAMB</p> 	<p>HAM</p> 	<p>DUCK</p> 	<p>LILLY</p> 
<p>HAPPY EASTER</p> 	<p>DAFFODIL</p> 	<p>UMBRELLA</p> 	<p>PARADE</p> 	<p>PAINTING EGGS</p> 
<p>HEN</p> 	<p>CALENDAR</p> 	<p>EGG HUNT</p> 	<p>TULIP</p> 	<p>EASTER CARD</p> 
<p>STRIPED EGG</p> 	<p>ZIG-ZAG EGG</p> 	<p>SPOTTED EGG</p> 	<p>BUNNY EGG</p> 	<p>CRACKED EGG</p> 
<p>CLOWN EGG</p> 	<p>FLOWER EGG</p> 	<p>STARRY EGG</p> 	<p>RIBBON EGG</p> 	<p>WALKING EGG</p> 

Name: _____

Count the number of syllables in each word.
Color the egg according to the key.

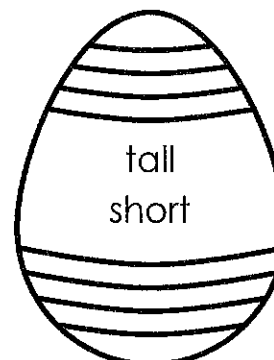


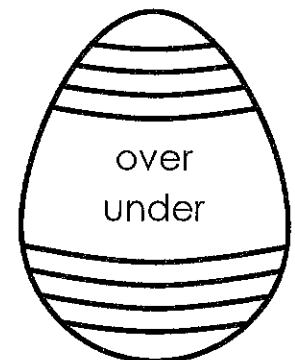
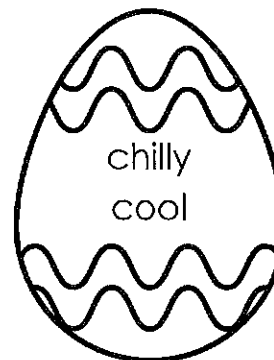





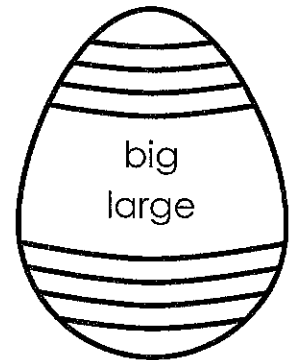



KEY	
Number of Syllables	Colors
1	pink
2	green
3	purple



Name: _____

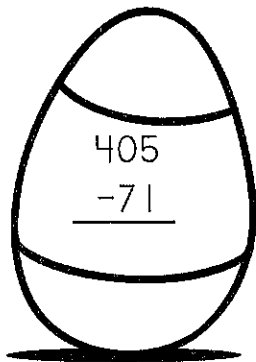
Synonyms and Antonyms

Color the eggs with **synonyms** blue and yellow.
Color the eggs with **antonyms** pink and green.

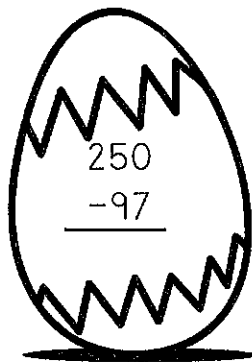


Name: _____

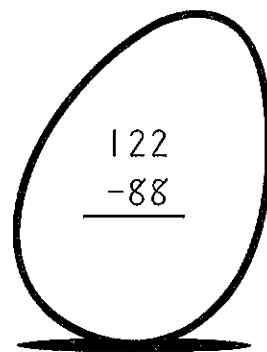
Solve the equations. Then, color the eggs (make sure your answers can still be read).



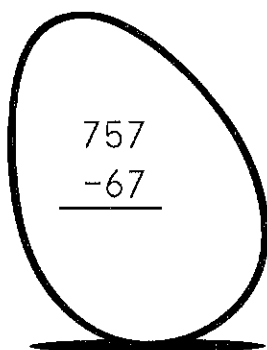
405
-71
——



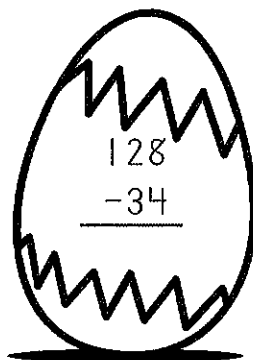
250
-97
——



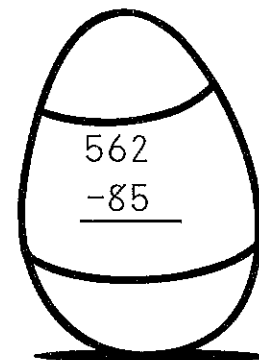
122
-88
——




757
-67
——



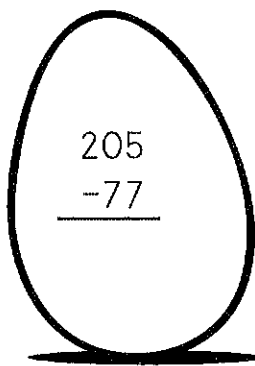
128
-34
——



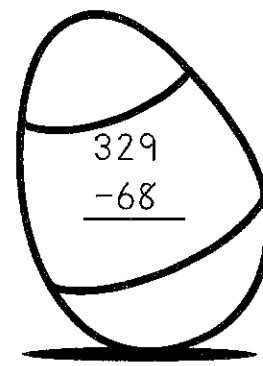
562
-85
——



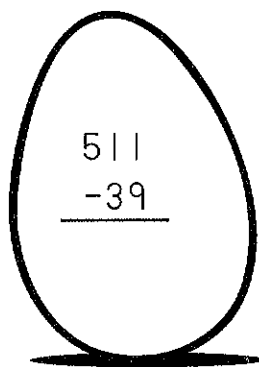
222
-38
——



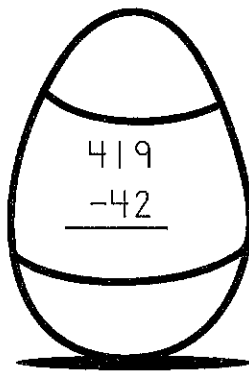
205
-77
——



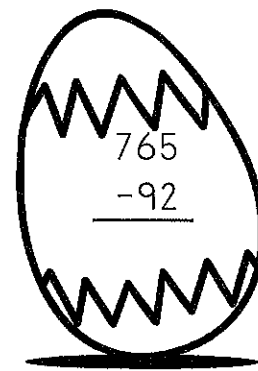
329
-68
——



511
-39
——




419
-42
——



765
-92
——

Name: _____

Write the answer for each problem. Then color according to the key at the bottom.



 Brown 0, 8

 Green 7

 Yellow 6, 9


 Blue 1, 4

 Red 3

 Purple 5

 Pink 2


Rabbit Paper Bag Puppet



Step 1: Print the rabbit puppet. Then use your favorite crayons and markers to color it in.

Step 2: Cut out the shapes along the solid outer black line.

Step 3: Paste the rabbit pieces onto the paper bag and enjoy.



Rabbit Paper Bag Puppet

