



H.L. Lubker Elementary School



Bald Knob School District



LEA 7301001



State Grade



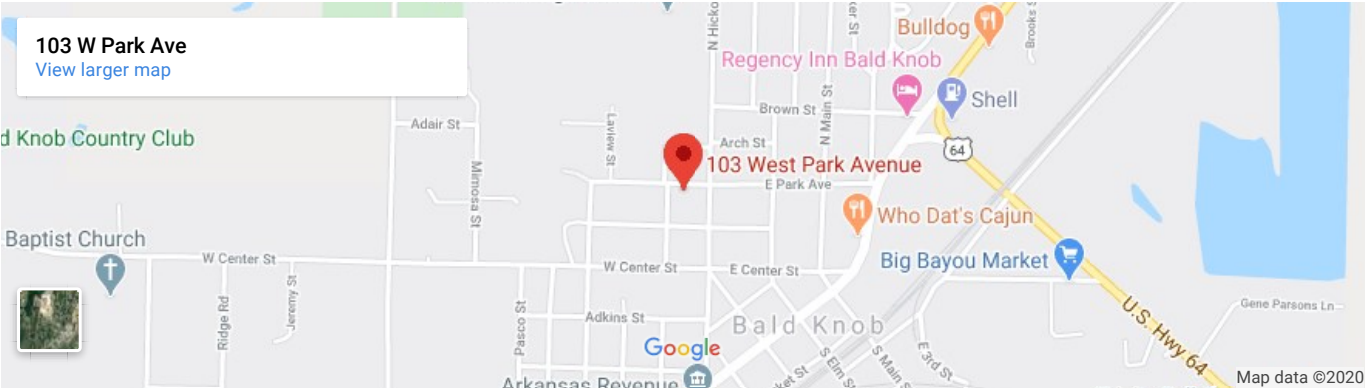
(501) 724-3714



[View Website](#)

Information

School District	Bald Knob School District - 7301000
Grades Served	K - 5
Enrollment	514
School Hours	8:00 AM - 3:15 PM
Before School Program	✗ NO
After School Program	✓ YES
Weekend Program	✗ NO
Summer Program	✗ NO
Breakfast Program (No cost to students)	✗ NO
Lunch Program (No cost to students)	✗ NO
Academic Programs	Gifted and Talented
Enrichment Programs	After School Activities
Waivers view details	Flexible Schedule
County	White
Congressional District	Arkansas's 2nd Congressional District
Co-op	Wilbur D. Mills Educ. Co-Op - 7320000
Representatives	David Hillman - 13 Jim Wooten - 45 Craig Christiansen - 47
Senators	Ronald Caldwell - 23 Jonathan Dismang - 28



103 West Park ST
Bald Knob, AR 72010

Links

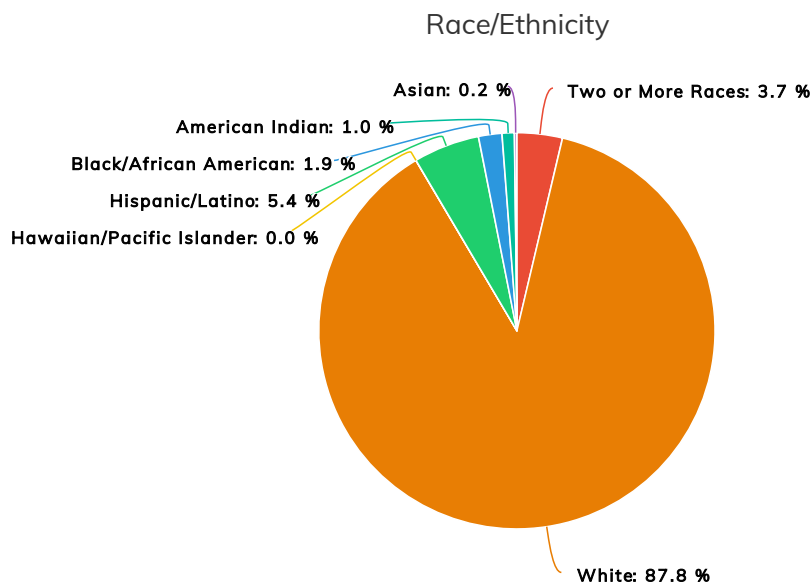
[Community Census Data](#)

[Labor Market Information](#)



Statistics

College Going Rate	N/A	English Learners	2 %
District Per Pupil Expenditures	\$9,690.72	Low Income	70 %
Graduation Rate	N/A	Average Years Teaching Experience	7.45
Student to Teacher Ratio	12 : 1	Students Eligible to Receive Special Education	15 %
Average Class Size	16		



2016 - 2017 • Accountability At-a-Glance • H.L. Lubker Elementary School

Contact Information

H.L. Lubker Elementary School | Bald Knob School District
Principal: Lisa Moore | Superintendent: Melissa Gipson
103 West Park ST Bald Knob, AR 72010-
<http://baldknobschools.org> | (501) 724-3714

Student Information

Grades	K - 5	Total Enrollment	514
Black	1.95 %	English Learners	1.56 %
Hispanic	5.45 %	Low-Income	70.43 %
White	87.74 %	Special Education	15.18 %

Public School Rating Score (State Accountability: A-F Letter Grade)

State
Accountability

Public
School
Rating

C

Rating
Scale

A = 80.35 and Above
B = 73.47 - 80.34
C = 65.98 - 73.46
D = 58.97 - 65.97
F = 0.00 - 58.96

* Alternative Education (AE) program students included in attendance zone for school rating

[Learn More about Public School Rating](#)

School Performance on the ESSA School Index Score (Federal Accountability)



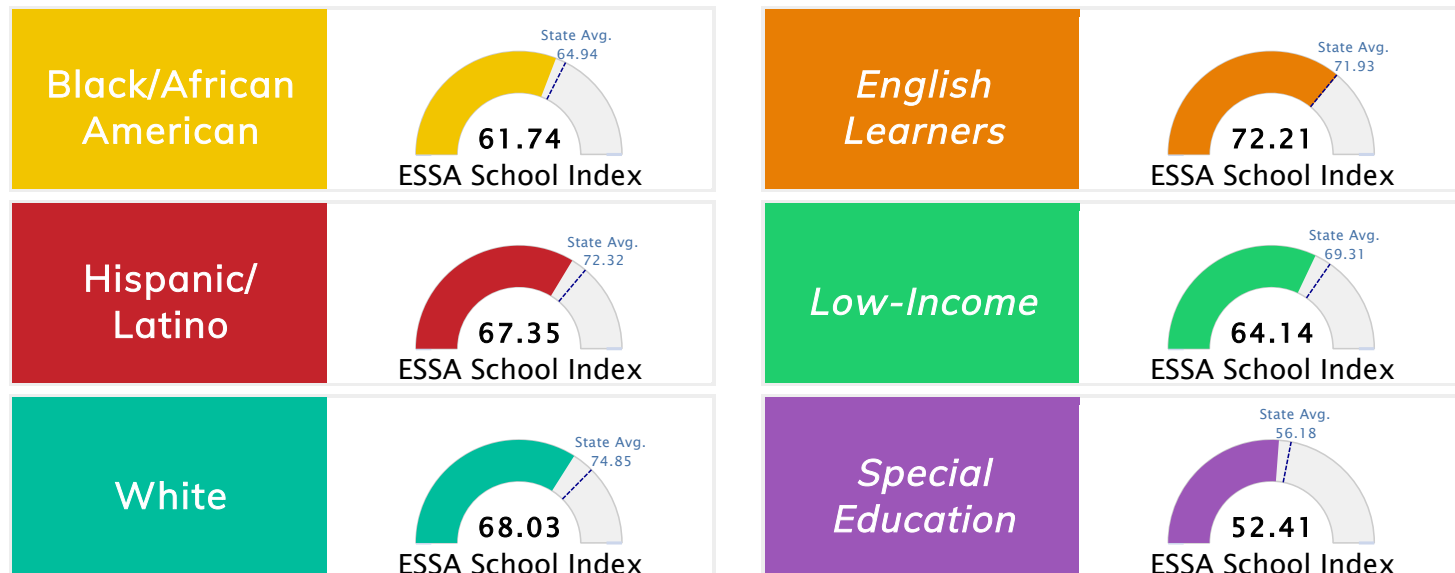


All Students



ESSA School Index

Graph represents where scores fall in comparison to state averages. For more information about the Every Student Succeeds Act and the ESSA School Index, visit arkansased.gov.



Note: Full color represents score

Prepared by the Arkansas Department of Education