

## Student Log-On Instructions

(For iPads)

Required Apps:



**Clever**

**i-Ready**

*\*These must be downloaded from the iTunes store in order to Sign in to i-Ready\**

**1. Click on the Clever App**

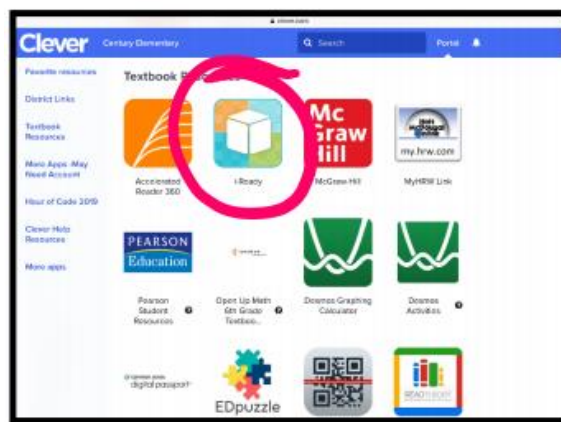
**2. Students will have the option to scan a badge if they have one**



**3. Once Badge is scanned, they will be**

**Take to their portal**

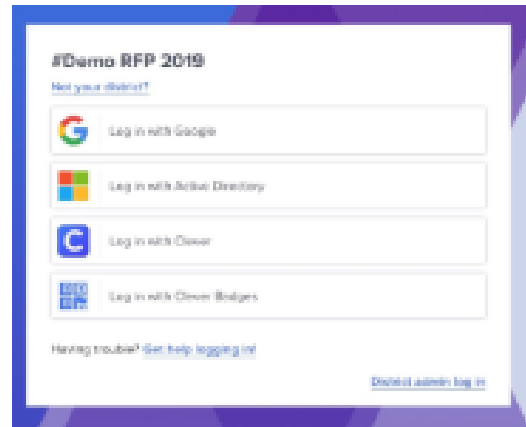

**4. Students will click on the i-Ready icon**



5. If students do not use a Badge, click this button:

6. And use your student email and Please password:

(Student ID 2700XXXX@students.hesdk8.org)



7. Students will be taken to the portal

\*Click on i-Ready icon\*

8. After you click on i-Ready,

you will get this screen:

\*Click "Open"

