

**BOARD OF TRUSTEES REGULAR BOARD MEETING
GUSTINE UNIFIED SCHOOL DISTRICT
1500 MEREDITH AVENUE
GUSTINE, CA 95322
WEDNESDAY, FEBRUARY 14, 2018
5:30 P.M. Closed Session
7:00 P.M. Open Session**

I. CALL TO ORDER - 5:30 p.m.

A. Roll Call

Mrs. Crickett Brinkman, President
Mr. Kevin Cordeiro, Clerk
Ms. Pat Rocha, Board Member
Mrs. Loretta Rose, Board Member
Mr. Richard Smith, Board Member

B. Public Comment

The public may comment on any closed session agenda item.

II. CLOSED SESSION

A. Personnel – Public Employee Resignation, Discipline, Dismissal, Release, Employment

B. Conference with Labor Negotiator

Designated negotiator: Crickett Brinkman, Board President
Unrepresented employee: Superintendent

III. RECONVENE TO OPEN SESSION – MEETING WILL BE RECORDED – 7:00 p.m.

A. Pledge of Allegiance

B. Report from Closed Session

C. Revision/Adoption/Ordering of Agenda

D. Disability-Related Modifications

Request for any disability-related modification or accommodation, including auxiliary aids or services in order to participate in the public meeting, may be made by contacting the Gustine Unified School District Office at (209) 854-3784 at least four (4) days prior to the scheduled meeting. Agendas and other writings may also be requested in alternative formats, as outlined in Section 12132 of the Americans With Disabilities Act.

IV. REPORTS AND PRESENTATIONS

A. Student Report

B. Board Reports

C. Superintendent Report

D. Attendance Report

E. Financial Report

V. CONSENT AGENDA

Items under Consent are considered as a group. Only one motion is necessary to approve these items. Consent items are of a routine nature and for which the Superintendent recommends approval. In accordance with the law, the public has a right to comment on any agenda item. At the request of any member of the Board, any item of the Consent Agenda shall be removed and given individual consideration for action as a regular action item on the agenda.

A. Personnel

1. Bizzini Rathbun, Lacey – Resignation, Instructional Aide, GES
2. Flores, Nancy – Resignation, Instructional Aide, GES
3. Acosta, Leonard - Resignation from Board Measure P Sub Committee, GUSD
4. Onstine, Valerie – Assign Softball Volunteer Coach, GHS
5. Gallichio, Yolanda – Hire JV Softball Head Coach, GHS
6. Silva, Gary – Assign Baseball Volunteer Coach, GHS
7. Aginiga, Julie – Assign Softball Volunteer Coach, GHS
8. Nocito, Paul – Assign Track & Field Volunteer Coach, GHS
9. Kothenbeutel, Charlie – Assign Track & Field Volunteer Coach, GHS
10. Hope, Ashlee – Hire Track & Field Head Coach, GHS
11. Mora, Stephanie – Hire AVID Tutor, GMS
12. Aguayo, Claudia – Hire Instructional Aide (Temporary), GMS
13. Gallichio, Yolanda – Assign Assistant Basketball Volunteer Coach
14. Beevers, Megan – Hire Instructional Aide (Temporary), GES

B. Minutes

1. January 10, 2018, Regular Meeting
2. January 13, 2018, Special Meeting
3. January 18, 2018, 2:00 pm Special Meeting
4. January 18, 2018, 5:00 pm Special Meeting (Joint Study Session)

C. Yearly Renewals and Contracts

1. Isom Advisors Consulting Services Agreement for Annual Debt Transparency Report.
2. Ruckus Wireless Support Renewal

D. Donations

1. Gustine Athletic Boosters - \$250.00 to GHS Football
2. Gustine Athletic Boosters - \$350.00 to GHS Soccer
3. Gustine Athletic Boosters - \$266.74 to GHS Volleyball
4. Gustine Athletic Boosters - \$100.00 to GHS Boys' Basketball
5. Gustine Athletic Boosters - \$300.00 to GHS Girls' Soccer
6. Gustine Athletic Boosters - \$300.00 to GHS Boys' Soccer
7. Gustine Athletic Boosters - \$400.00 to GHS Girls' Basketball
8. Gustine Athletic Boosters - \$400.00 to GHS Boys' Basketball
9. Pometta, Carol – Saxophone to GHS Band

VI. INFORMATION

- A. None

VII. COMMUNICATION FROM THE PUBLIC

Members of the public may bring before the Board matters that are not listed on the agenda. The Board may refer such a matter to the Superintendent or designee or take it under advisement, but shall not take action at that time. Comments will be accepted during this time concerning any action item on the agenda. The Board will consider all comments prior to taking action on the item as listed on the agenda in the Action Item section. (Gov. Sec. 54954.3) Individual speakers shall be allowed three minutes to address the Board on each agenda or non-agenda item (BP 9323).

VIII. ACTION

A. Warrants

Recommendations:

It is recommended that the Board of Trustees ratify the warrants.

B. Employment Contract - Superintendent

Recommendations:

It is recommended that the Board of Trustees approve the Employment Contract - Superintendent.

C. GES Requisition to Renaissance

Recommendations:

It is recommended that the Board of Trustees approve GES Requisition to Renaissance.

D. Board Policy Updates October 2016 (Second Reading)

Recommendations:

1. It is recommended that the Board of Trustees waive the reading of the Board Policy Updates October 2016.
2. It is recommended that the Board of Trustees approve the Board Policy Updates October 2016.

E. Measure P Bond Project Prioritization Plan

Recommendations:

It is recommended that the Board of Trustees approve Measure P Bond Project Prioritization Plan.

F. AT&T CALNET3 E-Rate Contract for the District WAN (wide area network) connection to MCOE (Merced County Office of Education)

Recommendations:

It is recommended the Board of Education approve AT&T CALNET3 as the selected vendor to provide the District WAN (wide area network) 10GB connection to MCOE (Merced County Office of Education).

G. Proposal/Agreement to Prepare Developer Fee Justification Study

Recommendations:

It is recommended that the Board of Trustees approve the Proposal/Agreement to Prepare Developer Fee Justification Study.

H. CSBA Delegate Assembly Election for 2018

Recommendations:

It is recommended that the Board of Trustees vote for one candidate in the Merced County Subregion 8-D.

I. Board Policy Updates December 2016 (First Reading)

Recommendations:

It is recommended that the Board of Trustees waive the reading of the Board Policy Updates December 2016.

J. Project Management Services Contract

Recommendations:

It is recommended that the Board of Trustees approve the Project Management Services Contract.

K. Psychologist Independent Contractor Agreement

Recommendations:

It is recommended that the Board of Trustees approve the Psychologist Independent Contractor Agreement.

L. GES, RES, GMS, GHS, and PHS SARCs

Recommendations:

It is recommended that the Board of Trustees approve GES, RES, GMS, GHS, and PHS SARCs.

M. Purchase of Network Switch from Ampro Data Services

Recommendations:

It is recommended that the Board of Trustees approve Purchase of Network Switch from Ampro Data Services.

N. Amended Terms to Original Interim Superintendent's Contract

Recommendations:

It is recommended that the Board of Trustees approve the Amended Terms to Original Interim Superintendent's Contract.

IX. ADVANCED PLANNING

- A. Regular Board Meeting – March 14, 2018 @ 7:00 p.m.

X. ADJOURN TO CLOSED SESSION (If needed)

XI. RECONVENE TO OPEN SESSION

XII. REPORT FROM CLOSED SESSION

XII. ADJOURNMENT

REPORTS AND PRESENTATIONS

Aubrie Hazan
2017-2018 Commissioner of Academics

February 2018 Report

Winter Homecoming was Friday, January 26th. The theme was Wizard of Oz "There's no Place Like Homecoming". Students from different clubs got to attend a leadership conference at Grace Davis High School on February 2nd.

ASB: ASB hosted our Winter Formal which was held at the Al Goman Center on January 27th and the theme was "A Night Around The World". ASB is currently preparing for our annual 8th grade orientation.

AVID: Senior and Junior AVID classes hosted 8th grade AVID shadow day on Monday, January 29th. 8th graders got to spend the day following GHS AVID upperclassmen to their classes and experience the high school.

Basketball: The winter homecoming basketball game was on January 26th against the Mariposa Bears. The boys second and final game against Orestimba for the season was on February 2nd and Reds Varsity boys took the win and brought the totem home!

Baseball/Softball: Conditioning for both boys and girls started January 29th and try-outs began February 5th at the high school fields.

Tennis: Tennis tryouts began February 5th at the middle school tennis courts

FFA: Students have purchased their May Day Fair Livestock. Super Saturday at Merced College was on January 27th with Camille Alamo winning 1st in Prepared Public Speaking, Nicole Moitozo placing 2nd and Marco Marsigli 3rd in the Job Interview contest. The 3 of them will be advancing on to the regional contest in March. February 7 was the Merced Mariposa FFA Sectional Awards Dinner; students who competed in the contest attended with their families and the ag teachers. Gustine students were awarded 9 gold awards, 1 silver, 4 merit awards, and 3 scholarships. February 9th-10th a group of students will be attending the Made for Excellence and Advanced Leadership Academy conferences in Modesto. FFA Sweetheart contestants are currently selling mylar heart balloons to raise money for Gustine FFA, they are \$3 each.



Romero Elementary School, 13500 W. Luis Road, Santa Nella California 95322

Phone: 209-854-6177 Fax: 209-826-6858

Terry L. Souza, Principal

Romero Elementary Board Report:

Happy Valentine's Day

Here is what has been and is happening at Romero Elementary School:

Romero has been busy. Our enrollment has increased to 249 students. Lots of learning and churning here at Romero.

In January, we had an assembly called, Lost Realms Pets Assembly. It was a great experience for all. Students were able to hold exotic animals and learn about how they survive in the wild.

On January 25, 2018, we had our second ELAC/SSC meeting. We discussed PBIS and our ELD Task Force team. We also shared about Reclassifications and the new Language Proficiency Assessment called LPAC. We also discussed the upcoming CAASPP/CAST Assessment in ELA, Math and Science for 5th Grade.

On January 26, 2018, Merced County presented an assembly on Bullying for all grades. Students had the opportunity to get involved and share ideas on how we can stop bullying and help others.

In January, teachers have been busy with Eureka Math Study Lessons. Grade Levels from RES and GES have been working and observing lessons to improve on the delivery of math lessons. Teachers will continue to be busy with the Eureka Math Study Lesson throughout the month of February too.

We began our Pennies for Patients penny drive. A representative came from Sacramento to do an assembly kick off on Tuesday, February 1. Students have already brought in \$100.00 worth of pennies to help find a cure!

On Monday, February 5, Romero held a parent meeting with parents whose students are up for Reclassification. Many parents attended. Rachael Johnson shared how the reclassification process works and answered questions. Twenty-seven (27) students are eligible for reclassification at Romero this year. HOORAY for them!

On February 12 Gustine High School FFA will be at Romero presenting to our 1st graders. It will be exciting for our students to learn about FFA.

Our Romero PTA is working hard at collecting donations for our LOVE ROMERO day on March 24. Hope to see everyone here! They have held many fundraisers. On February 1 the Romero PTA held a fundraiser at Panda Express in Santa Nella.

Romero teachers have been collaborating on PBIS. We have started developing our behavior matrix, focus word (PRIDE) and our three Levels of reward systems. Next step is to work on our three levels of consequences. We will continue our discussions throughout the remainder of the year with full implementation in 2018-2019.

The Romero ELD Task Force has begun work at looking at data and ELD strategies we can implement now to support growth with our second language learners. During our PLC time, members of the ELD Task Force are sharing some ELD strategies they learned at our training with Soluciones/Solution Tree and modeling for teachers how to implement within their classrooms. One of the strategies is the "Pictorial Writing". It is a great strategy to see in progress.

Romero continues with our monthly Coffee Club mornings with parents. It is a perfect opportunity for me to sit down with parents, discuss praises and concerns. It provides me with an opportunity to work with families and find solutions to their concerns. Attendance at Coffee Club is about 20 parents.

Romero teachers continue to work in their PLCs looking at data to support instruction and student learning. Teachers at Romero have been able to incorporate smaller group instruction within the instructional day to deliver instruction at the level that meets student's needs. We have seen a growth on I Ready with many grade levels meeting or exceeding our mid-year SMART goal.

Thank you

Terry

GUSTINE ELEMENTARY SCHOOL



"Home of the Red-Tailed Hawk"

Expect Excellence!

2806 Grove Avenue • Gustine, CA 95322

(209) 854-6496 • FAX (209) 854-9165

Lisa Filippini, Principal

Tawnya Coffey, Assistant Principal

Administrative Report to the Gustine Unified School District

Board of Education

Date: February 7, 2018

School Enrollment: 543

MONTHLY HIGHLIGHTS:

Gustine Elementary School students participated in a play presented by Playhouse Merced, *Hercules, the Fourth Grade Hero*. Students enjoyed the experience; the evening and Saturday performance was well attended by family, friends and staff.

Students and staff participated in Kindness Week (1/29-2/2). Students and staff were challenged to complete a list of kind acts for their peers and/or colleagues.

GES began ELPAC testing on Feb. 5th; this is quite the endeavor. We have 254 students to test; we are hoping by beginning early, we will be completed before CAASPP testing begins. With so many students to test, this being the first time for a large ELPAC testing group, and with only two staff members trained to test we are cautiously optimistic that the testing will be done quickly and efficiently. So far, we are doing well with the testing and we are on schedule to meet our goal of finishing by the end of March. The test is challenging, but our students are putting forward their best efforts and doing a great job!

February 28th we will begin Kinder registration. We are trying a new approach this year with the online registration. We will offer times during the day (Feb. 28) and in the evening (March 1) for parents to come to our computer lab and get assistance with registration if needed. We will have our office staff available and translators as well.

Upcoming Events

Feb 12	3:15 School Site Council/ELAC
Feb 28-March 1	Kinder Registration
March 2	Read Across America Day & Father/Daughter Dance 4:30-6:30
March 9	2 nd Trimester Pride Rally



Gustine High School

501 North Avenue, Gustine, CA 95322

Phone: (209) 854-6414 Fax: (209) 854-1955

Dr. John Petrone, Principal Mr. Adam Cano, Asst. Principal Ms. Mary Lee Hellner, Dir. Student Services

February GHS Board Report

As we head into the last 1/3 of the school year GHS's enrollment is 567 with an additional 40 PHS students. Yes it is hard to believe that almost 2/3 of the school year has elapsed! We are already beginning some of the processes to be put into place for graduation including reserving all of our chairs!

Winter sports season is coming to a close, and some spring preseason conditioning activities have commenced. Congratulations to all of our athletes and coaches for another dedicated winter season competing for the Reds!

GHS has begun the process of preparing for our 6 year Western Association of Schools and Colleges (WASC) accreditation visit next year. You may or may not be familiar with this very thorough overview of our academic programs at the high school. Essentially the accreditation of our high school permits us to grant state endorsed high school diplomas. Needless to say this process is vital to a high school and it is imperative that we are successful in this endeavor. I would like to personally thank the Board for approving our two WASC stipends and for Ms. Noceti, and Ms. Estacio for volunteering to assume these two vital roles!

I would also like to again acknowledge my leadership team, teachers and hardworking staff at GHS. I firmly believe that they are the reason I have been so humbly awarded the honor of 2018 ACSA Region IX Secondary School Principal of the Year. We often think that we work in relative obscurity out here on the "Westside"! While we do not work for the recognition, it is truly humbling when others in the profession recognize the work we do. Ultimately at the end of the day it is certainly not about me, or any other individual, we do what we do for the kids. It always was, always is, and always will be about them!

"I am a member of a team, and I rely on the team, I defer to it and sacrifice for it, because the team, not the individual, is the ultimate champion." – Mia Hamm

- Dr. John Petrone

Director's Report to the Gustine Unified School District
Board of Education

Name: Cheryl Pometta

Position: Transportation Director

Date: 2/8/17

MONTHLY HIGHLIGHTS

6 of our drivers will be competing in a practice Bus Roadeo this Saturday in Atwater. They will be doing 5 different events. Parallel Parking, Offset Alley, Student Escort Stop, Written exam and Emergency Evacuation for trips. They will be receiving In-Service hours and getting great practice on maneuvering the bus in tight spaces.

Bus 2014 is in Woodland having the Air Conditioner installed, we hope it comes back this week.

DIRECTOR'S REPORT TO THE GUSTINE UNIFIED SCHOOL DISTRICT BOARD OF EDUCATION

Name: Russell Hazan

Position: Director of Maintenance and Operations

Date: 2/14/18

MONTHLY REPORT

This month the maintenance department have been busy with many projects. At Gustine High School, we have been prepping the baseball and softball fields for the upcoming season. With the early spring weather, we have been trying to keep up with weed abatement at all our school sites, and testing our irrigation systems after our short winter. Next month, we will be renovating the dry storage room at Gustine High School, installing new exterior lighting throughout the district, and begin preparing for summer projects.

Romero Elementary School:

- Repaired fire alarm
- Replaced all alarm (fire & burglar) batteries
- Weed abatement
- Fire inspection
- Tested emergency lighting
- Basic maintenance and work order completion as needed

Gustine Elementary School:

- Replaced all alarm (fire & burglar) batteries
- Weed abatement
- Fire inspection
- Tested emergency lighting
- Irrigation repair
- Basic maintenance and work order completion as needed

Gustine Middle School:

- Replaced all alarm (fire & burglar) batteries
- Fire Inspection
- Weed abatement
- Plumbing repair
- Tested emergency lighting
- Basic maintenance and work order completion as needed

Gustine High School:

- Replaced all alarm (fire & burglar) batteries
- Grade track
- Weed abatement
- Prepped fields for spring sports
- Repair HVAC unit on room 20
- Tested emergency lighting
- Fire inspection
- Basic maintenance and work order completion as needed



Administrative Report to the Gustine Unified School District

February 2018

Name: Peter Duenas / Jennifer Hanshew
Principal

Position: Principal / Assistant

School Site: Gustine Middle School

Attendance: 94.14%

School Enrollment: 6th – 8th (429 Students)

Monthly Highlights:

Gustine Middle School Staff played against the boy / girls basketball team on January 31. The game was a close match where the teachers just edged out the students by 2 points. Final score was 30 – 28.

Eureka Math Training by Chrissy Newell was on January 24 and the 31. Mrs. Newell provided a lesson study for the math teachers to teach a math lesson and then go over what they saw on student engagement and improving the teaching of math at GMS.

Math 180 training for the math intervention teachers on February 9, 2018.

PBIS training for Gustine Middle School continues at MCOE. Mrs. Hanshew went with GES and GHS on February 6. The rest of the PBIS team would be going on February 14.

Gustine Middle School Winter Formal is on Friday, February 16, 2018 at the Al Goman Center from 6:00 pm, to 8:30 pm.

Gustine Middle School will be winding down their chocolate candy fundraiser on February 9, 2018.



Gustine Unified School District
Attendance Awareness Campaign
Attendance Summary and Enrollment
2017-2018 Month 5

2017-18 School Year Average Daily Attendance (ADA): Goal is 96%

Year:	2017	2017	2017	2017	2017	2017/2018	2018	2018	2018	2018	2018	YTD
Month:	1	2	3	4	5	6	7	8	9	10	11	Rate
Dates:	08/07-09/01	09/04/-09/29	10/02-10/27	10/30-11/24	11/27-12/22							
GES	96.09%	96.85%	95.49%	95.26%	95.06%							95.78%
RES	96.05%	96.22%	94.42%	94.43%	94.84%							95.23%
GMS	96.85%	96.26%	96.05%	96.70%	95.13%							95.83%
GHS	96.38%	95.22%	94.97%	94.17%	94.97%							95.21%
												95.53%

2017-18 School Year Enrollment

	9/1/2017	9/29/2017	10/27/2017	11/24/2017	12/22/2017	1/19/2018					
GES	556	555	553	545	525	544					
RES	252	255	253	240	239	242					
GMS	435	432	431	428	419	426					
GHS	592	593	592	581	560	556					
PHS	21	23	23	25	25	37					
TOTAL	1856	1858	1852	1819	1768	1805					

2016-2017 School Year: P-2 ADA was 94.69% for the Regular Program and 94.01% Overall

Year:	2016	2016	2016	2016	2016	2016/2017	2017	2017	2017	2017	2017	YTD
Month:	1	2	3	4	5	6	7	8	9	10	11	Rate
Dates:	8/8-9/2	9/5-9/30	10/3-10/28	10/31-11/25	11/28-12/23	12/26-1/20	1/23-2/17	2/20-3/17	3/20-4/14	4/17-5/12	05/15-06/02	
GES	95.87%	95.48%	95.51%	94.91%	94.56%	92.07%	93.14%	94.96%	94.83%	95.52%	93.78%	94.67%
RES	95.45%	96.93%	95.09%	95.19%	95.09%	91.49%	92.36%	94.36%	94.45%	93.70%	94.74%	94.44%
GMS	97.26%	96.03%	94.70%	95.02%	94.26%	91.80%	92.47%	95.32%	94.97%	94.47%	94.12%	94.72%
GHS	96.57%	95.72%	95.35%	95.33%	95.24%	91.67%	92.92%	94.90%	94.91%	94.03%	95.37%	94.82%
												94.69%

Change: Increase or Decrease in 2017-18 vs. 2016-17

Month:	1	2	3	4	5	6	7	8	9	10	11
GES	0.22%	1.37%	-0.02%	0.35%	0.50%						
RES	0.60%	-0.71%	-0.67%	-0.76%	-0.25%						
GMS	-0.41%	0.23%	1.35%	1.68%	0.87%						
GHS	-0.19%	-0.50%	-0.38%	-1.16%	-0.27%						

Note: Monthly %'s are only for Regular Program

Bold and Italics numbers have been revised from last month.

Site with highest attendance of the month

Increased as compared to same month in prior year

Increased as compared to prior year

Comments:

0.47% away from our District goal of 96% ADA

District enrollment declined by 51 due to the holiday season

Month enrollment is included and shows enrollment numbers beginning to recover from the holiday break.

GES and GMS have higher enrollment for month 5 as compared to a year ago.

January Financial Report

Gustine Unified School District - Monthly Financial Board Report

General Fund Budget Report					Jan 2018 (as of 2/8/18)
Summary by Objects	2017-2018 1st Int Budget	Expended Year To Date	Encumbered	Balance	Percent Remaining
Teacher Salaries	\$ 6,949,689	\$ 3,806,868	\$ 2,957,813	\$ 185,007	2.7%
Pupil Support Salaries	542,900	181,971	186,742	174,187	32.1%
Administration Salaries	1,379,872	831,066	482,707	66,098	4.8%
Total Certificated Salaries	\$ 8,872,461	\$ 4,819,906	\$ 3,627,263	\$ 425,292	4.8%
Instructional Aide Salaries	409,395	194,909	157,675	56,811	13.9%
Classified Support Salaries	1,019,400	570,152	386,553	62,695	6.2%
Classified Supervisor/Admin	381,126	209,072	158,151	13,903	3.6%
Clerical & Technical Salaries	543,250	304,505	216,589	22,157	4.1%
Other Classified Salaries	228,258	100,810	58,536	68,911	30.2%
Total Classified Salaries	\$ 2,581,429	\$ 1,379,447	\$ 977,504	\$ 224,477	8.7%
STRS Retirement	1,680,019	662,635	515,078	502,306	29.9%
PERS Retirement	367,022	189,505	144,812	32,705	8.9%
FICA/Medicare	324,261	164,273	120,798	39,191	12.1%
Health Benefits	1,690,295	867,312	676,290	146,694	8.7%
Unemployment Insurance	9,575	3,099	2,267	4,209	44.0%
Workers Compensation	233,670	127,101	92,963	13,607	5.8%
Retiree Benefits	261,845	74,136	0	187,709	71.7%
Total Employee Benefits	\$ 4,566,688	\$ 2,088,060	\$ 1,552,207	\$ 926,420	20.3%
Textbooks and Software Curriculum	354,941	59,640	5,218	290,083	81.7%
Vehicle/Maintenance Supplies	84,500	50,160	27,139	7,202	8.5%
Instructional & Other Materials/Supplies	1,418,520	354,105	236,140	828,275	58.4%
Non-Capitalized Equipment	214,708	123,351	18,556	72,801	33.9%
Total Books and Supplies	\$ 2,072,668	\$ 587,255	\$ 287,053	\$ 1,198,361	57.8%
Travel/Conference and Training	529,894	204,367	50,806	274,722	51.8%
Dues and Memberships	45,247	25,905	0	19,342	42.7%
Insurance	138,000	131,757	0	6,243	4.5%
Utilities and Operation Services	1,027,195	566,167	45,990	415,037	40.4%
Repairs and Maintenance	297,185	206,489	52,586	38,110	12.8%
Professional Services	831,933	489,597	0	342,336	41.1%
Communications	92,105	28,626	659	62,820	68.2%
Total Other Operating Expense	\$ 2,961,559	\$ 1,652,909	\$ 150,040	\$ 1,158,610	39.1%
Equipment & Other Capital Outlay	161,000	46,859	778	113,363	70.4%
Total Capital Outlay	\$ 161,000	\$ 46,859	\$ 778	\$ 113,363	70.4%
Transfers to MCOE	245,268	238,436	0	6,832	2.8%
Debt Payment - Interest & Principal	825,400	671,607	0	153,793	18.6%
Interfund Transfers	149,733	0	0	149,733	100.0%
Total Other Outgo	\$ 1,220,401	\$ 910,044	\$ -	\$ 310,357	25.4%
TOTALS	\$ 22,436,206	\$ 11,484,480	\$ 6,594,845	\$ 4,356,881	19.4%

@24.7% in
Jan 2017

General Fund Cash Flow Update & Comparison

Jan 2018 (as of 2/8/18)

Actual Ending Cash Balance:	\$ 4,969,112
Projected Ending Cash Balance:	2,726,093
Cash Over Projection	\$ 2,243,019

January Deposits/ Transfers

APPROVED AND UNAPPROVED TRANSACTIONS

NUMBER	DATE	ENTERED	DESCRIPTION	FD-RESC-Y-OBJT.SO-GOAL-FUNC-SCH-DD1-DD2	AMOUNT	A/R
LN.	DI	DETAIL	DESCR			
180008	01/05/2018	01/05/2018	January 2018 Deposit 1	ENTERED BY: HLUN APPROVED: 01/19/2018 KNOR		
1.	14	#1000-Insurance-C.Parreira	01-0000-0-9565.00-0000-7209-112-000-000		1,471.00	N
2.	14	#10001-Insurance-F&M Rocha	01-0000-0-9565.00-0000-7209-112-000-000		557.50	N
3.	14	#10002-Insurance-M. Ottoman	01-0000-0-9565.00-0000-7209-112-000-000		2,419.20	N
4.	14	#10003-Insurance-L.Hughes	01-0000-0-9565.00-0000-7209-112-000-000		1,354.00	N
5.	14	#10004-Insurance-C.Caporgno	01-0000-0-9565.00-0000-7209-112-000-000		130.80	N
6.	14	#10005-Insurance-A.Simmons	01-0000-0-9565.00-0000-7209-112-000-000		65.40	N
7.	14	#10006-Insurance-D.Shaw	01-0000-0-9565.00-0000-7209-112-000-000		65.40	N
8.	14	#10007-Rent NLV-	01-0000-0-8650.00-0000-0000-000-000-000		237.50	N
9.	14	#10008-Insurance-J&Aamaral	01-0000-0-9565.00-0000-7209-112-000-000		130.80	N
10.	14	#10009-Transp-112917-2	01-0823-0-8699.00-0000-3600-000-000-000		682.50	N
11.	14	#10010-Insurance-P.Bettencourt	01-0000-0-9565.00-0000-7209-112-000-000		77.80	N
12.	14	#10011-PSAT Testing Fee-CASH	01-0000-0-4312.00-1200-3160-310-000-000		160.00	N
13.	14	#10011-PSAT Testing Fee-	01-0000-0-4312.00-1200-3160-310-000-000		16.00	N
14.	14	#10012-Insurance-H.Vitorino	01-0000-0-9565.00-0000-7209-112-000-000		453.00	N
15.	14	#10013-Insurance-K.Borba	01-0000-0-9565.00-0000-7209-112-000-000		1.62	N
16.	14	#10014-Insurance-M.Borba	01-0000-0-9565.00-0000-7209-112-000-000		65.40	N
17.	14	#10015-Insurance-A.Avila	01-0000-0-9565.00-0000-7209-112-000-000		65.40	N
18.	14	#10016-Insurance-D.Ross	01-0000-0-9565.00-0000-7209-112-000-000		651.50	N
19.	14	#10017-Classroom Rent-	01-0000-0-8650.00-0000-0000-000-000-000		10.00	N
20.	14	#10018-Adult Ed Grant-	11-6391-0-8590.00-0000-0000-000-000-000		2,220.07	N
21.	14	#10019-Transp-7107-1	01-0823-0-8699.00-0000-3600-000-000-000		433.38	N
22.	14	#10020-Transp-71017-5	01-0823-0-8699.00-0000-3600-000-000-000		1,062.63	N
23.	14	#10021-Transp-71017-3	01-0823-0-8699.00-0000-3600-000-000-000		443.25	N
24.	14	#10022-Transp-71017-2	01-0823-0-8699.00-0000-3600-000-000-000		1,069.13	N
25.	14	#10023-Transp-71017-6	01-0823-0-8699.00-0000-3600-000-000-000		1,154.88	N
26.	14	#10024-GMS Rental CG-	01-0000-0-8650.00-0000-0000-000-000-000		160.00	N
27.	14	#10026-Credit For Return-	01-0000-0-4300.00-0000-7200-112-000-000		123.34	N
28.	14	#10027-Insurance-F&M Rocha	01-0000-0-9565.00-0000-7209-112-000-000		557.50	N
29.	14	#10028-Insurance-D.Adriano	01-0000-0-9565.00-0000-7209-112-000-000		65.40	N
30.	14	#10029-Transp-GESFTrip	01-0823-0-8699.00-0000-3600-000-000-000		441.75	N
31.	14	#10030-Insurance-L. Hughes	01-0000-0-9565.00-0000-7209-112-000-000		1,354.10	N
32.	14	#10031-Donation FFA-Chair	01-0000-0-8699.00-0000-0000-000-000-000		60.00	N
33.	14	#10032-Donation FFA-Chair	01-9418-0-8699.00-0000-0000-000-000-000		30.00	N
34.	14	#10033-FFA Donation-GHS	01-0000-0-8699.00-0000-0000-000-000-000		40.00	N
35.	14	#10034-Scrp Mtl-Maint-CASH	01-0000-0-4300.00-1203-1000-310-000-000		200.00	N
36.	14	#10035-Insurance-C.Martin	01-0000-0-9565.00-0000-7209-112-000-000		68.40	N
37.	14	#10036-Insurance-C.Caporgno	01-0000-0-9565.00-0000-7209-112-000-000		130.80	N
38.	14	#10037-MealReimb State-	13-5310-0-8520.00-0000-0000-000-000-000		13,602.16	N
39.	14	#10038-Insurance-C.Parreira	01-0000-0-9565.00-0000-7209-112-000-000		1,471.00	N
40.	14	#10039-Insurance-J.Roff	01-0000-0-9565.00-0000-7209-112-000-000		1,374.80	N
41.	14	#10040-Adult Ed Grant-	11-6391-0-8590.00-0000-0000-000-000-000		15,021.33	N
42.	14	#09999-Insurance-D.Adriano	01-0000-0-9565.00-0000-7209-112-000-000		65.40	N
TOTAL AMOUNT					49,764.14 *	

180009	01/26/2018	01/26/2018	JANUARY DEPOSIT	ENTERED BY: HLUN APPROVED: 01/30/2018 KNOR		
1.	14	#10041-Insurance-K. Streifel	01-0000-0-9565.00-0000-7209-112-000-000		1,076.00	N
2.	14	#10042-Meal Fed-OctNov	13-5310-0-8220.00-0000-0000-000-000-000		168,211.43	N
3.	14	#10043-Meal CACFP-OCTNov	13-5320-0-8220.00-0000-0000-000-000-000		16,689.25	N

CONTINUED

APPROVED AND UNAPPROVED TRANSACTIONS

NUMBER	DATE	ENTERED	DESCRIPTION	FD-RESC-Y-OBJT.SO-GOAL-FUNC-SCH-DD1-DD2	AMOUNT	A/R
LN.	DI	DETAIL	DESCR			
180009		CONTINUED				
4.	14	#10044-OLM Rent-	01-0000-0-8650.00-0000-0000-000-000		110.00	N
5.	14	#10045-Transp-112917-1	01-0823-0-8699.00-0000-3600-000-000-000		377.38	N
6.	14	#10046-Insurance-A.Simmons	01-0000-0-9565.00-0000-7209-112-000-000		65.40	N
7.	14	#10047-Insurance-L.Borrelli	01-0000-0-9565.00-0000-7209-112-000-000		1,450.80	N
8.	14	#10048-Insurance-L.Borrelli	01-0000-0-9565.00-0000-7209-112-000-000		1,450.80	N
9.	14	#10049-Insurance-D.Shaw	01-0000-0-9565.00-0000-7209-112-000-000		65.40	N
10.	14	#10050-Insurance-M. Rotert	01-0000-0-9565.00-0000-7209-112-000-000		196.20	N
11.	14	#10051-Insurance-L.McGowen	01-0000-0-9565.00-0000-7209-112-000-000		196.20	N
12.	14	#10052-Insurance-J&A Amara	01-0000-0-9565.00-0000-7209-112-000-000		130.80	N
13.	14	#10053-AT&T E-Rate Reimb	01-0000-0-8699.00-0000-0000-000-000-000		45.29	N
14.	14	#10054-Adult Ed Grant-	11-6391-0-8590.00-0000-0000-000-000-000		15,021.33	N
15.	14	#10055-CTA Reimb-	01-0824-0-1170.00-1110-1000-112-000-104		607.00	N
16.	14	#10056-Insurance-D.Ross	01-0000-0-9565.00-0000-7209-112-000-000		651.50	N
17.	14	#10057-Insurance-H.Vitorino	01-0000-0-9565.00-0000-7209-112-000-000		453.00	N
18.	14	#10058-Insurance-P.Bettencourt	01-0000-0-9565.00-0000-7209-112-000-000		77.80	N
19.	14	#10059-Insurance-M.Borba	01-0000-0-9565.00-0000-7209-112-000-000		65.40	N
20.	14	#10060-Insurance-A.Avila	01-0000-0-9565.00-0000-7209-112-000-000		65.40	N
21.	14	#10061-Insurance-K.Borba	01-0000-0-9565.00-0000-7209-112-000-000		1.62	N
22.	14	#10062-Insurance-L.Rose	01-0000-0-9565.00-0000-7209-112-000-000		516.70	N
23.	14	#10064-Caf Sale milk-CASH	13-5320-0-4300.00-0000-3700-112-000-000		111.00	N
24.	14	#10065-Transp-122017-3	01-0823-0-8699.00-0000-3600-000-000-000		88.13	N
25.	14	#10066-Transp-122017-1	01-0823-0-8699.00-0000-3600-000-000-000		115.25	N
26.	14	#10067-Boot Camp Rent-	01-0000-0-8650.00-0000-0000-000-000-000		140.00	N
27.	14	#10068-Insurance-J.Roff	01-0000-0-9565.00-0000-7209-112-000-000		1,374.80	N
28.	14	#10069-Insurance-K&Jcordeiro	01-0000-0-9565.00-0000-7209-112-000-000		1,171.20	N
29.	14	#10072-OLM Rent-Dec	01-0000-0-8650.00-0000-0000-000-000-000		60.00	N
			TOTAL AMOUNT		210,585.08 *	
			DISTRICT TOTAL		260,349.22 **	
			GRAND TOTAL		260,349.22 ***	

APPROVED AND UNAPPROVED TRANSACTIONS

Number	Date	Entered	Description	FD-RESC-Y-OBJT.SO-GOAL-FUNC-SCH-DD1-DD2	Debit	Credit
LN. Di	Detail	descr				
980332	01/04/2018	01/04/2018	STRS 18-05 P&I PULLS	Entered by: REAT Approved: 01/05/2018 RCAS		
4. 014	STRS 18-05 P&I PULLS		01-0100-0-9557.00-0000-0000-000-000-000	2.10		
			TOTAL AMOUNT	2.10*		0.00*
980338	01/09/2018	01/09/2018	17-18 RURAL & LOW INCOME SCHLS	Entered by: KNOR Approved: 01/12/2018 CBEL		
3. 014	17-18 RURAL & LOW INCOME SCHLS		01-4126-0-8290.00-0000-0000-000-000-000		21,981.00	
			TOTAL AMOUNT	0.00*		21,981.00*
980342	01/09/2018	01/09/2018	17-18 SUPP EFFECTIVE INSTR	Entered by: KNOR Approved: 01/12/2018 CBEL		
16. 014	17-18 SUPP EFFECTIVE INSTR		01-4035-0-8290.00-0000-0000-000-000-000		13,487.00	
			TOTAL AMOUNT	0.00*		13,487.00*
980343	01/09/2018	01/09/2018	16-17 YOUTH RISK BEHAVIOR	Entered by: KNOR Approved: 01/12/2018 CBEL		
1. 014	16-17 YOUTH RISK BEHAVIOR		01-0000-0-8290.00-0000-0000-000-000-000		500.00	
			TOTAL AMOUNT	0.00*		500.00*
980346	01/09/2018	01/09/2018	CURRENT SECURED 122917	Entered by: KNOR Approved: 01/12/2018 CBEL		
20. 014	CURRENT SECURED 122917		01-0000-0-8041.00-0000-0000-000-000-000		115,530.43	
			TOTAL AMOUNT	0.00*		115,530.43*
980377	01/09/2018	01/09/2018	CUR SEC HOPTR 17-18	Entered by: KNOR Approved: 01/12/2018 CBEL		
20. 014	CUR SEC HOPTR 17-18		01-0000-0-8021.00-0000-0000-000-000-000		11,743.52	
			TOTAL AMOUNT	0.00*		11,743.52*
980372	01/11/2018	01/11/2018	GUSTINE RDA RESIDUAL	Entered by: KNOR Approved: 01/12/2018 CBEL		
1. 014	GUSTINE RDA RESIDUAL		01-0000-0-8047.00-0000-0000-000-000-000		43,259.07	
			TOTAL AMOUNT	0.00*		43,259.07*
980373	01/11/2018	01/11/2018	GUSTINE RDA PASSTHRU	Entered by: KNOR Approved: 01/12/2018 CBEL		
1. 014	GUSTINE RDA PASSTHRU		01-0000-0-8047.00-0000-0000-000-000-000		4,923.92	
2. 014	GUSTINE RDA PASSTHRU		01-0000-0-8625.00-0000-0000-000-000-000		6,447.73	
			TOTAL AMOUNT	0.00*		11,371.65*
680524	01/17/2018	01/17/2018	Reimb Gustine for SpEd meals	Entered by: JSTU Approved: 01/19/2018 CNEL		
4. 014	Reimb from MCOE-Oct SpEd meals		13-5310-0-8634.00-0000-0000-000-000-000		278.25	
5. 014	Reimb from MCOE-Nov SpEd meals		13-5310-0-8634.00-0000-0000-000-000-000		212.75	
6. 014	Reimb from MCOE-Dec SpEd meals		13-5310-0-8634.00-0000-0000-000-000-000		159.50	
			TOTAL AMOUNT	0.00*		650.50*
980380	01/17/2018	01/17/2018	17-18 1ST QTR LOTTERY	Entered by: KNOR Approved: 01/19/2018 CBEL		
29. 014	17-18 1ST QUARTER LOTTERY		01-1100-0-8560.00-0000-0000-000-000-000		106,901.82	
30. 014	17-18 1ST QUARTER LOTT PROP 20		01-6300-0-8560.00-0000-0000-000-000-000		1,303.53	
			TOTAL AMOUNT	0.00*		108,205.35*
980389	01/25/2018	01/25/2018	CURRENT SECURED 011918	Entered by: KNOR Approved: 01/30/2018 MBEN		
20. 014	CURRENT SECURED 011918		01-0000-0-8041.00-0000-0000-000-000-000		64,363.09	
			TOTAL AMOUNT	0.00*		64,363.09*

014 Gustine Unified School Dist.
Cash Receipts (TF's)-Jan

Transfer Transactions

J48953 TF0100 L.00.01 02/08/18 PAGE 2

Date last used from: 01/01/2018 To 01/31/2018
Transaction Number from: 0 To 999999
Date entered from: 00/00/0000 To 99/99/9999

APPROVED AND UNAPPROVED TRANSACTIONS

Number	Date	Entered	Description		Debit	Credit
LN. Di	Detail	descr	FD-RESC-Y-OBJT.SO-GOAL-FUNC-SCH-DD1-DD2			
180007	01/26/2018	01/26/2018	To Cover AP Jan18 Batch34	Entered by: HLUN Approved: 01/29/2018 KNOR		
1. 014	SetUp	DueTo01-0000forAP012618	13-5310-0-9619.00-0000-0000-000-000-000			6,000.00
2. 014	SetUp	DueFr13-5310forAP012618	01-0000-0-9319.00-0000-0000-000-000-000		6,000.00	
			TOTAL AMOUNT		6,000.00*	6,000.00*
980391	01/29/2018	01/29/2018	17-18 JAN APPORTIONMENT	Entered by: KNOR Approved: 01/30/2018 MBEN		
42. 014	STATE AID		01-0000-0-8011.00-0000-0000-000-000-000			1,118,723.00
43. 014	AB 602		01-6500-0-8311.00-5001-0000-000-000-000			41,585.00
44. 014	LCFF TF to MCOE		01-0000-0-7142.00-0000-9200-000-000-000		14,470.00	
45. 014	LCFF TF to MCOE PY		01-0000-0-7142.00-0000-9200-000-000-000		1,068.00	
			TOTAL AMOUNT		15,538.00*	1,160,308.00*
			DISTRICT TOTAL		21,540.10**	1,557,399.61**
			GRAND TOTAL		21,540.10***	1,557,399.61***

January

Food

Services

Report

Gustine Unified School District - Monthly Board Report

Food Services Department

Cafeteria Fund Budget Report

Jan 2018 (as of 2/8/18)

<u>Summary by Objects</u>	2017-2018 <u>1st Int Budget</u>	Rec/Exp <u>Year To Date</u>	<u>Encumbered</u>	<u>Balance</u>	Percent <u>Remaining</u>
TOTAL REVENUES	\$ 1,204,930	\$ * 439,610	\$ -	\$ 765,320	* 63.5%
EXPENSES					
Total Classified Salaries	\$ 352,500	\$ 198,416	\$ 140,506	\$ 13,578	3.9%
Total Employee Benefits	\$ 128,074	\$ 70,103	\$ 54,306	\$ 3,665	2.9%
Vehicle/Maintenance Supplies	1,000	805	0	195	19.5%
Supplies & Software	58,836	33,963	12,268	12,604	21.4%
Non-Capitalized Equipment	11,600	11,575	0	25	0.2%
Food & Food Supplies	455,000	298,722	0	156,278	34.3%
Total Books and Supplies	\$ 526,436	\$ 345,065	\$ 12,268	\$ 169,102	32.1%
Mileage	200	0	0	200	100.0%
Repairs and Maintenance	5,000	1,244	3,963	(208)	** -4.2%
Professional Services	93,000	41,238	0	51,762	55.7%
Other Services, Fees & Operating	31,965	19,571	0	12,394	38.8%
Total Other Operating Expense	\$ 130,165	\$ 62,054	\$ 3,963	\$ 64,148	49.3%
Total Equipment & Capital Outlay	\$ 25,455	\$ 27,547	\$ 4,005	\$ (6,097)	** 0.0%
Total Indirect Costs	\$ 37,557	\$ -	\$ -	\$ 37,557	100.0%
TOTAL EXPENSES	\$ 1,200,187	\$ 703,185	\$ 215,050	\$ 281,952	23.5%
NET PROFIT / (LOSS)	\$ 4,743				

*Revenues are on a reimbursement basis and only revenue through November is received.

YTD Revenues earned through January are \$47,495 higher than last year.

** To be adjusted at 2nd Interim.

Meals Served by Location	For the month of December			
	Total Meals	Avg Meals/Day	Highest Count	Enrollment & Avg % Eating
Gustine Elementary School	9,440	632	679	547
<i>Breakfast</i>	3,664	246	276	45%
<i>Lunch</i>	5,776	386	403	71%
Romero Elementary School	4,482	301	343	240
<i>Breakfast</i>	1,756	118	148	49%
<i>Lunch</i>	2,726	183	195	76%
Gustine Middle School	6,674	449	519	424
<i>Breakfast</i>	3,187	215	245	51%
<i>Lunch</i>	3,487	234	274	55%
Gustine High & Pioneer School	6,751	456	512	602
<i>Breakfast</i>	4,088	276	293	46%
<i>Lunch</i>	2,663	180	219	30%
GRAND TOTAL	27,347	1,838	2,053	1813
<i>Breakfast</i>	12,695	855	962	47%
<i>Lunch</i>	14,652	983	1,091	54%

Gustine High/Pioneer had the highest increase in total meals and average meals per day as compared to the prior month.

CONSENT AGENDA

MINUTES

**MINUTES OF THE REGULAR MEETING GOVERNING BOARD
GUSTINE UNIFIED SCHOOL DISTRICT
JANUARY 10, 2018**

TIME AND PLACE

The regular meeting of the Gustine Unified School District Board of Education was held on Wednesday, January 10, 2018. The meeting was held in the Board Room, 1500 Meredith Avenue, Gustine, California.

CALL TO ORDER

The meeting was called to order at approximately 5:00 p.m. by Board President Crickett Brinkman. The Board went into Closed Session and reconvened to Open Session at approximately 7:03 p.m.

BOARD MEMBERS PRESENT

Mrs. Crickett Brinkman, Board President, Mrs. Loretta Rose, Ms. Pat Rocha, Mr. Richard Smith and Mr. Kevin Cordeiro.

STUDY SESSION – Project Management Consideration

Dr. Barr mentioned that this study session is to consider project management services for the remaining expenses of the bond money and any other state funding capabilities we have. He believes project management services would serve this district extremely well. If the Board decides to have it brought back to them during the February's meeting then Dr. Barr would draw up a contract. Two guest who are present at this meeting and who have experience in this are Mr. Juan Barroso and Rick Bir from Derivi Castellanos Architects. They presented their firm to the Board. They will be submitting a contract to be brought to the Board in February.

REPORT FROM CLOSED SESSION

Nothing to report

APPROVAL OF AGENDA

Ms. Rocha made a motion to approve the agenda as presented, seconded by Mr. Smith. Motion carried, 5-0.

REPORTS AND PRESENTATIONS

A. Student Report - Aubrie Hazan, GHS Student Representative, gave her report to the Board on various ongoing activities at Gustine High School.

B. Board Reports – Mr. Smith wished everyone a Happy New Year.

Ms. Rocha attended the play at RES. She does have her reservations about the cost of the play. She knows the children get a big kick out of it but it is very expensive. She thinks that people in town could put on a play for less. She also attended the District and City of Gustine meeting. It was a very good meeting. At next month's meeting, they will be talking about the Fourth of July.

Mrs. Rose also attended Romero's play. It was very nice. She reminded teachers that the MCSBA Mini-Grant deadline is approaching quickly. She also reminded everyone that Kids Day is coming up in March.

Mrs. Brinkman wished everyone a Happy New Year. She is looking forward to the FFA Dinner Dance.

C. Superintendent Report - Dr. Barr congratulated the high school for being recognized by the College Board Association for increased access to advance placement coursework while maintaining or increasing the percentage of students earning score of 3 or higher on AP exams. Dr. Petrone has been nominated by ACSA for Region 9 for Secondary Principal of the year. He thanked Marisol, Rosa and Sara for painting the office and cleaning out the back room/supply room. If the Board agrees, he will be writing a letter in support of a County Charter School. He also wanted to thank the transportation department for having a bus at Christmas in the Park. Dr. Barr also mentioned that he would be giving the administrators of the high school and middle school a memorandum stating that the school colors are red and white. Black and grey may be used as accent colors only.

D. Attendance Report – Lizett Aguilar provided the GUSD Attendance Summary percentages for Month 4 for each site. GMS had the highest percentile for month 4 at 96.70%.

E. Financial Report – Lizett Aguilar presented the monthly financial report for December. The District had a budget of \$22.4 million. Year to date it has spent \$9.9 million. It has encumbered \$7.7 million and reflected an ending cash balance of \$4.6 million. Lizett also included the December Food Services Report.

CONSENT AGENDA

In the December 14, 2018 minutes, Action Item E – correct name of Board Member who seconded the motion. Mr. Cordeiro made a motion to approve the Consent Agenda as amended, seconded by Mr. Smith. Motion carried, 5-0.

INFORMATION

New District Website Update – Lizett mentioned that the new District Website has been coming along. There will be a meeting next week to finalize updates and it will be ready to go live.

COMMUNICATION FROM THE PUBLIC

Ms. Julie Aguiniga wanted to revisit the idea of incorporating the Dual Language Program to the Gustine District. She wanted to acknowledge the other parents who are present but don't want to speak. There were six individuals in the audience who raised their hand in support of this program.

Mr. Rene Moran wanted to share that he has been receiving a lot of phone calls and emails about the Dual Language Program. Parents are interested and excited about this program. He is hoping they could have joint meetings with LCAP to get this moving along.

ACTION ITEMS

A. Warrants – Mrs. Rose made a motion to approve the warrants as presented, seconded by Ms. Rocha. Motion carried, 5-0.

B. 2016-2017 District Audit – Mr. Michael Ash presented the 2016-2017 District Audit. Ms. Rocha made a motion to approve 2016-2017 District Audit, seconded by Mrs. Rose. Motion carried, 5-0.

C. Board Policy Updates October 2016 (First Reading) – Mrs. Rose made a motion to waive the reading of Board Policy Updated October 2016, seconded by Ms. Rocha. Motion carried, 5-0.

D. Adult Ed. Technology Purchase – Ms. Rocha made a motion to approve the Adult Ed. Technology Purchase, seconded by Mr. Cordeiro. Motion carried, 5-0.

E. Board Policy AR 4218 (Second Reading) – Mrs. Rose made a motion to waive the reading of Board Policy AR 4218, seconded by Ms. Rocha. Motion carried, 5-0.

Mrs. Rose made a motion to approve Board Policy AR 4218, seconded by Mr. Smith. Motion carried, 5-0.

F. Stipend \$10,000 for WASC Accreditation Leadership Preparation (\$5,000 each) – Being that Ms. Hellner is retiring she has been grooming someone to take over her job duties and preparing for WASC Accreditation is one of them. This stipend would be an incentive for someone to want to participate in the WASC preparation. Ms. Rocha made a motion to approve the Stipend \$10,000 for WASC Accreditation Leadership Preparation (\$5,000 each), seconded by Mr. Smith. Motion carried, 5-0.

G. Purchase of UPS (Uninterrupted Power Supply) Devices – Being that there was only one quote the Board has requested Lizett get additional quotes, which are to include the switch that was damaged during the power surge and to ensure we are getting a best price. The Board also directed Lizett to file a claim through PG&E. Ms. Rocha made a motion to approve the Purchase of UPS (Uninterrupted Power Supply) Devices contingent upon getting additional quotes, seconded by Mr. Smith. Motion carried, 5-0.

ADVANCED PLANNING

- A. Interview Superintendent Candidates – January 13, 2018 @ 8:00 a.m.
- B. Joint Study Session – GUSD Board of Trustees, GUSD Board Measure P Sub Committee and GUSD Bond Oversight Committee–January 18, 2018 @ 5:00 p.m.
- C. Regular Board Meeting – February 14, 2018 @ 7:00 p.m.

ADJOURN TO CLOSED SESSION

The Board adjourned to Closed Session at 8:38 p.m.

RECONVENE TO OPEN SESSION

The Board reconvened to Open Session at 9:53 p.m.

REPORT FROM CLOSED SESSION

Minutes, Page 4 of 4
January 10, 2018

Mrs. Brinkman reported that the Board took action to issue a notice of non-reelect to probationary classified employee #1001 pursuant to Education Code section 44929.21(b), effective January 12, 2018, and directed the Superintendent or designee to send out appropriate legal notices. The roll call vote was as follows: 5-Ayes, 0-Nays, 0-Abstained.

ADJOURNMENT

Mr. Cordeiro made a motion to adjourn the meeting, seconded by Mr. Smith. Motion carried, 5-0. Meeting adjourned at 9:54 p.m.

APPROVED AND ADOPTED

Kevin Cordeiro, Clerk

**MINUTES OF THE SPECIAL MEETING GOVERNING BOARD
GUSTINE UNIFIED SCHOOL DISTRICT
JANUARY 13, 2018**

TIME AND PLACE

The regular meeting of the Gustine Unified School District Board of Education was held on Saturday, January 13, 2018. The meeting was held in the Board Room, 1500 Meredith Avenue, Gustine, California.

CALL TO ORDER

The meeting was called to order at approximately 8:00 a.m. by Board President Crickett Brinkman. The Board went into Closed Session and reconvened to Open Session at approximately 2:43 p.m.

BOARD MEMBERS PRESENT

Mrs. Crickett Brinkman, Board President, Mrs. Loretta Rose, Ms. Pat Rocha, Mr. Richard Smith and Mr. Kevin Cordeiro.

REPORT FROM CLOSED SESSION

Nothing to Report

COMMUNICATION FROM THE PUBLIC

None

ADVANCED PLANNING

- A. Re-Interview Superintendent Candidates – January 18, 2018 @ 2:00 p.m.
- B. Joint Board Workshop with Measure P and Bond & Oversight Committee–January 18, 2018 @ 5 p.m.

ADJOURNMENT

Mrs. Rose made a motion to adjourn the meeting, seconded by Ms. Rocha. Motion carried, 5-0. Meeting adjourned at 2:46 p.m.

APPROVED AND ADOPTED

Kevin Cordeiro, Clerk

**8MINUTES OF THE SPECIAL MEETING GOVERNING BOARD
GUSTINE UNIFIED SCHOOL DISTRICT
JANUARY 18, 2018**

TIME AND PLACE

The regular meeting of the Gustine Unified School District Board of Education was held on Thursday, January 18, 2018. The meeting was held in the Board Room, 1500 Meredith Avenue, Gustine, California.

CALL TO ORDER

The meeting was called to order at approximately 2:00 p.m. by Board President Crickett Brinkman. The Board went into Closed Session and reconvened to Open Session at approximately 4:42 p.m.

BOARD MEMBERS PRESENT

Mrs. Crickett Brinkman, Board President, Mrs. Loretta Rose, Ms. Pat Rocha, Mr. Richard Smith and Mr. Kevin Cordeiro.

REPORT FROM CLOSED SESSION

Nothing to Report

COMMUNICATION FROM THE PUBLIC

None

APPROVAL OF AGENDA

Ms. Rocha made a motion to approve the agenda as presented, seconded by Mr. Smith. Motion carried, 5-0.

ADJOURNMENT

Mrs. Rose made a motion to adjourn the meeting, seconded by Mr. Smith. Motion carried, 5-0. Meeting adjourned at 4:44 p.m.

APPROVED AND ADOPTED

Kevin Cordeiro, Clerk

**MINUTES OF THE SPECIAL MEETING GOVERNING BOARD
GUSTINE UNIFIED SCHOOL DISTRICT
ADDITIONAL LOCATION:
SILVER LEGACY HOTEL
4407 N VIRGINIA ST., RENO, NV 89501
JANUARY 18, 2018**

TIME AND PLACE

The regular meeting of the Gustine Unified School District Board of Education was held on Thursday, January 18, 2018. The meeting was held in the Board Room, 1500 Meredith Avenue, Gustine, California. An additional location was held in room 2201, Silver Legacy Hotel, 4407 N. Virginia St., Reno, Nevada.

CALL TO ORDER

The meeting was called to order at approximately 5:00 p.m. by Board President Crickett Brinkman.

BOARD MEMBERS PRESENT

Mrs. Crickett Brinkman, Board President, Mrs. Loretta Rose, Ms. Pat Rocha, Mr. Richard Smith, and Mr. Kevin Cordeiro.

BOARD MEASURE P ADVISORY SUB COMMITTEE MEMBERS PRESENT

Mr. Jarrett Martin, Chair, Mr. Andrew Bloom, and Mrs. Loretta Rose.

BOND OVERSIGHT COMMITTEE MEMBERS PRESENT

Mr. Andrew Bloom, Chair, Mr. Robert Borba, Mr. Dennis Brazil, Mr. John Lawrence, Mrs. Sherri Marsigli. Mrs. Jennifer Pacheco arrived at 5:40 p.m.

APPROVAL OF AGENDA

Ms. Rocha made a motion to approve the agenda as presented, seconded by Mr. Smith. Motion carried, 5-0.

COMMUNICATION FROM THE PUBLIC

Mr. Dennis Brazil commented that Mr. Leonard Acosta has sent an email resigning from the Board Measure P Advisory Sub Community.

Mr. Grant Hazan, Commissioner of Athletics at GMS, read his letter to the Board expressing all the cons of not having a gym at the school site.

JOINT STUDY SESSION

A. Measure P Projects Funding and Prioritization Development – Dr. Barr stated that the study session is to seek unity and move forward to find solutions with prioritizing Measure P projects and maximizing state funds. Elona Cunningham explained the available capital facility funds and proposed projects handout. Funds should be available through October 2018 for new construction. For modernization, funds will be available until November 2019. She proposed two scenarios. Scenario #1 included the GMS Gym/Performing Arts and prioritizing projects to maximize state funding. Scenario #2 does not include the GMS Gym/Performing Arts.

Board member Kevn Cordeiro actually visited the middle school to see for himself how much a gym on the school site is a necessity.

Mr. Dennis Brazil stated that he would hate for the middle school gym to be over looked. If it doesn't get built now it's going to be a very long time before it happens.

Ms. Pauline Griset also stated that she is for scenario #1. She would be very upset if the middle school didn't get a gym.

Mr. Robert Borba and Mrs. Jennifer Pacheco also expressed their support for scenario #1.

Ms. Rocha's greatest concern has been the infrastructure at the high school and asked if it's going to be addressed? Mr. McAllister replied that it falls under "Safety Measures for All Sites".

After much discussion, there was an overwhelming consensus to move forward with scenario #1. The Superintendent, Mr. McAllister, and Mr. Jarrett Martin will collaborate to bring a project prioritization plan to the Board on Feb. 14.

ADJOURNMENT

Ms. Rocha made a motion to adjourn the meeting, seconded by Mrs. Rose. Motion carried, 5-0. Meeting adjourned at 7:19 p.m.

APPROVED AND ADOPTED

Kevin Cordeiro, Clerk

**MINUTES OF THE SPECIAL MEETING GOVERNING BOARD
GUSTINE UNIFIED SCHOOL DISTRICT
JANUARY 25, 2018**

TIME AND PLACE

The regular meeting of the Gustine Unified School District Board of Education was held on Thursday, January 25, 2018. The meeting was held in the Board Room, 1500 Meredith Avenue, Gustine, California.

CALL TO ORDER

The meeting was called to order at approximately 4:00 p.m. by Board President Crickett Brinkman. The Board went into Closed Session and reconvened to Open Session at approximately 6:49 p.m.

BOARD MEMBERS PRESENT

Mrs. Crickett Brinkman, Board President, Mrs. Loretta Rose, Ms. Pat Rocha, Mr. Richard Smith and Mr. Kevin Cordeiro.

REPORT FROM CLOSED SESSION

The Gustine School Board is pleased to announce the selection of Bryan Ballenger as the next Superintendent of Gustine Unified School District. He is currently the Superintendent of Ballico- Cressey Elementary School District. Final approval of this selection will be made at an upcoming meeting of the Board following negotiation of an employment contract. The vote was unanimous with all members of the Board voting in favor of this selection. They are very excited about the leadership Mr. Ballenger will bring to the District and look forward to him getting to work as soon as possible.

APPROVAL OF AGENDA

Ms. Rocha made a motion to approve the agenda as presented, seconded by Mrs. Rose. Motion carried, 5-0.

COMMUNICATION FROM THE PUBLIC

None

ADJOURNMENT

Ms. Rocha made a motion to adjourn the meeting, seconded by Mrs. Rose. Motion carried, 5-0. Meeting adjourned at 6:52 p.m.

APPROVED AND ADOPTED

Kevin Cordeiro, Clerk

YEARLY CONTRACT RENEWALS

Consulting Services Agreement – Annual Debt Transparency Report

This CONSULTING SERVICES AGREEMENT (this "Agreement") is dated as of the latest date set forth on the signature page hereto (the "Effective Date") and is entered into by and between Isom Advisors, a Division of Urban Futures Inc., a California corporation ("Advisor"), and Gustine Unified School District ("District").

Advisor agrees to:

1. Review ongoing District's Annual Debt Transparency Report ("ADTR") requirements.
2. Submit to CDIAC the necessary filings and documentation to remain compliant with SB 1029 including the ADTR by Jan 31st of each year.

District agrees to:

1. Fully cooperate and assist Advisor in providing appropriate data for the development of the ADTR on behalf of District.

Consideration:

1. In consideration for the above services, District agrees to pay Advisor pursuant to the following:
 - a. An annual fee of \$500 until all bond proceeds are spent; thereafter, an annual fee of \$250 to prepare the Annual Debt Transparency Report; paid within 30 days of receipt of invoice.
 - b. In any future year, the District may, at its own discretion, choose not to have Advisor complete the ADTR Services, and shall inform Advisor no later than December 1 of said filing year.
 - c. This agreement shall terminate with 30 days written notice from either party sent via certified mail; any outstanding expenses incurred shall be paid immediately by the District.

Arbitration:

In the event of a dispute between the parties regarding the terms or performance of this Agreement, the parties agree to decide this dispute under the rules of the American Arbitration Association.

Complete Agreement:

The parties agree that this Agreement is the complete agreement between the parties superseding all prior written or oral agreements between the parties. The parties further agree that this Agreement can be altered or modified only through a writing signed and dated by both parties.

Gustine Unified School District

Isom Advisors,
a Division of Urban Futures, Inc.



William Barr, Ed.D.
Interim Superintendent

1-25-18

Date

Jon Isom
Managing Principal

Date


www.mydatapath.com
209.521.0055

318 McHenry Ave., Modesto, CA 95354

Quote DPQQ12256

Valid through March 7, 2018

Prepared For:

Gustine Unified School District
 Lizett Aguilar
 Phone:
 1500 Meredith Ave
 Gustine, CA 95322
laguilar@gustineusd.org

Prepared By:

Jesus Castillo
 Procurement Agent
 Phone: 2093129809
 Fax:
 Email: orders@mydatapath.com



For the full presentation proposal, [click here](#) to view or download the PDF version of this quote. You can sign and fax this in, or you can save time by simply electronically accepting this quote below.

Line Item Detail

Qty	Description	Picture	Unit Price	Ext Price
Ruckus Support Renewal				
1	Ruckus Co-term Support Renewal • 3 Year • New end date is 3/10/2021 • This covers the primary ZD3000 and 150 Ap Licenses Note: • Current support ends on 3/10/2018		\$8,154.00	\$8,154.00
			SubTotal:	\$8,154.00
			Shipping:	\$0.00
			Sales Tax:	\$0.00
			Total:	\$8,154.00

Payment Options

Terms Purchase (purchase amount \$8,154.00)

\$8,154.00
 full payment
Ready to Accept?**Order Confirmation**

We reserve the right to cancel orders arising from errors, inaccuracies, or omissions.

ACTION ITEMS

GUSTINE UNIFIED SCHOOL DISTRICT

Meeting of the Board of Trustees

MEETING DATE:

February 14, 2018

AGENDA ITEM TITLE: Warrants

AGENDA SECTION: Action

PRESENTED BY: Dr. William Barr, Interim Superintendent

RECOMENDATIONS:

It is recommended that the Board of Trustees ratify the warrants.

SUMMARY:

Monthly warrants are presented to the Board to ratify.

FISCAL IMPACT: Total of Warrants

BUDGET CATEGORY: All District Funds

Batch status: A All

From batch: 0032

To batch: 0032

Include Revolving Cash: Y

Include Address: N

Include Object Desc: Y

Include Vendor TIN: N

Include Audit Date and Time in Sort: N

APPROVED FOR PAYMENT

MERCED COUNTY OFFICE OF EDUCATION
WARRANT REGISTER BATCH COVER

Gustine

DATE: 1/17/18

DISTRICT FUND: 01 - 5070

BATCH# 1

DISTRICT NAME: 14 -- GUSTINE UNIFIED SCHOOL DISTRICT

TOTAL AMOUNT OF REGISTER: \$ 391,747.30

01-5070
11-5074
13-5077
14-5072
17-5071
21-5066
25-5075
35-5078
40-5065

CHECK LIST FOR WARRANT REGISTERS
(PLEASE CHECKMARK EACH)

- ☒ Verify cash for each fund
- ☒ Ensure deposits have been made at the County Treasurer by 11 a.m.
- ☒ Provide all pages of prelist and Cover Sheet for each fund on prelist (even if zero)
- ☒ Retain original prelist for your records
- ☒ Proper signed authorization for each batch

ALL BATCHES MUST BE RELEASED AND HELD FOR AUDIT

DISTRICT SERVICES USE ONLY

RECEIVED BY DISTRICT SERVICES: _____

AUDIT APPROVED: _____

CASH CHECKED: _____

RELEASED FOR PAYMENT: _____

Venue	Addr	Remit name	Tax ID num	Deposit type	ABA num	Account num		
Req	Reference	Date	Description	FD-RESC-Y-OBJT.SO-GOAL-FUNC-SCH-DD1-DD2	T9MPS	Liq Amt	Net Amount	
102632/00	ACSA							
	PV-180600	01/15/2018	059083	01-0000-0-5300.00-0000-2700-110-000-000	NN		93.75	
				DUES & MEMBERSHIPS				
			TOTAL PAYMENT AMOUNT		93.75 *		93.75	
104957/00	AERIES SOFTWARE							
180371	PO-180326	01/16/2018	CONF-15601	1 01-3010-0-5201.00-1110-1000-115-000-000	NN F	2,273.25	2,100.00	
				PROFESSIONAL DEVLPMNT TRAINING				
180388	PO-180350	01/16/2018	CONF-16140	1 01-0000-0-5200.00-0000-2700-310-000-000	NN F	500.00	525.00	
				TRAVEL & CONFERENCE				
180388	PO-180350	01/16/2018	CONF-16140	2 01-0000-0-5200.00-1110-1000-310-000-000	NN P	500.00	500.00	
				TRAVEL & CONFERENCE				
	PV-180614	01/16/2018	CONF-16140	01-0000-0-5200.00-1110-1000-310-000-000	NN		100.00	
				TRAVEL & CONFERENCE				
			TOTAL PAYMENT AMOUNT		3,225.00 *		3,225.00	
103351/00	AFLAC							
	PV-180610	01/15/2018	871622	01-0100-0-9556.00-0000-0000-000-000-000	NN		1,882.65	
				MISC DISTRICT VOL-DEDS (1)				
			TOTAL PAYMENT AMOUNT		1,882.65 *		1,882.65	
103602/00	AIRGAS INC							
180338	PO-180334	01/16/2018	2140933	1 01-7010-0-4300.00-1110-1000-310-000-000	NN P	21.30	21.30	
				SUPPLIES				
180338	PO-180334	01/16/2018	9800440078	1 01-7010-0-4300.00-1110-1000-310-000-000	NN P	22.01	22.01	
				SUPPLIES				
180338	PO-180334	01/16/2018	9800440077	1 01-7010-0-4300.00-1110-1000-310-000-000	NN P	22.01	22.01	
				SUPPLIES				
180741	PO-180705	01/16/2018	9067996922	1 01-7010-0-4300.00-1110-1000-310-000-000	NN P	2,000.00	2,173.15	
				SUPPLIES				
			TOTAL PAYMENT AMOUNT		2,238.47 *		2,238.47	
103972/00	ALHAMBRA							
	PV-180584	01/12/2018	14403118 122417 01/16/2018	01-0000-0-4300.00-0000-8200-112-000-000	NN		256.60	
				SUPPLIES				
	PV-180593	01/15/2018	14376894 121017	01-0000-0-4300.00-0000-8200-112-000-000	NN		160.66	
				SUPPLIES				
	PV-180593	01/15/2018	14376853 121017	01-0000-0-4300.00-0000-8200-112-000-000	NN		57.84	
				SUPPLIES				

Vend	Addr	Remit name	Tax ID num	Deposit type	ABA num	Account num	Liq Amt	Net Amount
Req	Reference	Date	Description	FD-RESC-Y-OBJT.S0-GOAL-FUNC-SCH-DD1-DD2 T9MPS				

103972 (CONTINUED)

PV-180593	01/15/2018	14376999	121017	01-0000-0-4300.00-0000-8200-112-000-000 NN			240.60	
				SUPPLIES				
PV-180593	01/15/2018	14376922	121017	01-0000-0-4300.00-0000-8200-112-000-000 NN			244.28	
				SUPPLIES				
PV-180593	01/15/2018	14376936	121017	01-0000-0-4300.00-0000-8200-112-000-000 NN			180.66	
				SUPPLIES				
PV-180593	01/15/2018	14376875	121017	01-0000-0-4300.00-0000-8200-112-000-000 NN			252.28	
				SUPPLIES				
TOTAL PAYMENT AMOUNT						1,392.92 *	1,392.92	

103692/00 ALLSTATE SIGN AND PLAQUE CORP

PV-180621	01/16/2018	175447-1		01-0824-0-4300.00-1110-1000-110-000-000 NN			814.45	
				SUPPLIES				
TOTAL PAYMENT AMOUNT						814.45 *	814.45	

100190/00 AMERICAN FIDELITY ASSURANCE

PV-180601	01/15/2018	B665152		01-0100-0-9556.00-0000-0000-000-000-000 NN			6,930.84	
				MISC DISTRICT VOL-DEDS (1)				
PV-180602	01/15/2018	B679431		01-0100-0-9556.00-0000-0000-000-000-000 NN			6,930.84	
				MISC DISTRICT VOL-DEDS (1)				
PV-180606	01/15/2018	B702109		01-0100-0-9556.00-0000-0000-000-000-000 NN			6,916.00	
				MISC DISTRICT VOL-DEDS (1)				
PV-180607	01/15/2018	B691782		01-0100-0-9556.00-0000-0000-000-000-000 NN			6,930.84	
				MISC DISTRICT VOL-DEDS (1)				
PV-180619	01/16/2018	1648022A		01-0100-0-9556.00-0000-0000-000-000-000 NN			1,825.66	
				MISC DISTRICT VOL-DEDS (1)				
TOTAL PAYMENT AMOUNT						29,534.18 *	29,534.18	

102520/00 ASSOCIATED VALUATION SERVICES

180813	PO-180765	01/16/2018	5702	1 01-0000-0-4300.00-0000-7200-112-000-000 NY F		1,145.00	1,145.00	
				SUPPLIES				
TOTAL PAYMENT AMOUNT						1,145.00 *	1,145.00	

104020/00 AT&T

PV-180574	01/12/2018	000010666346		01-0000-0-5922.00-0000-2700-112-000-000 NN			814.84	
				COMMUNICATION - TELEPHONE SVCS				
PV-180577	01/12/2018	000010710550	12/28/2017	01-0000-0-5922.00-0000-7200-112-000-000 NN			33.80	
				COMMUNICATION - TELEPHONE SVCS				

Vend	Addr	Remit name	Tax ID num	Deposit type	ABA num	Account num			
Req	Reference	Date	Description	FD-RESC-Y-OBJT.SO-GOAL-FUNC-SCH-DD1-DD2	T9MPS	Liq Amt	Net Amount		

TOTAL PAYMENT AMOUNT	848.64 *	848.64
----------------------	----------	--------

006217/00 ATKINSON ANDELSON LOYA

PV-180612	01/15/2018	534518	01-0000-0-5801.00-0000-7115-112-000-000 NY	2,526.56	
			LEGAL FEES		
PV-180612	01/15/2018	534518	01-0000-0-5801.00-0000-7115-112-000-000 NY	1,547.44	
			LEGAL FEES		
PV-180612	01/15/2018	534518	01-0000-0-5801.00-0000-7115-112-000-000 NY	216.56	
			LEGAL FEES		
PV-180612	01/15/2018	534518	01-0000-0-5801.00-0000-7115-112-000-000 NY	661.50	
			LEGAL FEES		
TOTAL PAYMENT AMOUNT			4,952.06 *	4,952.06	

105187/00 BARR, WILLIAM

PV-180625	01/16/2018	MILEAGE REIMBURSEMENT	01-0000-0-5230.00-0000-7150-112-000-000 NN	723.21	
			MILEAGE		
TOTAL PAYMENT AMOUNT			723.21 *	723.21	

104604/00 BLUELINE RENTAL LLC

180604 PO-180539	01/16/2018	48069970001	1 01-8150-0-5620.00-0000-8110-112-000-000 NN P	587.09	587.09
			RENTALS, LEASES OF EQUIPMENT		
TOTAL PAYMENT AMOUNT			587.09 *	587.09	

104394/00 BUS WEST

180301 PO-180274	01/16/2018	XA410000876:01	1 01-0823-0-4344.00-0000-3600-112-000-000 NN P	123.78	123.78
			REPLACEMENT PARTS		
180301 PO-180274	01/16/2018	XA400001636:01	1 01-0823-0-4344.00-0000-3600-112-000-000 NN P	113.00	113.00
			REPLACEMENT PARTS		
180301 PO-180274	01/16/2018	XA410001121:01	1 01-0823-0-4344.00-0000-3600-112-000-000 NN P	26.91	26.91
			REPLACEMENT PARTS		
180301 PO-180274	01/16/2018	XA410000656:01	1 01-0823-0-4344.00-0000-3600-112-000-000 NN P	42.97	42.97
			REPLACEMENT PARTS		
TOTAL PAYMENT AMOUNT			306.66 *	306.66	

014 Gustine Unified School Dist. J38886
JANUARY 11 WARRANT REGISTER 1

ACCOUNTS PAYABLE PRELIST
BATCH: 0032 JANUARY 11 WARRANT REGISTER 1 << Open >>
FUND : 01 GENERAL FUND/COUNTY SSF

APY500 L.00.12 01/17/18 10:42 PAGE 4

Vendor	Remit name	Tax ID num	Deposit type	ABA num	Account num	Liq Amt	Net Amount
Req Reference	Date	Description					
104882/00	CALIFORNIA CHAMBER OF COMMERCE						
180824 PO-180774	01/15/2018 11192101		1 01-0000-0-4399.00-0000-7700-112-000-000 NN F			381.23	381.23
			MISCELLANEOUS SUPPLIES				
			TOTAL PAYMENT AMOUNT		381.23 *		381.23
102253/00	CASBO						
180750 PO-180701	01/16/2018 1801		1 01-0000-0-5200.00-0000-7200-112-000-000 NN F			3,060.00	3,060.00
			TRAVEL & CONFERENCE				
			TOTAL PAYMENT AMOUNT		3,060.00 *		3,060.00
016633/00	CENTRAL SANITARY SUPPLY CO						
180820 PO-180780	01/16/2018 848753		1 01-8150-0-4300.00-0000-8110-112-000-000 NN P			193.36	193.36
			SUPPLIES				
180820 PO-180780	01/16/2018 848760		1 01-8150-0-4300.00-0000-8110-112-000-000 NN P			25.86	25.86
			SUPPLIES				
180820 PO-180780	01/16/2018 843975		1 01-8150-0-4300.00-0000-8110-112-000-000 NN P			3,822.27	3,822.27
			SUPPLIES				
			TOTAL PAYMENT AMOUNT		4,041.49 *		4,041.49
100200/00	CHEVRON AND TEXACO						
PV-180579	01/12/2018 7898859496 01/16/2018		01-0000-0-5899.00-0000-7200-112-000-000 NN				42.62
			OTHER SERVICES, FEES, OP EXPS				
			TOTAL PAYMENT AMOUNT		42.62 *		42.62
104318/00	CIT						
PV-180586	01/12/2018 31314401		01-0000-0-5922.00-0000-7200-112-000-000 NN				201.90
			COMMUNICATION - TELEPHONE SVCS				
PV-180599	01/15/2018 27733954278		01-0000-0-5922.00-0000-7200-112-000-000 NN				31.02
			COMMUNICATION - TELEPHONE SVCS				
			TOTAL PAYMENT AMOUNT		232.92 *		232.92
103285/00	CITY OF GUSTINE						
PV-180594	01/15/2018 SRO-1217		01-0000-0-5899.00-0000-8300-112-000-000 NN				3,374.50
			OTHER SERVICES, FEES, OP EXPS				
			TOTAL PAYMENT AMOUNT		3,374.50 *		3,374.50

Vendor	Addr	Remit name	Tax ID num	Deposit type	ABA num	Account num	Liq Amt	Net Amount
Req	Reference	Date	Description	FD-RESC-Y-OBJT.SO-GOAL-FUNC-SCH-DD1-DD2	T9MPS			
104412/00	COUCHMAN, CAROL							
	PV-180587	01/12/2018	201712	01-0000-0-5866.00-0000-7700-112-000-000	NY			2,080.00
				PROFESSIONAL SERVICES				
	PV-180588	01/12/2018	201711	01-0000-0-5866.00-0000-7700-112-000-000	NY			2,460.00
				PROFESSIONAL SERVICES				
				TOTAL PAYMENT AMOUNT	4,540.00 *			4,540.00
103792/00	DATA PATH INC							
	PV-180591	01/15/2018	136455	01-0000-0-5810.00-0000-7500-112-000-000	NN			12,120.00
				SOFTWARE LICENSE				
				TOTAL PAYMENT AMOUNT	12,120.00 *			12,120.00
103057/00	DEPOT GARAGE, INC.							
	180552	PO-180479	01/16/2018	0013122	1 01-0823-0-5650.00-0000-3600-112-000-000	NN P	50.00	50.00
				REPAIRS/MAIN - VEHICLES				
				TOTAL PAYMENT AMOUNT	50.00 *			50.00
104737/00	EDGES ELECTRICAL GROUP							
	180711	PO-180716	01/16/2018	S4235024.001	1 01-8150-0-4300.00-0000-8110-112-000-000	NN F	3,031.00	3,031.00
				SUPPLIES				
				TOTAL PAYMENT AMOUNT	3,031.00 *			3,031.00
105151/00	ENCINAS, HELEN L							
	PV-180611	01/15/2018	PAYROLL REQUEST	01-0000-0-9556.00-0000-0000-000-000	NN			33.74
				MISC DISTRICT VOL-DEDS (1)				
				TOTAL PAYMENT AMOUNT	33.74 *			33.74
032475/00	FORD'S FARM SUPPLY							
	180334	PO-180332	01/16/2018	150410	1 01-7010-0-4300.00-1110-1000-310-000-000	NN P	400.00	400.00
				SUPPLIES				
				TOTAL PAYMENT AMOUNT	400.00 *			400.00

Vend	Addr	Remit name	Tax ID num	Deposit type	ABA num	Account num		
Req	Reference	Date	Description	FD-RESC-Y	OBJT.SO	GOAL-FUNC	SCH-DD1-DD2	T9MPS

104510/00	FRED PRYOR SEMINARS							
180788	PO-180752	01/16/2018	23012716	1	01-0824-0-5200.00-0000-2700-115-000-104	NN	P	39.00
					TRAVEL & CONFERENCE			39.00
					TOTAL PAYMENT AMOUNT			39.00 *

035746/00	GILTON SOLID WASTE							
PV-180582	01/12/2018	000260632-00	N-000	01/15/2018	01-0000-0-5550.00-0000-8200-112-000-000	NN		455.86
					DISPOSAL/GARBAGE REMOVAL			
PV-180582	01/12/2018	002700340-00	NZ-000	01/15/2018	01-0000-0-5550.00-0000-8200-112-000-000	NN		36.49
					DISPOSAL/GARBAGE REMOVAL			
PV-180582	01/12/2018	002700122-00	N-002	01/15/2018	01-0000-0-5530.00-0000-8200-112-000-000	NN		1,045.23
					WATER&/OR SEWAGE			
PV-180582	01/12/2018	002700122-00	N-003	01/15/2018	01-0000-0-5550.00-0000-8200-112-000-000	NN		1,218.46
					DISPOSAL/GARBAGE REMOVAL			
PV-180582	01/12/2018	002700122-00	N-001	01/15/2018	01-0000-0-5550.00-0000-8200-112-000-000	NN		382.66
					DISPOSAL/GARBAGE REMOVAL			
PV-180582	01/12/2018	002700087-00	N-000	01/15/2018	01-0000-0-5550.00-0000-8200-112-000-000	NN		773.98
					DISPOSAL/GARBAGE REMOVAL			
					TOTAL PAYMENT AMOUNT			3,912.68 *

180543	PO-180475	01/16/2018	96491000162	1	01-8150-0-4300.00-0000-8110-112-000-000	NN	P	173.85
					SUPPLIES			173.85
					TOTAL PAYMENT AMOUNT			173.85 *

073088/00	GUSTINE SCHOOL DISTRICT							
RC-180010	01/15/2018	3285			01-0000-0-9556.00-0000-0000-000-000	N		1,471.85
					MISC DISTRICT VOL-DEDS (1)			
					TOTAL PAYMENT AMOUNT			1,471.85 *

037780/00	GUSTINE, CITY OF							
PV-180581	01/12/2018	004-06760-001	01/15/2018		01-0000-0-5530.00-0000-8200-112-000-000	NN		62.01
					WATER&/OR SEWAGE			
PV-180581	01/12/2018	009-13170-001	01/15/2018		01-0000-0-5530.00-0000-8200-112-000-000	NN		1,418.76
					WATER&/OR SEWAGE			
PV-180581	01/12/2018	009-13700-001	01/15/2018		01-0000-0-5530.00-0000-8200-112-000-000	NN		24.73
					WATER&/OR SEWAGE			
PV-180581	01/12/2018	009-13650-001	01/15/2018		01-0000-0-5530.00-0000-8200-112-000-000	NN		1,133.22
					WATER&/OR SEWAGE			

Venue	Addr	Remit name	Tax ID num	Deposit type	ABA num	Account num		
Req	Reference	Date	Description	FD-RESC-Y-OBJT.S0-GOAL-FUNC-SCH-DD1-DD2	T9MPS		Liq Amt	Net Amount

037780 (CONTINUED)								
PV-180581	01/12/2018	009-13510-002	01/15/2018	01-0000-0-5530.00-0000-8200-112-000-000	NN		1,133.22	
				WATER&/OR SEWAGE				
PV-180581	01/12/2018	009-13500-001	01/15/2018	01-0000-0-5530.00-0000-8200-112-000-000	NN		1,401.44	
				WATER&/OR SEWAGE				
PV-180581	01/12/2018	014-21880-001	01/15/2018	01-0000-0-5530.00-0000-8200-112-000-000	NN		1,411.44	
				WATER&/OR SEWAGE				
TOTAL PAYMENT AMOUNT						6,584.82 *	6,584.82	

104587/00 IC REFRIGERATION

180801	PO-180745	01/16/2018	0074788-IN	1	01-8150-0-5640.00-0000-8110-112-000-000	NN P	741.08	741.08
					REPAIRS/MAINT OF EQUIPMENT			
TOTAL PAYMENT AMOUNT						741.08 *	741.08	

104310/00 IDC INC

180374	PO-180318	01/16/2018	0221456-IN	1	01-8150-0-4300.00-0000-8110-112-000-000	NN P	16.74	16.74
					SUPPLIES			
TOTAL PAYMENT AMOUNT						16.74 *	16.74	

103700 IRON MOUNTAIN

PV-180592	01/15/2018	PPE5070		01-0000-0-5550.00-0000-8200-112-000-000	NN		281.31	
				DISPOSAL/GARBAGE REMOVAL				
TOTAL PAYMENT AMOUNT						281.31 *	281.31	

104383/00 J & F FERTILIZER

PV-180609	01/15/2018	7982		01-0823-0-5640.00-0000-3600-112-000-000	NY		440.00	
				REPAIRS/MAINT OF EQUIPMENT				
PV-180609	01/15/2018	7981		01-0823-0-5640.00-0000-3600-112-000-000	NY		440.00	
				REPAIRS/MAINT OF EQUIPMENT				
PV-180609	01/15/2018	7980		01-0823-0-5640.00-0000-3600-112-000-000	NY		440.00	
				REPAIRS/MAINT OF EQUIPMENT				
PV-180609	01/15/2018	7979		01-0823-0-5640.00-0000-3600-112-000-000	NY		95.00	
				REPAIRS/MAINT OF EQUIPMENT				
PV-180609	01/15/2018	7978		01-0823-0-5640.00-0000-3600-112-000-000	NY		95.00	
				REPAIRS/MAINT OF EQUIPMENT				
PV-180609	01/15/2018	7977		01-0823-0-5640.00-0000-3600-112-000-000	NY		95.00	
				REPAIRS/MAINT OF EQUIPMENT				
PV-180609	01/15/2018	7976		01-0823-0-5640.00-0000-3600-112-000-000	NY		285.00	
				REPAIRS/MAINT OF EQUIPMENT				

Vend. Addr	Remit name	Tax ID num	Deposit type	ABA num	Account num		
Req Reference	Date	Description	FD-RESC-Y-OBJT.SO-GOAL-FUNC-SCH-DD1-DD2 T9MPS			Liq Amt	Net Amount
104383 (CONTINUED)							
PV-180609	01/15/2018	7975	01-0823-0-5640.00-0000-3600-112-000-000 NY				237.50
			REPAIRS/MAINT OF EQUIPMENT				
PV-180609	01/15/2018	7974	01-0823-0-5640.00-0000-3600-112-000-000 NY				380.00
			REPAIRS/MAINT OF EQUIPMENT				
TOTAL PAYMENT AMOUNT						2,507.50 *	2,507.50
105031/00 JOHNSON, RACHAEL							
PV-180626	01/16/2018	SOLUTION TREE REIMB	01-4203-0-5200.00-1110-1000-111-000-000 NN				4.67
			TRAVEL & CONFERENCE				
TOTAL PAYMENT AMOUNT						4.67 *	4.67
104440/00 KIMBALL MIDWEST							
180554 PO-180500	01/16/2018	6037362	1 01-0823-0-4344.00-0000-3600-112-000-000 NN P			207.15	207.15
			REPLACEMENT PARTS				
TOTAL PAYMENT AMOUNT						207.15 *	207.15
105207/00 LIGHTSPEED TECHNOLOGIES INC							
180554 PO-180754	01/16/2018	110751	1 01-0824-0-4400.00-1110-1000-115-000-205 NN F			1,205.22	1,199.71
			NON-CAPITALIZED EQUIPMENT				
TOTAL PAYMENT AMOUNT						1,199.71 *	1,199.71
104986/00 MENDOZA-AHUMADA, SANDY							
180309 PO-180283	01/16/2018	Dec transport Angel to School	1 01-0823-0-5230.00-0000-3600-112-000-000 NN P			282.48	282.48
			MILEAGE				
TOTAL PAYMENT AMOUNT						282.48 *	282.48
101058/00 MERCED COUNTY CLERK							
PV-180578	01/12/2018	2017 UDEL	01-0000-0-5820.00-0000-7110-112-000-000 NN				2,770.43
			ELECTION				
TOTAL PAYMENT AMOUNT						2,770.43 *	2,770.43

Venue	Addr	Remit name	Tax ID num	Deposit type	ABA num	Account num	Liq Amt	Net Amount
Req	Reference	Date	Description	FD-RESC-Y-OBJT.SO-GOAL-FUNC-SCH-DD1-DD2	T9MPS			
105121/00	MUTUAL OF OMAHA							
	PV-180608	01/15/2018	0000692430402	01-0100-0-9556.00-0000-0000-000-000 NN			21.10	
				MISC DISTRICT VOL-DEDS (1)				
				TOTAL PAYMENT AMOUNT	21.10 *			21.10
104393/00	NEVER BORING							
	PV-180603	01/15/2018	52907	01-0000-0-5866.00-0000-7200-112-000-000 NN			40.00	
				PROFESSIONAL SERVICES				
				TOTAL PAYMENT AMOUNT	40.00 *			40.00
101470/00	P G & E							
	PV-180567	01/11/2018	5467178958-1 01/04/2017	01-0000-0-5520.00-0000-8200-112-000-000 NN			1,612.31	
				ELECTRICITY				
	PV-180568	01/11/2018	5283038560-6 01/08/2018	01-0000-0-5520.00-0000-8200-112-000-000 NN			19,377.45	
				ELECTRICITY				
	PV-180568	01/11/2018	5283038560-6 01/08/2018	01-0000-0-5510.00-0000-8200-112-000-000 NN			2,565.72	
				HEATING BUTANE, OIL				
	PV-180569	01/11/2018	7032494767-3 01/09/2018	01-0000-0-5520.00-0000-8200-112-000-000 NN			42.62	
				ELECTRICITY				
	PV-180580	01/12/2018	5467178958-1 01/04/2018	01-0000-0-5520.00-0000-8200-112-000-000 NN			1,612.31	
				ELECTRICITY				
	PV-180583	01/12/2018	5200862197-2 01/16/2017	01-0000-0-5520.00-0000-8200-112-000-000 NN			325.60	
				ELECTRICITY				
				TOTAL PAYMENT AMOUNT	25,536.01 *			25,536.01
104260/00	PITNEY BOWES							
	PV-180570	01/11/2018	8000-9090-0990-5147 01/14/2018	01-0000-0-4350.00-0000-7200-112-000-000 NN			1,089.93	
				OFFICE SUPPLIES				
	PV-180595	01/15/2018	1005994999	01-0000-0-5620.00-0000-7200-112-000-000 NN			194.85	
				RENTALS, LEASES OF EQUIPMENT				
				TOTAL PAYMENT AMOUNT	1,284.78 *			1,284.78
101278/00	PSAT/NMSQT							
	180798 PO-180761	01/16/2018	FALL 2017 E	1 01-0000-0-4312.00-1200-3160-310-000-000 NN F			208.00	208.00
				TESTS				
	PV-180620	01/16/2018	FALL 2017 E	01-0000-0-4312.00-1200-3160-310-000-000 NN			112.00	
				TESTS				
				TOTAL PAYMENT AMOUNT	320.00 *			320.00

Vend	Addr	Remit name	Tax ID num	Deposit type	ABA num	Account num		
Req	Reference	Date	Description	FD-RESC-Y-OBJT.S0-GOAL-FUNC-SCH-DD1-DD2	T9MPS	Liq Amt	Net Amount	
104686/00	SAENZ PEST CONTROL INC							
	PV-180589	01/15/2018	0495	01-8150-0-5565.00-0000-8110-112-000-000	NN		180.00	
			PEST CONTROL					
	PV-180589	01/15/2018	0500	01-8150-0-5565.00-0000-8110-112-000-000	NN		180.00	
			PEST CONTROL					
	PV-180589	01/15/2018	0496	01-8150-0-5565.00-0000-8110-112-000-000	NN		180.00	
			PEST CONTROL					
	PV-180589	01/15/2018	0499	01-8150-0-5565.00-0000-8110-112-000-000	NN		75.00	
			PEST CONTROL					
	TOTAL PAYMENT AMOUNT					615.00 *	615.00	

104245/00 SAN JOAQUIN PEST CONTROL

180707	PO-180687	01/16/2018	0290880	1 01-8150-0-5565.00-0000-8110-112-000-000	NN F	1,840.25	1,700.00	
			PEST CONTROL					
	PV-180596	01/15/2018	0289693	01-8150-0-5565.00-0000-8110-112-000-000	NN		100.00	
			PEST CONTROL					
	PV-180596	01/15/2018	0289696	01-8150-0-5565.00-0000-8110-112-000-000	NN		100.00	
			PEST CONTROL					
	PV-180596	01/15/2018	0289698	01-8150-0-5565.00-0000-8110-112-000-000	NN		250.00	
			PEST CONTROL					
	PV-180596	01/15/2018	0289694	01-8150-0-5565.00-0000-8110-112-000-000	NN		100.00	
			PEST CONTROL					
	PV-180596	01/15/2018	0289697	01-8150-0-5565.00-0000-8110-112-000-000	NN		100.00	
			PEST CONTROL					
	PV-180596	01/15/2018	0290519	01-8150-0-5565.00-0000-8110-112-000-000	NN		100.00	
			PEST CONTROL					
	PV-180596	01/15/2018	0290517	01-8150-0-5565.00-0000-8110-112-000-000	NN		100.00	
			PEST CONTROL					
	PV-180596	01/15/2018	0290521	01-8150-0-5565.00-0000-8110-112-000-000	NN		250.00	
			PEST CONTROL					
	PV-180596	01/15/2018	0290518	01-8150-0-5565.00-0000-8110-112-000-000	NN		100.00	
			PEST CONTROL					
	PV-180596	01/15/2018	0290520	01-8150-0-5565.00-0000-8110-112-000-000	NN		100.00	
			PEST CONTROL					
	PV-180596	01/15/2018	0291343	01-8150-0-5565.00-0000-8110-112-000-000	NN		100.00	
			PEST CONTROL					
	PV-180596	01/15/2018	0291344	01-8150-0-5565.00-0000-8110-112-000-000	NN		100.00	
			PEST CONTROL					
	PV-180596	01/15/2018	0291345	01-8150-0-5565.00-0000-8110-112-000-000	NN		250.00	
			PEST CONTROL					
	PV-180596	01/15/2018	0291342	01-8150-0-5565.00-0000-8110-112-000-000	NN		100.00	
			PEST CONTROL					
	PV-180596	01/15/2018	0291341	01-8150-0-5565.00-0000-8110-112-000-000	NN		100.00	
			PEST CONTROL					

Vend	Addr	Remit name	Tax ID num	Deposit type	ABA num	Account num	Liq Amt	Net Amount
Req	Reference	Date	Description	FD-RESC-Y-OBJT.SO-GOAL-FUNC-SCH-DD1-DD2	T9MPS			
104245	(CONTINUED)							
	PV-180596	01/15/2018	0286324	01-8150-0-5565.00-0000-8110-112-000-000 NN				250.00
			PEST CONTROL					
	PV-180596	01/15/2018	0287171	01-8150-0-5565.00-0000-8110-112-000-000 NN				100.00
			PEST CONTROL					
	PV-180596	01/15/2018	0287173	01-8150-0-5565.00-0000-8110-112-000-000 NN				100.00
			PEST CONTROL					
	PV-180596	01/15/2018	0287170	01-8150-0-5565.00-0000-8110-112-000-000 NN				100.00
			PEST CONTROL					
	PV-180596	01/15/2018	0287174	01-8150-0-5565.00-0000-8110-112-000-000 NN				250.00
			PEST CONTROL					
	PV-180596	01/15/2018	0287172	01-8150-0-5565.00-0000-8110-112-000-000 NN				100.00
			PEST CONTROL					
	PV-180596	01/15/2018	0287169	01-8150-0-5565.00-0000-8110-112-000-000 NN				100.00
			PEST CONTROL					
	PV-180596	01/15/2018	0287991	01-8150-0-5565.00-0000-8110-112-000-000 NN				100.00
			PEST CONTROL					
	PV-180596	01/15/2018	0287992	01-8150-0-5565.00-0000-8110-112-000-000 NN				100.00
			PEST CONTROL					
	PV-180596	01/15/2018	0287993	01-8150-0-5565.00-0000-8110-112-000-000 NN				100.00
			PEST CONTROL					
	PV-180596	01/15/2018	0287995	01-8150-0-5565.00-0000-8110-112-000-000 NN				250.00
			PEST CONTROL					
	PV-180596	01/15/2018	0287994	01-8150-0-5565.00-0000-8110-112-000-000 NN				100.00
			PEST CONTROL					
	PV-180596	01/15/2018	0288854	01-8150-0-5565.00-0000-8110-112-000-000 NN				100.00
			PEST CONTROL					
	PV-180596	01/15/2018	0288855	01-8150-0-5565.00-0000-8110-112-000-000 NN				100.00
			PEST CONTROL					
	PV-180596	01/15/2018	0288857	01-8150-0-5565.00-0000-8110-112-000-000 NN				250.00
			PEST CONTROL					
	PV-180596	01/15/2018	0288856	01-8150-0-5565.00-0000-8110-112-000-000 NN				100.00
			PEST CONTROL					
	PV-180596	01/15/2018	0288853	01-0000-0-5550.00-0000-8200-112-000-000 NN				100.00
			DISPOSAL/GARBAGE REMOVAL					
	TOTAL PAYMENT AMOUNT						5,950.00 *	5,950.00

101568/00 SCHOOL SERVICES OF CALIFORNIA

PV-180605	01/15/2018	0113456-IN	01-0000-0-5899.00-0000-7200-112-000-000 NN				260.00
			OTHER SERVICES, FEES, OP EXPS				
TOTAL PAYMENT AMOUNT						260.00 *	260.00

Vendor	Addr	Remit name	Tax ID num	Deposit type	ABA num	Account num	Liq Amt	Net Amount
Req	Reference	Date	Description	FD-RESC-Y-OBJT.S0-GOAL-FUNC-SCH-DD1-DD2	T9MPS			

080530/00 SISC III DENTAL

PV-180616	01/16/2018	DENTAL	01-0000-0-3402.00-0000-7110-112-000-000 NN	HEALTH & WELFARE CLASSIFIED		220.30
PV-180616	01/16/2018	DENTAL	01-0100-0-9554.00-0000-0000-000-000-000 NN	INSURANCE		12,510.60
PV-180616	01/16/2018	DENTAL	01-0000-0-9565.00-0000-7209-112-000-000 NN	RETIREE INSURANCE LIAB/HOLDG		742.00
PV-180616	01/16/2018	DENTAL	01-0000-0-3702.00-0000-7209-112-000-000 NN	OPEB, ALLOCATED CLASSIFIED		106.00
PV-180616	01/16/2018	DENTAL	01-0000-0-9565.00-0000-7209-112-000-000 NN	RETIREE INSURANCE LIAB/HOLDG		1,199.00
TOTAL PAYMENT AMOUNT					14,777.90 *	14,777.90

080531/00 SISC III HEALTH

PV-180615	01/16/2018	MEDICAL	01-0000-0-5200.00-1110-1000-310-000-000 NN	TRAVEL & CONFERENCE		2,823.00
PV-180615	01/16/2018	MEDICAL	01-0100-0-9554.00-0000-0000-000-000-000 NN	INSURANCE		181,677.00
PV-180615	01/16/2018	MEDICAL	01-0000-0-3701.00-0000-7209-112-000-000 NN	OPEB, ALLOCATED CERTIFICATED		4,908.60
PV-180615	01/16/2018	MEDICAL	01-0000-0-9565.00-0000-7209-112-000-000 NN	RETIREE INSURANCE LIAB/HOLDG		2,589.40
PV-180615	01/16/2018	MEDICAL	01-0000-0-3702.00-0000-7209-112-000-000 NN	OPEB, ALLOCATED CLASSIFIED		10,812.60
PV-180615	01/16/2018	MEDICAL	01-0000-0-9565.00-0000-7209-112-000-000 NN	RETIREE INSURANCE LIAB/HOLDG		8,689.40
PV-180618	01/16/2018	MEDICAL	01-0100-0-9554.00-0000-0000-000-000-000 NN	INSURANCE		-48.18
TOTAL PAYMENT AMOUNT					211,451.82 *	211,451.82

080532/00 SISC III VISION

PV-180617	01/16/2018	VISION	01-0000-0-3402.00-0000-7110-112-000-000 NN	HEALTH & WELFARE CLASSIFIED		50.00
PV-180617	01/16/2018	VISION	01-0100-0-9554.00-0000-0000-000-000-000 NN	INSURANCE		2,965.30
PV-180617	01/16/2018	VISION	01-0000-0-9565.00-0000-7209-112-000-000 NN	RETIREE INSURANCE LIAB/HOLDG		161.20
PV-180617	01/16/2018	VISION	01-0000-0-3702.00-0000-7209-112-000-000 NN	OPEB, ALLOCATED CLASSIFIED		24.80
PV-180617	01/16/2018	VISION	01-0000-0-9565.00-0000-7209-112-000-000 NN	RETIREE INSURANCE LIAB/HOLDG		248.00
TOTAL PAYMENT AMOUNT					3,449.30 *	3,449.30

Venue	Addr	Remit name	Tax ID num	Deposit type	ABA num	Account num		
Req	Reference	Date	Description	FD-RESC-Y-OBJT.S0	GOAL-FUNC-SCH-DD1-DD2	T9MPS	Liq Amt	Net Amount
105012/00	SPEECH LANGUAGE & EDUCATIONAL							
	PV-180590	01/15/2018	101160	01-8150-0-5200.00-0000-8110-112-000-000	NN		6,910.20	
				TRAVEL & CONFERENCE				
				TOTAL PAYMENT AMOUNT		6,910.20 *		6,910.20
103447/00	SYNCB/AMAZON							
180165	PO-180143	01/16/2018	CVZVAUALVRPF	1 01-0000-0-4300.00-0000-7200-112-000-000	NN P		44.99	44.99
				SUPPLIES				
180165	PO-180143	01/16/2018	BGWWPBTBHEGLWZ	1 01-0000-0-4300.00-0000-7200-112-000-000	NN P		437.91	437.91
				SUPPLIES				
180165	PO-180143	01/16/2018	BNFNOPRYTRTZ	1 01-0000-0-4300.00-0000-7200-112-000-000	NN P		24.99	24.99
				SUPPLIES				
180165	PO-180143	01/16/2018	BYUEFQWBULQW	1 01-0000-0-4300.00-0000-7200-112-000-000	NN P		26.99	26.99
				SUPPLIES				
180165	PO-180143	01/16/2018	020740419172	1 01-0000-0-4300.00-0000-7200-112-000-000	NN P		29.76	29.76
				SUPPLIES				
180165	PO-180143	01/16/2018	117774345091	1 01-0000-0-4300.00-0000-7200-112-000-000	NN P		92.00	92.00
				SUPPLIES				
180165	PO-180143	01/16/2018	248842378749	1 01-0000-0-4300.00-0000-7200-112-000-000	NN P		17.71	17.71
				SUPPLIES				
180165	PO-180143	01/16/2018	297642460074	1 01-0000-0-4300.00-0000-7200-112-000-000	NN P		15.14	15.14
				SUPPLIES				
180165	PO-180143	01/16/2018	278241832935	1 01-0000-0-4300.00-0000-7200-112-000-000	NN P		26.05	26.05
				SUPPLIES				
180165	PO-180143	01/16/2018	466989355838	1 01-0000-0-4300.00-0000-7200-112-000-000	NN P		6.48	6.48
				SUPPLIES				
180190	PO-180146	01/16/2018	CIDJIFFRHRDIP	1 01-0824-0-4300.00-1110-1000-111-000-000	NN P		14.43	14.43
				SUPPLIES				
180190	PO-180146	01/16/2018	LMMZEXUMRVO	1 01-0824-0-4300.00-1110-1000-111-000-000	NN P		21.57	21.57
				SUPPLIES				
180190	PO-180146	01/16/2018	CQELWKDKSOZR	1 01-0824-0-4300.00-1110-1000-111-000-000	NN P		49.13	49.13
				SUPPLIES				
180190	PO-180146	01/16/2018	IVVLJJWJBCNK	1 01-0824-0-4300.00-1110-1000-111-000-000	NN P		27.36	27.36
				SUPPLIES				
180190	PO-180146	01/16/2018	468838949477	1 01-0824-0-4300.00-1110-1000-111-000-000	NN P		53.76	53.76
				SUPPLIES				
180190	PO-180146	01/16/2018	131292487857	1 01-0824-0-4300.00-1110-1000-111-000-000	NN P		25.13	25.13
				SUPPLIES				
180190	PO-180146	01/16/2018	VFFAHCXBRIDTE	1 01-0824-0-4300.00-1110-1000-111-000-000	NN P		90.03	90.03
				SUPPLIES				
180190	PO-180146	01/16/2018	CBOBINTIDLCB	1 01-0824-0-4300.00-1110-1000-111-000-000	NN P		163.80	163.80
				SUPPLIES				
180190	PO-180146	01/16/2018	993638364739	1 01-0824-0-4300.00-1110-1000-111-000-000	NN P		29.06	29.06
				SUPPLIES				

Vend	Addr	Remit name	Tax ID num	Deposit type	ABA num	Account num		Liq Amt	Net Amount
Req	Reference	Date	Description	FD-RESC-Y-OBJT	SO-GOAL-FUNC	SCH-DD1-DD2	T9MPS		
103447 (CONTINUED)									
180203	PO-180178	01/16/2018	EDHQHPMROWC	1	01-3010-0-4300.00-1110-1000-110-000-000	NN	P	11.37	11.37
			SUPPLIES						
180203	PO-180178	01/16/2018	CBJENUGLEZKA	1	01-3010-0-4300.00-1110-1000-110-000-000	NN	P	14.39	14.39
			SUPPLIES						
180203	PO-180178	01/16/2018	BKVQPQPIKFA	1	01-3010-0-4300.00-1110-1000-110-000-000	NN	P	11.92	11.92
			SUPPLIES						
180203	PO-180178	01/16/2018	BTYAHCGQYQNG	1	01-3010-0-4300.00-1110-1000-110-000-000	NN	P	32.30	32.30
			SUPPLIES						
180280	PO-180228	01/16/2018	VKVYDXPJLUGQ	1	01-0824-0-4400.00-1110-1000-310-000-111	NN	P	889.27	889.27
			NON-CAPITALIZED EQUIPMENT						
180280	PO-180228	01/16/2018	DIVCRWFOAYQ	1	01-0824-0-4400.00-1110-1000-310-000-111	NN	P	48.70	48.70
			NON-CAPITALIZED EQUIPMENT						
180280	PO-180228	01/16/2018	BJEUPAEWMKEV	1	01-0824-0-4400.00-1110-1000-310-000-111	NN	P	324.74	324.74
			NON-CAPITALIZED EQUIPMENT						
180280	PO-180228	01/16/2018	437396467577	1	01-0824-0-4400.00-1110-1000-310-000-111	NN	P	75.60	75.60
			NON-CAPITALIZED EQUIPMENT						
180281	PO-180229	01/16/2018	BIRGPJYTWYP	1	01-0824-0-4300.00-1110-1000-310-000-000	NN	P	111.84	111.84
			SUPPLIES						
180281	PO-180229	01/16/2018	BUDUJITBZPDP	1	01-0824-0-4300.00-1110-1000-310-000-000	NN	P	118.99	118.99
			SUPPLIES						
180281	PO-180229	01/16/2018	BZNUUKYJDIOR	1	01-0824-0-4300.00-1110-1000-310-000-000	NN	P	94.91	94.91
			SUPPLIES						
180281	PO-180229	01/16/2018	BNCKGNYHPDWO	1	01-0824-0-4300.00-1110-1000-310-000-000	NN	P	25.03	25.03
			SUPPLIES						
180281	PO-180229	01/16/2018	CIFKLQBQQRGQ	1	01-0824-0-4300.00-1110-1000-310-000-000	NN	P	69.71	69.71
			SUPPLIES						
180281	PO-180229	01/16/2018	CIOFKLQBQQRGQ	1	01-0824-0-4300.00-1110-1000-310-000-000	NN	P	69.71	69.71
			SUPPLIES						
180281	PO-180229	01/16/2018	TYCCVKASVUPJ	1	01-0824-0-4300.00-1110-1000-310-000-000	NN	P	37.91	37.91
			SUPPLIES						
180281	PO-180229	01/16/2018	664399777557	1	01-0824-0-4300.00-1110-1000-310-000-000	NN	P	38.58	38.58
			SUPPLIES						
180281	PO-180229	01/16/2018	637885769836	1	01-0824-0-4300.00-1110-1000-310-000-000	NN	P	28.40	28.40
			SUPPLIES						
180390	PO-180376	01/16/2018	HOXWBTFCGAG	1	01-0824-0-4300.00-1110-1000-110-000-000	NN	P	19.77	19.77
			SUPPLIES						
180441	PO-180404	01/16/2018	090844410450	1	01-8150-0-4300.00-0000-8110-112-000-000	NN	P	33.12	33.12
			SUPPLIES						
180441	PO-180404	01/16/2018	078538644824	1	01-8150-0-4300.00-0000-8110-112-000-000	NN	P	55.90	55.90
			SUPPLIES						
180435	PO-180412	01/16/2018	104691807082	1	01-0824-0-4300.00-1110-1000-110-000-111	NN	F	18.88	18.88
			SUPPLIES						
180434	PO-180413	01/16/2018	1469773557890	1	01-0824-0-4300.00-1110-1000-110-000-200	NN	F	59.97	59.97
			SUPPLIES						
180473	PO-180451	01/16/2018	CNWLELSPWBAP	1	01-1100-0-4300.00-1110-1000-110-000-000	NN	P	376.05	376.05
			SUPPLIES						

Vend	Addr	Remit name	Tax ID num	Deposit type	ABA num	Account num	Liq Amt	Net Amount
Req	Reference	Date	Description	FD-RESC-Y-OBJT.S0-GOAL-FUNC-SCH-DD1-DD2 T9MPS				

103447	(CONTINUED)							
180473	PO-180451	01/16/2018	CNGUFPAFNLLG	1 01-1100-0-4300.00-1110-1000-110-000-000 NN P			183.18	183.18
			SUPPLIES					
180473	PO-180451	01/16/2018	FCYPEJTCDCX	1 01-1100-0-4300.00-1110-1000-110-000-000 NN P			23.98	23.98
			SUPPLIES					
180473	PO-180451	01/16/2018	OYSGSVGUMPHA	1 01-1100-0-4300.00-1110-1000-110-000-000 NN P			27.72	27.72
			SUPPLIES					
180473	PO-180451	01/16/2018	SGKWGEWSGX	1 01-1100-0-4300.00-1110-1000-110-000-000 NN P			68.74	68.74
			SUPPLIES					
180473	PO-180451	01/16/2018	ESKZZLKCMOSG	1 01-1100-0-4300.00-1110-1000-110-000-000 NN P			1,069.92	1,069.92
			SUPPLIES					
180473	PO-180451	01/16/2018	VPELUFHIEBTV	1 01-1100-0-4300.00-1110-1000-110-000-000 NN P			11.99	11.99
			SUPPLIES					
180473	PO-180451	01/16/2018	BPUSTEWIYNXS	1 01-1100-0-4300.00-1110-1000-110-000-000 NN P			209.54	209.54
			SUPPLIES					
180473	PO-180451	01/16/2018	CHRUPEOYDIXQ	1 01-1100-0-4300.00-1110-1000-110-000-000 NN P			60.00	60.00
			SUPPLIES					
180473	PO-180451	01/16/2018	BOYPGCRFDWPT	1 01-1100-0-4300.00-1110-1000-110-000-000 NN P			75.32	75.32
			SUPPLIES					
180473	PO-180451	01/16/2018	487367757787	1 01-1100-0-4300.00-1110-1000-110-000-000 NN P			7.53	7.53
			SUPPLIES					
180473	PO-180451	01/16/2018	434454876674	1 01-1100-0-4300.00-1110-1000-110-000-000 NN P			110.01	110.01
			SUPPLIES					
180473	PO-180451	01/16/2018	463783373576	1 01-1100-0-4300.00-1110-1000-110-000-000 NN P			57.28	57.28
			SUPPLIES					
180473	PO-180451	01/16/2018	977343853667	1 01-1100-0-4300.00-1110-1000-110-000-000 NN P			19.98	19.98
			SUPPLIES					
180473	PO-180451	01/16/2018	BYQAJSKLKTWK	1 01-1100-0-4300.00-1110-1000-110-000-000 NN P			20.16	20.16
			SUPPLIES					
180473	PO-180451	01/16/2018	CJRGLLFSTRQ	1 01-1100-0-4300.00-1110-1000-110-000-000 NN P			146.01	146.01
			SUPPLIES					
180487	PO-180510	01/16/2018	BDIZKKLZZVLOK	1 01-7010-0-4300.00-1110-1000-310-000-000 NN F			164.77	145.02
			SUPPLIES					
180625	PO-180566	01/16/2018	DBCTDKRZXFKB	1 01-1100-0-4300.00-1110-1000-110-000-000 NN F			25.98	25.98
			SUPPLIES					
180644	PO-180600	01/16/2018	CJQKFFEIGUOI	1 01-0000-0-4300.00-0000-7200-112-000-000 NN P			26.22	26.22
			SUPPLIES					
180642	PO-180619	01/16/2018	CLLOEERYMOFU	1 01-1100-0-4300.00-1110-1000-115-000-000 NN P			20.99	20.99
			SUPPLIES					
180642	PO-180619	01/16/2018	180619	1 01-1100-0-4300.00-1110-1000-115-000-000 NN P			117.39	117.39
			SUPPLIES					
180642	PO-180619	01/16/2018	CACNOFNZFUZB	1 01-1100-0-4300.00-1110-1000-115-000-000 NN P			53.98	53.98
			SUPPLIES					
180642	PO-180619	01/16/2018	769583637457	1 01-1100-0-4300.00-1110-1000-115-000-000 NN P			87.98	87.98
			SUPPLIES					
180642	PO-180619	01/16/2018	469749987657	1 01-1100-0-4300.00-1110-1000-115-000-000 NN P			60.00	60.00
			SUPPLIES					

Venue	Addr	Remit name	Tax ID num	Deposit type	ABA num	Account num		
Req	Reference	Date	Description	FD-RESC-Y-OBJT.SO-GOAL-FUNC-SCH-DD1-DD2	T9MPS	Liq Amt	Net Amount	

103447 (CONTINUED)								
180642	PO-180619	01/16/2018	5395884756453	1	01-1100-0-4300.00-1110-1000-115-000-000	NN P	572.00	572.00
					SUPPLIES			
180642	PO-180619	01/16/2018	CFCMHGOKAALC	1	01-1100-0-4300.00-1110-1000-115-000-000	NN P	75.44	75.44
					SUPPLIES			
180642	PO-180619	01/16/2018	149456303939	1	01-1100-0-4300.00-1110-1000-115-000-000	NN P	252.58	252.58
					SUPPLIES			
180642	PO-180619	01/16/2018	292018849641	1	01-1100-0-4300.00-1110-1000-115-000-000	NN P	178.57	178.57
					SUPPLIES			
180642	PO-180619	01/16/2018	BDPLOWBXMPN	1	01-1100-0-4300.00-1110-1000-115-000-000	NN P	67.98	67.98
					SUPPLIES			
	PV-180622	01/16/2018	DBCTDKRZXFKB		01-1100-0-4300.00-1110-1000-110-000-000	NN		7.14
					SUPPLIES			
	PV-180623	01/16/2018	1469773557890		01-0824-0-4300.00-1110-1000-110-000-000	NN		17.55
					SUPPLIES			
	PV-180624	01/16/2018	104691807082		01-0824-0-4300.00-1110-1000-110-000-111	NN		4.43
					SUPPLIES			
TOTAL PAYMENT AMOUNT						7,567.96 *		7,567.96

105077/00 T-MOBILE								
	PV-180575	01/12/2018	960400362 01/13/18		01-0000-0-5912.00-0000-7200-310-000-000	NN		51.00
					COMMUN - INTERNET SVCS/LINES			
TOTAL PAYMENT AMOUNT						51.00 *		51.00

104288/00 TESEI PETROLEUM								
	PV-180597	01/15/2018	86196		01-8150-0-4341.00-0000-8110-112-000-000	NN		836.24
					GAS, OIL LUBE, ETC			
	PV-180604	01/15/2018	85904		01-0824-0-4300.00-1110-1000-110-000-000	NN		280.63
					SUPPLIES			
TOTAL PAYMENT AMOUNT						1,116.87 *		1,116.87

020571/00 THE OFFICE CITY								
180675	PO-180641	01/16/2018	IN-1472641	1	01-1100-0-4300.00-1110-1000-111-000-000	NN P	253.21	253.21
					SUPPLIES			
TOTAL PAYMENT AMOUNT						253.21 *		253.21

Vend	Addr	Remit name	Tax ID num	Deposit type	ABA num	Account num			
Req	Reference	Date	Description	FD-RESC-Y-OBJT.SO-GOAL-FUNC-SCH-DD1-DD2	T9MPS	Liq Amt	Net Amount		
<hr/>									
104323/00	U.S. BANK EQUIPMENT FINANCE								
	PV-180585	01/12/2018	347209264	01-0000-0-5620.00-0000-2700-112-000-000	NN		919.26		
				RENTALS, LEASES OF EQUIPMENT					
	PV-180585	01/12/2018	347209264	01-1100-0-5620.00-1110-1000-110-000-000	NN		919.26		
				RENTALS, LEASES OF EQUIPMENT					
	PV-180585	01/12/2018	347209264	01-3010-0-5620.00-1110-1000-111-000-000	NN		919.26		
				RENTALS, LEASES OF EQUIPMENT					
	PV-180585	01/12/2018	347209264	01-1100-0-5620.00-1110-1000-115-000-000	NN		1,378.90		
				RENTALS, LEASES OF EQUIPMENT					
	PV-180585	01/12/2018	347209264	01-1100-0-5620.00-1110-1000-310-000-000	NN		2,298.15		
				RENTALS, LEASES OF EQUIPMENT					
	TOTAL PAYMENT AMOUNT						6,434.83 *	6,434.83	
<hr/>									
104503/00	VERIZON WIRELESS								
	PV-180571	01/12/2018	842016040-00003 01/15/2018	01-0000-0-5912.00-0000-7110-112-000-000	NN		325.76		
				COMMUN - INTERNET SVCS/LINES					
	PV-180572	01/12/2018	842016040-00002 01/15/2018	01-0000-0-5922.00-0000-2700-112-000-000	NN		609.10		
				COMMUNICATION - TELEPHONE SVCS					
	PV-180573	01/12/2018	000010666345	01-0000-0-5922.00-0000-2700-112-000-000	NN		173.87		
				COMMUNICATION - TELEPHONE SVCS					
	TOTAL PAYMENT AMOUNT						1,108.73 *	1,108.73	
<hr/>									
100439/00	WEST STAR WATER SOLUTIONS								
	180779 PO-180730	01/16/2018	14977	1 01-8150-0-5630.00-0000-8110-112-000-000	NY P	2,286.75	2,286.75		
				REPAIRS/MAINT - BUILDING					
	PV-180613	01/16/2018	14977	01-8150-0-5630.00-0000-8110-112-000-000	NY		411.96		
				REPAIRS/MAINT - BUILDING					
	TOTAL PAYMENT AMOUNT						2,698.71 *	2,698.71	
<hr/>									
096011/00	WESTSIDE WELDING								
	180810 PO-180776	01/16/2018	10272	1 01-7010-0-4300.00-1110-1000-310-000-000	NY F	950.00	785.84		
				SUPPLIES					
	TOTAL PAYMENT AMOUNT						785.84 *	785.84	
<hr/>									
098817/00	YANCEY HOME CENTER								
	180133 PO-180111	01/16/2018	A2017050837	1 01-8150-0-4300.00-0000-8110-112-000-000	NN P	86.26	86.26		
				SUPPLIES					
	180133 PO-180111	01/16/2018	A2017051322	1 01-8150-0-4300.00-0000-8110-112-000-000	NN P	2.15	2.15		
				SUPPLIES					

Venue	Addr	Remit name	Tax ID num	Deposit type	ABA num	Account num		
Req	Reference	Date	Description	FD-RESC-Y-OBJT.SO-GOAL-FUNC-SCH-DD1-DD2	T9MPS	Liq Amt	Net Amount	
098817 (CONTINUED)								
180133	PO-180111	01/16/2018	A2017051532	1 01-8150-0-4300.00-0000-8110-112-000-000	NN P	2.15	2.15	
				SUPPLIES				
180133	PO-180111	01/16/2018	A2017053449	1 01-8150-0-4300.00-0000-8110-112-000-000	NN P	333.72	333.72	
				SUPPLIES				
180133	PO-180111	01/16/2018	A2017054454	1 01-8150-0-4300.00-0000-8110-112-000-000	NN P	258.07	258.07	
				SUPPLIES				
180133	PO-180111	01/16/2018	A2017054620	1 01-8150-0-4300.00-0000-8110-112-000-000	NN P	11.64	11.64	
				SUPPLIES				
180133	PO-180111	01/16/2018	A2017054636	1 01-8150-0-4300.00-0000-8110-112-000-000	NN P	7.76	7.76	
				SUPPLIES				
180133	PO-180111	01/16/2018	A2017054789	1 01-8150-0-4300.00-0000-8110-112-000-000	NN M	-61.25	-61.25	
				SUPPLIES				
180332	PO-180336	01/16/2018	A2017052882	1 01-7010-0-4300.00-1110-1000-310-000-000	NN P	216.69	216.69	
				SUPPLIES				
TOTAL PAYMENT AMOUNT						857.19 *	857.19	
104319/00 YARD MASTERS INC.								
	PV-180598	01/15/2018	8583	01-8150-0-5630.00-0000-8110-112-000-000	NN		1,012.00	
				REPAIRS/MAINT - BUILDING				
TOTAL PAYMENT AMOUNT						1,012.00 *	1,012.00	
TOTAL FUND PAYMENT						391,747.30 **	391,747.30	

MERCED COUNTY OFFICE OF EDUCATION
WARRANT REGISTER BATCH COVER

Gustine

DATE: 1/17/18

DISTRICT FUND: 11 - 5074

BATCH# 11

DISTRICT NAME: 14 - GUSTINE UNIFIED SCHOOL DISTRICT

TOTAL AMOUNT OF REGISTER: \$ 515.30

01-5070
11-5074
13-5077
14-5072
17-5071
21-5066
25-5075
35-5078
40-5065

CHECK LIST FOR WARRANT REGISTERS
(PLEASE CHECKMARK EACH)

- ☒ Verify cash for each fund
- ☒ Ensure deposits have been made at the County Treasurer by 11 a.m.
- ☒ Provide all pages of prelist and Cover Sheet for each fund on prelist (even if zero)
- ☒ Retain original prelist for your records
- ☒ Proper signed authorization for each batch

ALL BATCHES MUST BE RELEASED AND HELD FOR AUDIT

DISTRICT SERVICES USE ONLY

RECEIVED BY DISTRICT SERVICES: _____

AUDIT APPROVED: _____

CASH CHECKED: _____

RELEASED FOR PAYMENT: _____

Venue	Addr	Remit name	Tax ID num	Deposit type	ABA num	Account num		
Req	Reference	Date	Description		FD-RESC-Y-OBJT.SO-GOAL-FUNC-SCH-DD1-DD2	T9MPS	Liq Amt	Net Amount
105077/00	T-MOBILE							
	PV-180576	01/12/2018	958949300 01/13/2018		11-0000-0-5912.00-0000-2700-112-000-000	NN		55.66
					COMMUN - INTERNET SVCS/LINES			
				TOTAL PAYMENT AMOUNT		55.66 *		55.66
104323/00	U.S. BANK EQUIPMENT FINANCE							
	PV-180585	01/12/2018	347209264		11-3926-0-5620.00-0000-2700-312-000-000	NN		229.82
					RENTALS, LEASES OF EQUIPMENT			
	PV-180585	01/12/2018	347209264		11-3905-0-5620.00-0000-2700-312-000-000	NN		229.82
					RENTALS, LEASES OF EQUIPMENT			
				TOTAL PAYMENT AMOUNT		459.64 *		459.64
				TOTAL FUND	PAYMENT	515.30 **		515.30

MERCED COUNTY OFFICE OF EDUCATION
WARRANT REGISTER BATCH COVER

Gustine

DATE: 1/17/18

DISTRICT FUND: 13 - 5077

BATCH# 13

DISTRICT NAME: 14 - GUSTINE UNIFIED SCHOOL DISTRICT

TOTAL AMOUNT OF REGISTER: \$ 668.50

01-5070
11-5074
13-5077
14-5072
17-5071
21-5066
25-5075
35-5078
40-5065

CHECK LIST FOR WARRANT REGISTERS
(PLEASE CHECKMARK EACH)

- ☒ Verify cash for each fund
- ☒ Ensure deposits have been made at the County Treasurer by 11 a.m.
- ☒ Provide all pages of prelist and Cover Sheet for each fund on prelist (even if zero)
- ☒ Retain original prelist for your records
- ☒ Proper signed authorization for each batch

ALL BATCHES MUST BE RELEASED AND HELD FOR AUDIT

DISTRICT SERVICES USE ONLY

RECEIVED BY DISTRICT SERVICES: _____

AUDIT APPROVED: _____

CASH CHECKED: _____

RELEASED FOR PAYMENT: _____

014 Gustine Unified School Dist. J38886
JANUARY 11 WARRANT REGISTER 1

ACCOUNTS PAYABLE PRELIST
BATCH: 0032 JANUARY 11 WARRANT REGISTER 1 << Open >>
FUND : 13 CAFETERIA SPECIAL REVENUE FUND

APY500 L.00.12 01/17/18 10:42 PAGE 20

Vendor	Addr	Remit name	Tax ID num	Deposit type	ABA num	Account num		
Req	Reference	Date	Description	FD-RESC-Y-OBJT.S0-GOAL-FUNC-SCH-DD1-DD2	T9MPS	Liq Amt	Net Amount	
073088/00	GUSTINE SCHOOL DISTRICT							
	RC-180011	01/15/2018	FOOD SERVICE MEETING MEALS	13-5310-0-4300.00-0000-3700-112-000-000	N		201.43	
			SUPPLIES					
	TOTAL PAYMENT AMOUNT						201.43 *	201.43
104327/00	MODESTO REFRIGERATION INC							
180152	PO-180126	01/12/2018	MODESTO REFRIGERATION	1 13-5310-0-5640.00-0000-3700-112-000-000	NN C	3,792.00	0.00	
			REPAIRS/MAINT OF EQUIPMENT					
	TOTAL PAYMENT AMOUNT						0.00 *	0.00
064370/00	OFFICE SUPPLY EXPRESS							
180304	PO-180277	01/16/2018	129406	1 13-5310-0-4350.00-0000-3700-112-000-000	NN P	140.84	140.84	
			OFFICE SUPPLIES					
	TOTAL PAYMENT AMOUNT						140.84 *	140.84
103447/00	SYNCB/AMAZON							
180428	PO-180401	01/16/2018	CFYOUHPQHSR	1 13-5310-0-4300.00-0000-3700-112-000-000	NN P	32.64	32.64	
			SUPPLIES					
180428	PO-180401	01/16/2018	BIMQCOYZIDMO	1 13-5310-0-4300.00-0000-3700-112-000-000	NN P	96.24	96.24	
			SUPPLIES					
180428	PO-180401	01/16/2018	BOYOXVKPVSEP	1 13-5310-0-4300.00-0000-3700-112-000-000	NN P	49.99	49.99	
			SUPPLIES					
180428	PO-180401	01/16/2018	BOTOXVKPSEP	1 13-5310-0-4300.00-0000-3700-112-000-000	NN P	49.99	49.99	
			SUPPLIES					
180428	PO-180401	01/16/2018	CQDAETOLZZEJ	1 13-5310-0-4300.00-0000-3700-112-000-000	NN P	97.37	97.37	
			SUPPLIES					
	TOTAL PAYMENT AMOUNT						326.23 *	326.23
	TOTAL FUND PAYMENT						668.50 **	668.50

MERCED COUNTY OFFICE OF EDUCATION
WARRANT REGISTER BATCH COVER

Gustine

DATE: 1/17/18

DISTRICT FUND: 25 - 5075

BATCH# 25

DISTRICT NAME: 14 - GUSTINE UNIFIED SCHOOL DISTRICT

TOTAL AMOUNT OF REGISTER: \$ 3,176.25

01-5070
11-5074
13-5077
14-5072
17-5071
21-5066
25-5075
35-5078
40-5065

CHECK LIST FOR WARRANT REGISTERS
(PLEASE CHECKMARK EACH)

- ☒ Verify cash for each fund
- ☒ Ensure deposits have been made at the County Treasurer by 11 a.m.
- ☒ Provide all pages of prelist and Cover Sheet for each fund on prelist (even if zero)
- ☒ Retain original prelist for your records
- ☒ Proper signed authorization for each batch

ALL BATCHES MUST BE RELEASED AND HELD FOR AUDIT

DISTRICT SERVICES USE ONLY

RECEIVED BY DISTRICT SERVICES: _____

AUDIT APPROVED: _____

CASH CHECKED: _____

RELEASED FOR PAYMENT: _____

Venue	Addr	Remit name	Tax ID num	Deposit type	ABA num	Account num		
Req	Reference	Date	Description	FD-RESC-Y-OBJT.S0-GOAL-FUNC-SCH-DD1-DD2 T9MPS			Liq Amt	Net Amount
<hr/>								
006217/00	ATKINSON ANDELSON LOYA							
	PV-180612	01/15/2018	534518		25-0000-0-5801.00-0000-8500-112-000-000 NY			1,082.81
					LEGAL FEES			
	PV-180612	01/15/2018	534518		25-0000-0-5801.00-0000-8500-112-000-000 NY			2,093.44
					LEGAL FEES			
	TOTAL PAYMENT AMOUNT				3,176.25	*		3,176.25
	TOTAL FUND PAYMENT				3,176.25	**		3,176.25
	TOTAL BATCH PAYMENT				396,107.35	***	0.00	396,107.35
	TOTAL DISTRICT PAYMENT				396,107.35	****	0.00	396,107.35
	TOTAL FOR ALL DISTRICTS:				396,107.35	****	0.00	396,107.35

Number of checks to be printed: 67, not counting voids due to stub overflows.

Number of zero dollar checks: 1, will be printed.

Batch status: A All

From batch: 0033

To batch: 0033

Include Revolving Cash: Y

Include Address: N

Include Object Desc: Y

Include Vendor TIN: N

Include Audit Date and Time in Sort: N

APPROVED FOR PAYMENT

Handwritten signature

MERCED COUNTY OFFICE OF EDUCATION
WARRANT REGISTER BATCH COVER

Gustine

DATE: 1/25/18

DISTRICT FUND: 01 - 5070

BATCH# 33

DISTRICT NAME: 14 - GUSTINE UNIFIED SCHOOL DISTRICT

TOTAL AMOUNT OF REGISTER: \$ 47,705.60

01-5070

11-5074

13-5077

14-5072

17-5071

21-5066

25-5075

35-5078

40-5065

CHECK LIST FOR WARRANT REGISTERS
(PLEASE CHECKMARK EACH)

- ☒ Verify cash for each fund
- ☒ Ensure deposits have been made at the County Treasurer by 11 a.m.
- ☒ Provide all pages of prelist and Cover Sheet for each fund on prelist (even if zero)
- ☒ Retain original prelist for your records
- ☒ Proper signed authorization for each batch

ALL BATCHES MUST BE RELEASED AND HELD FOR AUDIT

DISTRICT SERVICES USE ONLY

RECEIVED BY DISTRICT SERVICES: _____

AUDIT APPROVED: _____

CASH CHECKED: _____

RELEASED FOR PAYMENT: _____

Vendor	Addr	Remit name	Tax ID num	Deposit type	ABA num	Account num	Liq Amt	Net Amount
Req Reference	Date	Description		FD-RESC-Y-0BJT.S0-GOAL-FUNC-SCH-DD1-DD2 T9MPS				
104160/00		AGUILAR, MYRA LIZETT						
PV-180629	01/23/2018	CBO MEETING @MCOE	11/21/2017	01-0000-0-5200.00-0000-7200-112-000-000 NN			33.08	
				TRAVEL & CONFERENCE				33.08
				TOTAL PAYMENT AMOUNT		33.08 *		
103972/00		ALHAMBRA						
PV-180650	01/24/2018	644542914376853		01-0000-0-4300.00-0000-8200-112-000-000 NN			101.68	
				SUPPLIES				441.20
PV-180650	01/24/2018	644518714376999		01-0000-0-4300.00-0000-8200-112-000-000 NN			380.34	
				SUPPLIES				338.12
PV-180650	01/24/2018	644515514376922		01-0000-0-4300.00-0000-8200-112-000-000 NN			412.34	
				SUPPLIES				163.90
PV-180650	01/24/2018	644516214376936		01-0000-0-4300.00-0000-8200-112-000-000 NN				
				SUPPLIES				
PV-180650	01/24/2018	644513914376875		01-0000-0-4300.00-0000-8200-112-000-000 NN				
				SUPPLIES				
PV-180650	01/24/2018	644514614376894		01-0000-0-4300.00-0000-8200-112-000-000 NN				
				SUPPLIES				
				TOTAL PAYMENT AMOUNT		1,837.58 *		1,837.58
102000		AMERIPRIDE UNIFORM SERVICES						
PV-180642	01/24/2018	1501941561		01-8150-0-5560.00-0000-8110-112-000-000 NN			106.59	
				LAUNDRY/DRY CLEANING				30.00
PV-180642	01/24/2018	1501951174		01-8150-0-5560.00-0000-8110-112-000-000 NN			30.00	
				LAUNDRY/DRY CLEANING				30.00
PV-180642	01/24/2018	1501970991		01-8150-0-5560.00-0000-8110-112-000-000 NN			30.00	
				LAUNDRY/DRY CLEANING				196.59
PV-180642	01/24/2018	1501990809		01-8150-0-5560.00-0000-8110-112-000-000 NN				
				LAUNDRY/DRY CLEANING				
				TOTAL PAYMENT AMOUNT		196.59 *		
006217/00		ATKINSON ANDELSON LOYA						
180863	PO-180796	01/24/2018 SHELL BEACH CONFERENCE 2018	1	01-0000-0-5200.00-0000-7110-112-000-000 NY F			1,295.75	1,197.00
				TRAVEL & CONFERENCE				1,197.00
				TOTAL PAYMENT AMOUNT		1,197.00 *		

Vendor/Addr Req Reference	Remit name Date	Description	Tax ID num	Deposit type	ABA num	Account num	Liq Amt	Net Amount
105143/00	BEDFORD JR, DONALD L							
	PV-180628	01/23/2018 REIMB PARTS FOR MILLER WELDER		01-8150-0-4300.00-0000-8110-112-000-000 NN			36.77	
				SUPPLIES				
		TOTAL PAYMENT AMOUNT			36.77 *			36.77
101755/00	BENCHMARK EDUCATION COMPANY							
180113	PO-180096	01/24/2018 331330		1 01-0801-0-4100.00-1110-1000-110-000-000 NN F			4,708.88	4,687.13
				APPRVD TEXTBKS/CORE CURRICULA				
		TOTAL PAYMENT AMOUNT			4,687.13 *			4,687.13
101656/00	BONANDER TRUCK							
180596	PO-180559	01/24/2018 767287		1 01-0823-0-4344.00-0000-3600-112-000-000 NN P			348.06	348.06
				REPLACEMENT PARTS				
180596	PO-180559	01/24/2018 767432		1 01-0823-0-4344.00-0000-3600-112-000-000 NN P			91.18	91.18
				REPLACEMENT PARTS				
180596	PO-180559	01/24/2018 767608		1 01-0823-0-4344.00-0000-3600-112-000-000 NN P			12.99	12.99
				REPLACEMENT PARTS				
		TOTAL PAYMENT AMOUNT			452.23 *			452.23
104394/00	BUS WEST							
180301	PO-180274	01/24/2018 XA410001083:01		1 01-0823-0-4344.00-0000-3600-112-000-000 NN P			230.26	230.26
				REPLACEMENT PARTS				
180301	PO-180274	01/24/2018 XA410001119:01		1 01-0823-0-4344.00-0000-3600-112-000-000 NN P			148.81	148.81
				REPLACEMENT PARTS				
180301	PO-180274	01/24/2018 XA410001103:01		1 01-0823-0-4344.00-0000-3600-112-000-000 NN P			129.03	129.03
				REPLACEMENT PARTS				
		TOTAL PAYMENT AMOUNT			508.10 *			508.10
103250/00	CANO, ADAM							
180796	PO-180763	01/23/2018 PBIS 11/14 12/11/17		1 01-0824-0-5200.00-1110-1000-310-000-210 NN F			38.50	32.64
				TRAVEL & CONFERENCE				
		TOTAL PAYMENT AMOUNT			32.64 *			32.64

Vendor/Addr	Remit name	Tax ID num	Deposit type	ABA num	Account num		Liq Amt	Net Amount
Req Reference	Date	Description	FD-RESC-Y-OBJT.SO-GOAL-FUNC-SCH-DD1-DD2 T9MPS					
102253/00	CASBO							
180821	PO-180771	01/24/2018 1260	1	01-0000-0-5200.00-0000-7200-112-000-000	NN F	1,185.00	1,185.00	
				TRAVEL & CONFERENCE				
	PV-180641	01/24/2018 586759		01-0000-0-5200.00-0000-7200-112-000-000	NN		140.00	
				TRAVEL & CONFERENCE				
			TOTAL PAYMENT AMOUNT			1,325.00 *	1,325.00	
102690/00	CASBO							
180723	PO-180666	01/24/2018 586759	1	01-0000-0-5200.00-0000-7200-112-000-000	NN F	305.00	305.00	
				TRAVEL & CONFERENCE				
180732	PO-180693	01/24/2018 601218	1	01-0000-0-5200.00-0000-7200-112-000-000	NN F	255.00	255.00	
				TRAVEL & CONFERENCE				
			TOTAL PAYMENT AMOUNT			560.00 *	560.00	
104854/00	CERES WORLD TRAVEL							
180823	PO-180773	01/24/2018 UPDATE 5/25/2017	1	01-0000-0-5200.00-0000-7200-112-000-000	NY F	853.44	853.44	
				TRAVEL & CONFERENCE				
			TOTAL PAYMENT AMOUNT			853.44 *	853.44	
019127/00	COAST HARDWARE							
180541	PO-180476	01/25/2018 370733	1	01-8150-0-4300.00-0000-8110-112-000-000	NN P	10.15	10.15	
				SUPPLIES				
180541	PO-180476	01/25/2018 370784	1	01-8150-0-4300.00-0000-8110-112-000-000	NN P	2.11	2.11	
				SUPPLIES				
180541	PO-180476	01/25/2018 370806	1	01-8150-0-4300.00-0000-8110-112-000-000	NN P	220.30	220.30	
				SUPPLIES				
180541	PO-180476	01/25/2018 370844	1	01-8150-0-4300.00-0000-8110-112-000-000	NN P	5.09	5.09	
				SUPPLIES				
180541	PO-180476	01/25/2018 370846	1	01-8150-0-4300.00-0000-8110-112-000-000	NN P	2.15	2.15	
				SUPPLIES				
180541	PO-180476	01/25/2018 370889	1	01-8150-0-4300.00-0000-8110-112-000-000	NN P	166.14	166.14	
				SUPPLIES				
180541	PO-180476	01/25/2018 370892	1	01-8150-0-4300.00-0000-8110-112-000-000	NN P	19.34	19.34	
				SUPPLIES				
180541	PO-180476	01/25/2018 371015	1	01-8150-0-4300.00-0000-8110-112-000-000	NN P	25.95	25.95	
				SUPPLIES				
180541	PO-180476	01/25/2018 371025	1	01-8150-0-4300.00-0000-8110-112-000-000	NN P	41.10	41.10	
				SUPPLIES				
180541	PO-180476	01/25/2018 371102	1	01-8150-0-4300.00-0000-8110-112-000-000	NN P	5.40	5.40	
				SUPPLIES				

Venue	Addr	Remit name	Tax ID num	Deposit type	ABA num	Account num	Liq Amt	Net Amount
Req	Reference	Date	Description	FD-RESC-Y-OBJT.SO-GOAL-FUNC-SCH-DD1-DD2 T9MPS				
019127 (CONTINUED)								
180541	PO-180476	01/25/2018	371217	1 01-8150-0-4300.00-0000-8110-112-000-000 NN P			26.99	26.99
				SUPPLIES				
180541	PO-180476	01/25/2018	371229	1 01-8150-0-4300.00-0000-8110-112-000-000 NN P			1.55	1.55
				SUPPLIES				
180541	PO-180476	01/25/2018	371348	1 01-8150-0-4300.00-0000-8110-112-000-000 NN P			78.63	78.63
				SUPPLIES				
180541	PO-180476	01/25/2018	371349	1 01-8150-0-4300.00-0000-8110-112-000-000 NN P			1.84	1.84
				SUPPLIES				
180541	PO-180476	01/25/2018	371376	1 01-8150-0-4300.00-0000-8110-112-000-000 NN P			50.16	50.16
				SUPPLIES				
180541	PO-180476	01/25/2018	371406	1 01-8150-0-4300.00-0000-8110-112-000-000 NN P			47.01	47.01
				SUPPLIES				
180541	PO-180476	01/25/2018	371477	1 01-8150-0-4300.00-0000-8110-112-000-000 NN P			32.98	32.98
				SUPPLIES				
180541	PO-180476	01/25/2018	371512	1 01-8150-0-4300.00-0000-8110-112-000-000 NN P			8.41	8.41
				SUPPLIES				
180541	PO-180476	01/25/2018	371552	1 01-8150-0-4300.00-0000-8110-112-000-000 NN P			82.70	82.70
				SUPPLIES				
180541	PO-180476	01/25/2018	371556	1 01-8150-0-4300.00-0000-8110-112-000-000 NN P			26.59	26.59
				SUPPLIES				
180541	PO-180476	01/25/2018	371576	1 01-8150-0-4300.00-0000-8110-112-000-000 NN P			39.21	39.21
				SUPPLIES				
180541	PO-180476	01/25/2018	371585	1 01-8150-0-4300.00-0000-8110-112-000-000 NN P			40.02	40.02
				SUPPLIES				
180541	PO-180476	01/25/2018	371623	1 01-8150-0-4300.00-0000-8110-112-000-000 NN P			5.40	5.40
				SUPPLIES				
180541	PO-180476	01/25/2018	371688	1 01-8150-0-4300.00-0000-8110-112-000-000 NN P			25.49	25.49
				SUPPLIES				
180541	PO-180476	01/25/2018	371691	1 01-8150-0-4300.00-0000-8110-112-000-000 NN P			25.92	25.92
				SUPPLIES				
180541	PO-180476	01/25/2018	371693	1 01-8150-0-4300.00-0000-8110-112-000-000 NN P			8.78	8.78
				SUPPLIES				
180541	PO-180476	01/25/2018	371699	1 01-8150-0-4300.00-0000-8110-112-000-000 NN P			45.40	45.40
				SUPPLIES				
180541	PO-180476	01/25/2018	371749	1 01-8150-0-4300.00-0000-8110-112-000-000 NN P			4.31	4.31
				SUPPLIES				
180541	PO-180476	01/25/2018	371815	1 01-8150-0-4300.00-0000-8110-112-000-000 NN P			25.60	25.60
				SUPPLIES				
180541	PO-180476	01/25/2018	371852	1 01-8150-0-4300.00-0000-8110-112-000-000 NN P			54.74	54.74
				SUPPLIES				
180541	PO-180476	01/25/2018	371854	1 01-8150-0-4300.00-0000-8110-112-000-000 NN P			34.62	34.62
				SUPPLIES				
180541	PO-180476	01/25/2018	372034	1 01-8150-0-4300.00-0000-8110-112-000-000 NN P			16.85	16.85
				SUPPLIES				
180541	PO-180476	01/25/2018	372142	1 01-8150-0-4300.00-0000-8110-112-000-000 NN P			7.99	7.99
				SUPPLIES				

Vendor/Addr	Remit name	Tax ID num	Deposit type	ABA num	Account num	Liq Amt	Net Amount
Req Reference	Date	Description	FD-RESC-Y-OBJT.S0-GOAL-FUNC-SCH-DD1-DD2 T9MPS				
019127 (CONTINUED)							
180541	PO-180476	01/25/2018	372144	1 01-8150-0-4300.00-0000-8110-112-000-000 NN P	SUPPLIES	23.79	23.79
180541	PO-180476	01/25/2018	372153	1 01-8150-0-4300.00-0000-8110-112-000-000 NN P	SUPPLIES	25.96	25.96
180541	PO-180476	01/25/2018	372210	1 01-8150-0-4300.00-0000-8110-112-000-000 NN P	SUPPLIES	15.13	15.13
180541	PO-180476	01/25/2018	372341	1 01-8150-0-4300.00-0000-8110-112-000-000 NN P	SUPPLIES	17.31	17.31
180541	PO-180476	01/25/2018	372395	1 01-8150-0-4300.00-0000-8110-112-000-000 NN P	SUPPLIES	12.98	12.98
180541	PO-180476	01/25/2018	372438	1 01-8150-0-4300.00-0000-8110-112-000-000 NN P	SUPPLIES	5.40	5.40
180541	PO-180476	01/25/2018	372452	1 01-8150-0-4300.00-0000-8110-112-000-000 NN M	SUPPLIES	-5.40	-5.40
180541	PO-180476	01/25/2018	372498	1 01-8150-0-4300.00-0000-8110-112-000-000 NN P	SUPPLIES	26.39	26.39
180541	PO-180476	01/25/2018	372532	1 01-8150-0-4300.00-0000-8110-112-000-000 NN M	SUPPLIES	-20.35	-20.35
180541	PO-180476	01/25/2018	372714	1 01-8150-0-4300.00-0000-8110-112-000-000 NN P	SUPPLIES	14.70	14.70
180541	PO-180476	01/25/2018	372730	1 01-8150-0-4300.00-0000-8110-112-000-000 NN P	SUPPLIES	35.77	35.77
18	PO-180476	01/25/2018	372737	1 01-8150-0-4300.00-0000-8110-112-000-000 NN P	SUPPLIES	11.90	11.90
180541	PO-180476	01/25/2018	372805	1 01-8150-0-4300.00-0000-8110-112-000-000 NN P	SUPPLIES	30.23	30.23
180541	PO-180476	01/25/2018	372835	1 01-8150-0-4300.00-0000-8110-112-000-000 NN P	SUPPLIES	110.83	110.83
180541	PO-180476	01/25/2018	372837	1 01-8150-0-4300.00-0000-8110-112-000-000 NN P	SUPPLIES	49.75	49.75
180541	PO-180476	01/25/2018	373042	1 01-8150-0-4300.00-0000-8110-112-000-000 NN P	SUPPLIES	16.23	16.23
180541	PO-180476	01/25/2018	373079	1 01-8150-0-4300.00-0000-8110-112-000-000 NN P	SUPPLIES	106.03	106.03
180541	PO-180476	01/25/2018	373096	1 01-8150-0-4300.00-0000-8110-112-000-000 NN P	SUPPLIES	33.70	33.70
180541	PO-180476	01/25/2018	373349	1 01-8150-0-4300.00-0000-8110-112-000-000 NN P	SUPPLIES	15.99	15.99
180541	PO-180476	01/25/2018	373350	1 01-8150-0-4300.00-0000-8110-112-000-000 NN P	SUPPLIES	14.27	14.27
180541	PO-180476	01/25/2018	373378	1 01-8150-0-4300.00-0000-8110-112-000-000 NN P	SUPPLIES	62.35	62.35
TOTAL PAYMENT AMOUNT				1,791.88 *		1,791.88	

Vendor/Addr Req Reference	Remit name Date	Description	Tax ID num	Deposit type	ABA num	Account num	Liq Amt	Net Amount
104675/00	COFFEY, TAWNYA							
180756 PO-180736	01/23/2018	MATH NIGHT DONATIONS RAFFLE	1	01-0824-0-4300.00-1110-1000-110-000-205	NN F		34.00	31.41
		SUPPLIES						
		TOTAL PAYMENT AMOUNT			31.41 *			31.41
105148/00	CONTRERAS, MARY T							
180793 PO-180758	01/23/2018	PBIS 12/13	1	01-3010-0-5200.00-1110-1000-115-000-000	NN F		33.17	33.28
		TRAVEL & CONFERENCE						
		TOTAL PAYMENT AMOUNT			33.28 *			33.28
100233/00	CONTROL SYSTEMS SERVICES							
180261 PO-180230	01/24/2018	6618	1	01-8150-0-5630.00-0000-8110-112-000-000	NY P		330.00	330.00
		REPAIRS/MAINT - BUILDING						
		TOTAL PAYMENT AMOUNT			330.00 *			330.00
103478/00	DAVIS, ALLISON							
180777 PO-180727	01/23/2018	BEHAVIORAL REINFORCEMENT REW	1	01-1100-0-4300.00-1110-1000-110-000-000	NN F		86.60	20.00
		SUPPLIES						
		TOTAL PAYMENT AMOUNT			20.00 *			20.00
103252/00	DUEÑAS, PETER							
180808 PO-180768	01/23/2018	REIMBRUSEMENT	1	01-4203-0-4300.00-1223-2700-115-000-000	NN F		39.60	39.60
		SUPPLIES						
		TOTAL PAYMENT AMOUNT			39.60 *			39.60
103762/00	ESTACIO, MELISSA							
180811 PO-180775	01/23/2018	PBIS 12/11	1	01-0824-0-5200.00-1110-1000-310-000-104	NN P		32.64	32.64
		TRAVEL & CONFERENCE						
		TOTAL PAYMENT AMOUNT			32.64 *			32.64
105125/00	ETHERIDGE, ADELAIDE							
PV-180634	01/23/2018	REIMB TPC TRAINING		01-8150-0-5200.00-0000-8110-112-000-000	NN			24.00
		TRAVEL & CONFERENCE						
		TOTAL PAYMENT AMOUNT			24.00 *			24.00

Vendor/Addr	Remit name	Tax ID num	Deposit type	ABA num	Account num	Liq Amt	Net Amount
Req Reference	Date	Description	FD-RESC-Y-OBJT.SO-GOAL-FUNC-SCH-DD1-DD2 T9MPS				
105034/00		FERGUSON PLUMBING					
180639 PO-180610	01/24/2018	WH175130	1 01-8150-0-4300.00-0000-8110-112-000-000 NN P			122.76	122.76
			SUPPLIES				
180639 PO-180610	01/24/2018	848322	1 01-8150-0-4300.00-0000-8110-112-000-000 NN P			441.10	441.10
			SUPPLIES				
		TOTAL PAYMENT AMOUNT		563.86 *			563.86
103880/00		FRANCO, MARIANA					
180795 PO-180757	01/23/2018	PBIS TRAINING 12/13	1 01-3010-0-5200.00-1110-1000-115-000-000 NN F			33.17	33.28
			TRAVEL & CONFERENCE				
		TOTAL PAYMENT AMOUNT		33.28 *			33.28
100149/00		FRESNO COUNTY OFFICE OF					
180870 PO-180811	01/24/2018	JUA-28JJ17	1 01-0000-0-5200.00-0000-7200-112-000-000 NN F			75.00	75.00
			TRAVEL & CONFERENCE				
		TOTAL PAYMENT AMOUNT		75.00 *			75.00
103948/00		GOMEZ, SARA					
PV-180627	01/23/2018	DO SUPPLIES	01-0000-0-4300.00-0000-7200-112-000-000 NN				85.72
			SUPPLIES				
PV-180633	01/23/2018	BOARD PACKETS DELIVERY 1/5	01-0000-0-5230.00-0000-7200-112-000-000 NN				7.60
			MILEAGE				
		TOTAL PAYMENT AMOUNT		93.32 *			93.32
102132/00		GRAINGER					
180543 PO-180475	01/24/2018	9672962728	1 01-8150-0-4300.00-0000-8110-112-000-000 NN P			130.21	130.21
			SUPPLIES				
		TOTAL PAYMENT AMOUNT		130.21 *			130.21
102113/00		HOLT OF CALIFORNIA					
180697 PO-180645	01/24/2018	SW100067069	1 01-0823-0-5640.00-0000-3600-112-000-000 NN P			6,567.97	6,567.97
			REPAIRS/MAINT OF EQUIPMENT				
180697 PO-180645	01/24/2018	PS100196367	1 01-0823-0-5640.00-0000-3600-112-000-000 NN P			153.69	153.69
			REPAIRS/MAINT OF EQUIPMENT				
		TOTAL PAYMENT AMOUNT		6,721.66 *			6,721.66

Vendor	Addr	Remit name	Tax ID num	Deposit type	ABA num	Account num	Liq Amt	Net Amount
Req	Reference	Date	Description	FD-RESC-Y-OBJT	SO-GOAL-FUNC	SCH-DD1-DD2 T9MPS		
100659/00			HOME DEPOT CREDIT SERVICES					
180131	PO-180113	01/25/2018	5014200	1	01-8150-0-4300.00-0000-8110-112-000-000	NN P	652.39	652.39
					SUPPLIES			
180131	PO-180113	01/25/2018	1082777	1	01-8150-0-4300.00-0000-8110-112-000-000	NN P	60.14	60.14
					SUPPLIES			
180131	PO-180113	01/25/2018	1900524	1	01-8150-0-4300.00-0000-8110-112-000-000	NN P	60.01	60.01
					SUPPLIES			
					TOTAL PAYMENT AMOUNT	772.54 *		772.54
104587/00			IC REFRIGERATION					
180801	PO-180745	01/24/2018	0074745-IN	1	01-8150-0-5640.00-0000-8110-112-000-000	NN P	634.03	634.03
					REPAIRS/MAINT OF EQUIPMENT			
					TOTAL PAYMENT AMOUNT	634.03 *		634.03
104667/00			ILLUMINATE EDUCATION INC					
	PV-180646	01/24/2018	2010-8316		01-0824-0-5200.00-1110-1000-310-000-000	NN		450.00
					TRAVEL & CONFERENCE			
					TOTAL PAYMENT AMOUNT	450.00 *		450.00
103777/00			J & F FERTILIZER					
	PV-180649	01/24/2018	7993		01-0823-0-5640.00-0000-3600-112-000-000	NN		98.00
					REPAIRS/MAINT OF EQUIPMENT			
	PV-180649	01/24/2018	7950		01-0823-0-5640.00-0000-3600-112-000-000	NN		285.00
					REPAIRS/MAINT OF EQUIPMENT			
	PV-180649	01/24/2018	7996		01-0823-0-5640.00-0000-3600-112-000-000	NN		196.00
					REPAIRS/MAINT OF EQUIPMENT			
	PV-180649	01/24/2018	7995		01-0823-0-5640.00-0000-3600-112-000-000	NN		441.00
					REPAIRS/MAINT OF EQUIPMENT			
	PV-180649	01/24/2018	7992		01-0823-0-5640.00-0000-3600-112-000-000	NN		196.00
					REPAIRS/MAINT OF EQUIPMENT			
	PV-180649	01/24/2018	7991		01-0823-0-5640.00-0000-3600-112-000-000	NN		73.50
					REPAIRS/MAINT OF EQUIPMENT			
	PV-180649	01/24/2018	7990		01-0823-0-5640.00-0000-3600-112-000-000	NN		98.00
					REPAIRS/MAINT OF EQUIPMENT			
	PV-180649	01/24/2018	7994		01-0823-0-5640.00-0000-3600-112-000-000	NN		196.00
					REPAIRS/MAINT OF EQUIPMENT			
					TOTAL PAYMENT AMOUNT	1,583.50 *		1,583.50

Vendor	Addr	Remit name	Tax ID num	Deposit type	ABA num	Account num		Liq Amt	Net Amount
Req Reference	Date	Description		FD-RESC-Y-OBJT.SO-GOAL-FUNC-SCH-DD1-DD2	T9MPS				
104052/00		J & J AUTO BODY							
180803	PO-180746	01/24/2018 LIC31460537		1	01-0823-0-5650.00-0000-3600-112-000-000	NY F		1,307.01	1,307.01
					REPAIRS/MAIN - VEHICLES				
				TOTAL PAYMENT AMOUNT	1,307.01 *				1,307.01
104713/00		JUAREZ, MARISOL							
	PV-180637	01/23/2018 REIMB DINNER FOR BOARD			01-0000-0-5220.00-0000-7110-112-000-000	NN			51.78
					MEALS				
				TOTAL PAYMENT AMOUNT	51.78 *				51.78
104440/00		KIMBALL MIDWEST							
180554	PO-180500	01/24/2018 6084907		1	01-0823-0-4344.00-0000-3600-112-000-000	NN P		29.32	29.32
					REPLACEMENT PARTS				
				TOTAL PAYMENT AMOUNT	29.32 *				29.32
104951/00		LEON, CARLEE							
180502	PO-180501	01/23/2018 AVID WORKSHOP 09/07/2017		1	01-0824-0-5200.00-1110-1000-111-000-104	NN F		70.40	70.43
					TRAVEL & CONFERENCE				
				TOTAL PAYMENT AMOUNT	70.43 *				70.43
105050/00		MADRIGAL, MARIO							
180790	PO-180751	01/23/2018 EXCEL TRAINING		1	01-1100-0-5200.00-0000-2700-115-000-000	NN F		122.28	122.28
					TRAVEL & CONFERENCE				
	PV-180638	01/23/2018 EXCEL TRAINING 12/14/17			01-0824-0-5200.00-0000-2700-115-000-210	NN			40.86
					TRAVEL & CONFERENCE				
				TOTAL PAYMENT AMOUNT	163.14 *				163.14
104705/00		MERCADO, HORACIO							
180807	PO-180769	01/23/2018 EXCREL TRANING 12/14		1	01-0824-0-5200.00-0000-2700-115-000-104	NN P		150.19	150.19
					TRAVEL & CONFERENCE				
				TOTAL PAYMENT AMOUNT	150.19 *				150.19

Vendor/Addr	Remit name	Tax ID num	Deposit type	ABA num	Account num	Liq Amt	Net Amount
Req Reference	Date	Description	FD-RESC-Y-OBJT.S0-GOAL-FUNC-SCH-DD1-DD2 T9MPS				
100734/00		MERCED COUNTY ENVIRONMENTAL					
180877	PO-180812 01/24/2018 IN090370		1 01-0000-0-5899.00-0000-2700-310-000-000 NN F			615.94	569.00
			OTHER SERVICES, FEES, OP EXPS				
		TOTAL PAYMENT AMOUNT		569.00 *			569.00
092087/00		NAPA AUTO PARTS					
180130	PO-180114 01/24/2018 28399		1 01-8150-0-4300.00-0000-8110-112-000-000 NN P			1.04	1.04
			SUPPLIES				
180130	PO-180114 01/24/2018 288761		1 01-8150-0-4300.00-0000-8110-112-000-000 NN P			48.45	48.45
			SUPPLIES				
180422	PO-180386 01/24/2018 288719		1 01-0823-0-4344.00-0000-3600-112-000-000 NN P			75.47	75.47
			REPLACEMENT PARTS				
180422	PO-180386 01/24/2018 288279		1 01-0823-0-4344.00-0000-3600-112-000-000 NN P			24.78	24.78
			REPLACEMENT PARTS				
180422	PO-180386 01/24/2018 288137		1 01-0823-0-4344.00-0000-3600-112-000-000 NN P			14.00	14.00
			REPLACEMENT PARTS				
		TOTAL PAYMENT AMOUNT		163.74 *			163.74
100059/00		NASCO					
	PV-180653 01/25/2018 305536		01-6300-0-4300.00-1110-1000-310-000-000 NN				1,319.33
			SUPPLIES				
		TOTAL PAYMENT AMOUNT		1,319.33 *			1,319.33
104393/00		NEVER BORING					
	PV-180652 01/24/2018 53216		01-0000-0-5866.00-0000-7200-112-000-000 NN				40.00
			PROFESSIONAL SERVICES				
		TOTAL PAYMENT AMOUNT		40.00 *			40.00
102031/00		OFFICE DEPOT					
180353	PO-180327 01/24/2018 975303965001		1 01-6300-0-4300.00-1110-1000-110-000-000 NN F			630.00	678.83
			SUPPLIES				
	PV-180645 01/24/2018 953006667001		01-6300-0-4300.00-1110-1000-110-000-000 NN				599.95
			SUPPLIES				
		TOTAL PAYMENT AMOUNT		1,278.78 *			1,278.78

Venue	Addr	Remit name	Tax ID num	Deposit type	ABA num	Account num		
Req	Reference	Date	Description	FD-RESC-Y-OBJT.SO-GOAL-FUNC-SCH-DD1-DD2	T9MPS	Liq Amt	Net Amount	
064370/00	OFFICE SUPPLY EXPRESS							
180239	PO-180297	01/24/2018	130257	1	01-0824-0-4300.00-1110-1000-110-000-105	NN P	86.51	86.51
			SUPPLIES					
			TOTAL PAYMENT AMOUNT		86.51 *			86.51
101470/00	P G & E							
	PV-180647	01/24/2018	5159195533-4	01/25/18	01-0000-0-5520.00-0000-8200-112-000-000	NN		4,376.82
			ELECTRICITY					
			TOTAL PAYMENT AMOUNT		4,376.82 *			4,376.82
104883/00	PENA, CATHERINE							
	PV-180635	01/23/2018	DRIVER PHYSICAL	01-0823-0-5845.00-0000-3600-112-000-000	NN			60.00
			PHYSICAL EXAMS					
			TOTAL PAYMENT AMOUNT		60.00 *			60.00
100631/00	POMETTA, CHERYL							
	PV-180630	01/23/2018	REIMB BREAKFAST MEETING	01-0823-0-5899.00-0000-3600-112-000-000	NN			140.88
			OTHER SERVICES, FEES, OP EXPS					
	PV-180631	01/23/2018	REIMB SUPPLIES CHRISTMAS PARK	01-0823-0-5899.00-0000-3600-112-000-000	NN			11.00
			OTHER SERVICES, FEES, OP EXPS					
			TOTAL PAYMENT AMOUNT		151.88 *			151.88
105100/00	PRUDENTIAL OVERALL SUPPLY							
180285	PO-180246	01/24/2018	80552264	1	01-8150-0-4300.00-0000-8110-112-000-000	NN P	49.77	49.77
			SUPPLIES					
180285	PO-180246	01/24/2018	80539525	1	01-8150-0-4300.00-0000-8110-112-000-000	NN P	158.25	158.25
			SUPPLIES					
180285	PO-180246	01/24/2018	80542209	1	01-8150-0-4300.00-0000-8110-112-000-000	NN P	158.25	158.25
			SUPPLIES					
180285	PO-180246	01/24/2018	80544433	1	01-8150-0-4300.00-0000-8110-112-000-000	NN P	158.25	158.25
			SUPPLIES					
180285	PO-180246	01/24/2018	80537313	1	01-8150-0-4300.00-0000-8110-112-000-000	NN P	232.93	232.93
			SUPPLIES					
180285	PO-180246	01/24/2018	80542210	1	01-8150-0-4300.00-0000-8110-112-000-000	NN P	243.33	243.33
			SUPPLIES					
180285	PO-180246	01/24/2018	80537314	1	01-8150-0-4300.00-0000-8110-112-000-000	NN P	98.25	98.25
			SUPPLIES					
180285	PO-180246	01/24/2018	80547852	1	01-8150-0-4300.00-0000-8110-112-000-000	NN P	49.77	49.77
			SUPPLIES					

Vendor/Addr	Remit name	Tax ID num	Deposit type	ABA num	Account num		Liq Amt	Net Amount
Req Reference	Date	Description	FD-RESC-Y-OBJT.S	GOAL-FUNC-SCH-DD1-DD2	T9MPS			
105100 (CONTINUED)								
180285	PO-180246	01/24/2018	80548955	1	01-8150-0-4300.00-0000-8110-112-000-000	NN P	111.75	111.75
					SUPPLIES			
180285	PO-180246	01/24/2018	80548954	1	01-8150-0-4300.00-0000-8110-112-000-000	NN P	98.25	98.25
					SUPPLIES			
180285	PO-180246	01/24/2018	80551162	1	01-8150-0-4300.00-0000-8110-112-000-000	NN P	234.33	234.33
					SUPPLIES			
180285	PO-180246	01/24/2018	80551163	1	01-8150-0-4300.00-0000-8110-112-000-000	NN P	98.25	98.25
					SUPPLIES			
180285	PO-180246	01/24/2018	80551164	1	01-8150-0-4300.00-0000-8110-112-000-000	NN P	111.75	111.75
					SUPPLIES			
180285	PO-180246	01/24/2018	80550050	1	01-8150-0-4300.00-0000-8110-112-000-000	NN P	49.77	49.77
					SUPPLIES			
180285	PO-180246	01/24/2018	80548952	1	01-8150-0-4300.00-0000-8110-112-000-000	NN P	158.25	158.25
					SUPPLIES			
180285	PO-180246	01/24/2018	80548953	1	01-8150-0-4300.00-0000-8110-112-000-000	NN P	234.33	234.33
					SUPPLIES			
180285	PO-180246	01/25/2018	80553364	1	01-8150-0-4300.00-0000-8110-112-000-000	NN P	158.25	158.25
					SUPPLIES			
180285	PO-180246	01/25/2018	80553365	1	01-8150-0-4300.00-0000-8110-112-000-000	NN P	234.33	234.33
					SUPPLIES			
180285	PO-180246	01/25/2018	80553366	1	01-8150-0-4300.00-0000-8110-112-000-000	NN P	98.25	98.25
					SUPPLIES			
180285	PO-180246	01/25/2018	80553367	1	01-8150-0-4300.00-0000-8110-112-000-000	NN P	111.75	111.75
					SUPPLIES			
180285	PO-180246	01/25/2018	80551161	1	01-8150-0-4300.00-0000-8110-112-000-000	NN P	158.25	158.25
					SUPPLIES			
TOTAL PAYMENT AMOUNT				3,006.31 *				3,006.31
101278/00 PSAT/NMSQT								
180799	PO-180762	01/24/2018	PSAT 8/9 FALL2017	1	01-0000-0-4312.00-1200-3160-310-000-000	NN F	260.00	260.00
					TESTS			
TOTAL PAYMENT AMOUNT				260.00 *				260.00
104751/00 QSS USERS GROUP								
180816	PO-180770	01/24/2018	QSS REGISTRATION 3/5-7	1	01-0000-0-5200.00-0000-7200-112-000-000	NN F	568.31	525.00
					TRAVEL & CONFERENCE			
TOTAL PAYMENT AMOUNT				525.00 *				525.00

Venue	Addr	Remit name	Tax ID num	Deposit type	ABA num	Account num	Liq Amt	Net Amount
Req	Reference	Date	Description	FD-RESC-Y-OBJT.SO-GOAL-FUNC-SCH-DD1-DD2	T9MPS			
105210/00			RESIDENCE INN CAMARILLO					
180825	PO-180778	01/24/2018	LODGING FOR PAYROLL BOOT CAMP	1 01-0000-0-5200.00-0000-7200-112-000-000	NN C		407.07	0.00
			TRAVEL & CONFERENCE					
			TOTAL PAYMENT AMOUNT		0.00 *			0.00
100995/00			RISO PRODUCTS OF SACRAMENTO					
180755	PO-180720	01/24/2018	176983	1 01-1100-0-4300.00-1110-1000-110-000-000	NN P		974.25	974.25
			SUPPLIES					
			TOTAL PAYMENT AMOUNT		974.25 *			974.25
104041/00			ROSEN, SANFORD					
	PV-180636	01/23/2018	DMY PHY	01-0823-0-5845.00-0000-3600-112-000-000	NN			60.00
			PHYSICAL EXAMS					
			TOTAL PAYMENT AMOUNT		60.00 *			60.00
104686/00			SAENZ PEST CONTROL INC					
	PV-180651	01/24/2018	0498	01-8150-0-5565.00-0000-8110-112-000-000	NN			170.00
			PEST CONTROL					
	PV-180651	01/24/2018	0497	01-8150-0-5565.00-0000-8110-112-000-000	NN			210.00
			PEST CONTROL					
			TOTAL PAYMENT AMOUNT		380.00 *			380.00
104245/00			SAN JOAQUIN PEST CONTROL					
	PV-180639	01/23/2018	0288852	01-8150-0-5565.00-0000-8110-112-000-000	NN			650.00
			PEST CONTROL					
	PV-180639	01/23/2018	0288850	01-8150-0-5565.00-0000-8110-112-000-000	NN			550.00
			PEST CONTROL					
	PV-180639	01/23/2018	0291338	01-8150-0-5565.00-0000-8110-112-000-000	NN			550.00
			PEST CONTROL					
	PV-180639	01/23/2018	0291339	01-8150-0-5565.00-0000-8110-112-000-000	NN			750.00
			PEST CONTROL					
	PV-180639	01/23/2018	0291340	01-8150-0-5565.00-0000-8110-112-000-000	NN			650.00
			PEST CONTROL					
			TOTAL PAYMENT AMOUNT		3,150.00 *			3,150.00

Vendor/Addr Req Reference	Remit name Date	Description	Tax ID num	Deposit type	ABA num	Account num	Liq Amt	Net Amount

104015/00	SHERWIN WILLIAMS							
180343 PO-180292	01/24/2018	9069-0		1 01-8150-0-4300.00-0000-8110-112-000-000 NN P			340.23	340.23
				SUPPLIES				
				TOTAL PAYMENT AMOUNT	340.23 *			340.23
102511/00	SOUTHWEST SCHOOL & OFFICE							
180189 PO-180145	01/24/2018	PINV0312384		1 01-0824-0-4300.00-1110-1000-111-000-000 NN P			642.35	642.35
				SUPPLIES				
180189 PO-180145	01/24/2018	PINV0304694		1 01-0824-0-4300.00-1110-1000-111-000-000 NN P			722.09	722.09
				SUPPLIES				
180189 PO-180145	01/24/2018	PINV0297024		1 01-0824-0-4300.00-1110-1000-111-000-000 NN P			247.71	247.71
				SUPPLIES				
180189 PO-180145	01/24/2018	PINV0300351		1 01-0824-0-4300.00-1110-1000-111-000-000 NN M			-210.76	-210.76
				SUPPLIES				
				TOTAL PAYMENT AMOUNT	1,401.39 *			1,401.39
103270/00	TALLMAN, GAIL							
180812 PO-180777	01/23/2018	PBIS TRAINING 12/13		1 01-0824-0-5201.00-0000-7410-112-000-210 NN F			49.54	46.97
				PROFESSIONAL DEVLPMNT TRAINING				
				TOTAL PAYMENT AMOUNT	46.97 *			46.97
104288/00	TESEI PETROLEUM							
PV-180643	01/24/2018	86196		01-0823-0-4341.00-0000-3600-112-000-000 NN				836.24
				GAS, OIL LUBE, ETC				
PV-180648	01/24/2018	86621		01-7010-0-4300.00-1110-1000-310-000-000 NN				239.49
				SUPPLIES				
PV-180648	01/24/2018	86621		01-1100-0-4300.00-1801-4200-310-000-000 NN				30.78
				SUPPLIES				
PV-180648	01/24/2018	86621		01-0000-0-4341.00-0000-8200-112-000-000 NN				198.56
				GAS, OIL LUBE, ETC				
PV-180648	01/24/2018	86621		01-8150-0-4341.00-0000-8110-112-000-000 NN				353.40
				GAS, OIL LUBE, ETC				
				TOTAL PAYMENT AMOUNT	1,658.47 *			1,658.47
104899/00	THE CLIFFS RESORT							
180864 PO-180797	01/24/2018	CONFR#: 52744 #54750		1 01-0000-0-5200.00-0000-7110-112-000-000 NN F			1,632.32	1,005.28
				TRAVEL & CONFERENCE				
				TOTAL PAYMENT AMOUNT	1,005.28 *			1,005.28

APY500 L.00.12 01/25/18 10:58 PAGE 15

VENDOR	Addr	Remit name	Tax ID num	Deposit type	ABA num	Account num
Req Reference	Date	Description		FD-RESC-Y-OBJT.SO-GOAL-FUNC-SCH-DD1-DD2 T9MPS	Liq Amt	Net Amount
TOTAL FUND				PAYMENT	47,705.60 **	47,705.60

MERCED COUNTY OFFICE OF EDUCATION
WARRANT REGISTER BATCH COVER

Gustine

DATE: 1/25/18

DISTRICT FUND: 11 - 5074

BATCH# 33

DISTRICT NAME: 14 - GUSTINE UNIFIED SCHOOL DISTRICT

TOTAL AMOUNT OF REGISTER: \$ 22,298.45

01-5070
11-5074
13-5077
14-5072
17-5071
21-5066
25-5075
35-5078
40-5065

CHECK LIST FOR WARRANT REGISTERS
(PLEASE CHECKMARK EACH)

- ☒ Verify cash for each fund
- ☒ Ensure deposits have been made at the County Treasurer by 11 a.m.
- ☒ Provide all pages of prelist and Cover Sheet for each fund on prelist (even if zero)
- ☒ Retain original prelist for your records
- ☒ Proper signed authorization for each batch

ALL BATCHES MUST BE RELEASED AND HELD FOR AUDIT

DISTRICT SERVICES USE ONLY

RECEIVED BY DISTRICT SERVICES: _____

AUDIT APPROVED: _____

CASH CHECKED: _____

RELEASED FOR PAYMENT: _____

Vendor:Addr	Remit name	Tax ID num	Deposit type	ABA num	Account num			
Req Reference	Date	Description		FD-RESC-Y-OBJT.SO-GOAL-FUNC-SCH-DD1-DD2	T9MPS	Liq Amt	Net Amount	
103792/00		DATA PATH INC						
180832	PO-180786	01/24/2018	136741	1 11-6391-0-4300.00-4110-1000-312-000-000	NN F	24,080.62	22,142.63	
				SUPPLIES				
				TOTAL PAYMENT AMOUNT	22,142.63 *		22,142.63	
103434/00		PEARSON EDUCATION						
	PV-180644	01/24/2018	BK 86436831	11-6391-0-4300.00-4110-1000-312-000-000	NN		155.82	
				SUPPLIES				
				TOTAL PAYMENT AMOUNT	155.82 *		155.82	
				TOTAL FUND	PAYMENT	22,298.45 **	22,298.45	

MERCED COUNTY OFFICE OF EDUCATION
WARRANT REGISTER BATCH COVER

Gustine

DATE: 1/25/18

DISTRICT FUND: 13 - 5077

BATCH# 33

DISTRICT NAME: 14 - GUSTINE UNIFIED SCHOOL DISTRICT

TOTAL AMOUNT OF REGISTER: \$ 52,585.91

01-5070
11-5074
13-5077
14-5072
17-5071
21-5066
25-5075
35-5078
40-5065

CHECK LIST FOR WARRANT REGISTERS
(PLEASE CHECKMARK EACH)

- ☒ Verify cash for each fund
- ☒ Ensure deposits have been made at the County Treasurer by 11 a.m.
- ☒ Provide all pages of prelist and Cover Sheet for each fund on prelist (even if zero)
- ☒ Retain original prelist for your records
- ☒ Proper signed authorization for each batch

ALL BATCHES MUST BE RELEASED AND HELD FOR AUDIT

DISTRICT SERVICES USE ONLY

RECEIVED BY DISTRICT SERVICES: _____

AUDIT APPROVED: _____

CASH CHECKED: _____

RELEASED FOR PAYMENT: _____

Vendor/Addr	Remit name	Tax ID num	Deposit type	ABA num	Account num		
Req Reference	Date	Description		FD-RESC-Y-OBJT.SO-GOAL-FUNC-SCH-DD1-DD2	T9MPS	Liq Amt	Net Amount

104160/00	AGUILAR, MYRA LIZETT						
PV-180632	01/23/2018	SUPPLES FOR CAFETERIA MTG		13-5310-0-4300.00-0000-3700-112-000-000	NN		8.90
		SUPPLIES					
		TOTAL PAYMENT AMOUNT		8.90 *			8.90

104773/00	CHARTWELLS DINING SERVICES						
PV-180640	01/24/2018	FOOD SERVICE		13-5310-0-4700.00-0000-3700-112-000-000	NN		37,241.46
		FOOD					
PV-180640	01/24/2018	FOOD SERVICE		13-5310-0-4799.00-0000-3700-112-599-000	NN		1,197.20
		MISCELLANEOUS FOOD SUPPLIES					
PV-180640	01/24/2018	FOOD SERVICE		13-5310-0-4300.00-0000-3700-112-000-000	NN		2,372.10
		SUPPLIES					
PV-180640	01/24/2018	FOOD SERVICE		13-5310-0-5866.00-0000-3700-112-000-000	NN		6,303.14
		PROFESSIONAL SERVICES					
PV-180640	01/24/2018	FOOD SERVICE		13-5310-0-5899.00-0000-3700-112-000-000	NN		2,198.88
		OTHER SERVICES, FEES, OP EXPS					
PV-180640	01/24/2018	FOOD SERVICE		13-5320-0-4700.00-0000-3700-112-000-000	NN		1,686.86
		FOOD					
PV-180640	01/24/2018	FOOD SERVICE		13-5320-0-4300.00-0000-3700-112-000-000	NN		216.34
		SUPPLIES					
PV-180640	01/24/2018	FOOD SERVICE		13-5320-0-5866.00-0000-3700-112-000-000	NN		972.88
		PROFESSIONAL SERVICES					
PV-180640	01/24/2018	FOOD SERVICE		13-5320-0-5899.00-0000-3700-112-000-000	NN		324.19
		OTHER SERVICES, FEES, OP EXPS					
		TOTAL PAYMENT AMOUNT		52,513.05 *			52,513.05

104288/00	TESEI PETROLEUM						
PV-180648	01/24/2018	86621		13-5310-0-4341.00-0000-3700-112-000-000	NN		63.96
		GAS, OIL LUBE, ETC					
		TOTAL PAYMENT AMOUNT		63.96 *			63.96
		TOTAL FUND	PAYMENT	52,585.91 **			52,585.91

MERCED COUNTY OFFICE OF EDUCATION
WARRANT REGISTER BATCH COVER

Gustine

DATE: 1/25/18

DISTRICT FUND: 21 - 5077

BATCH# 33

DISTRICT NAME: 14 - GUSTINE UNIFIED SCHOOL DISTRICT

TOTAL AMOUNT OF REGISTER: \$ 0.00

01-5070
11-5074
13-5077
14-5072
17-5071
21-5066
25-5075
35-5078
40-5065

CHECK LIST FOR WARRANT REGISTERS
(PLEASE CHECKMARK EACH)

- ☒ Verify cash for each fund
- ☒ Ensure deposits have been made at the County Treasurer by 11 a.m.
- ☒ Provide all pages of prelist and Cover Sheet for each fund on prelist (even if zero)
- ☒ Retain original prelist for your records
- ☒ Proper signed authorization for each batch

ALL BATCHES MUST BE RELEASED AND HELD FOR AUDIT

DISTRICT SERVICES USE ONLY

RECEIVED BY DISTRICT SERVICES: _____

AUDIT APPROVED: _____

CASH CHECKED: _____

RELEASED FOR PAYMENT: _____

Vend.	Addr	Remit name	Tax ID num	Deposit type	ABA num	Account num		
Req	Reference	Date	Description	FD-RESC-Y-OBJT.S0-GOAL-FUNC-SCH-DD1-DD2	T9MPS		Liq Amt	Net Amount
<hr/>								
104863/00	CALIFORNIA DESIGN WEST INC.							
PO-170759	01/24/2018	ARCHETECT,DSA,BIDDING, ETC		1	21-0000-7-6215.00-0000-8500-115-000-337	NN C	111,185.00	0.00
		ARCHITECT/ ENGINEERING FEES						
		TOTAL PAYMENT AMOUNT			0.00	*		0.00
		TOTAL FUND		PAYMENT	0.00	**		0.00
		TOTAL BATCH PAYMENT			122,589.96	***	0.00	122,589.96
		TOTAL DISTRICT PAYMENT			122,589.96	****	0.00	122,589.96
		TOTAL FOR ALL DISTRICTS:			122,589.96	****	0.00	122,589.96

Number of checks to be printed: 62, not counting voids due to stub overflows.

Number of zero dollar checks: 2, will be printed.

Batch status: A All

From batch: 0034

To batch: 0034

Include Revolving Cash: Y

Include Address: N

Include Object Desc: Y

Include Vendor TIN: N

Include Audit Date and Time in Sort: N

APPROVED FOR PAYMENT

[Signature]

MERCED COUNTY OFFICE OF EDUCATION
CHECK REGISTER BATCH COVER

Gustine

DATE: 1/25/18

DISTRICT FUND: 13 - 5077

BATCH# 33

DISTRICT NAME: 14 - GUSTINE UNIFIED SCHOOL DISTRICT

TOTAL AMOUNT OF REGISTER: \$ 6,775.53

01-5070
11-5074
13-5077
14-5072
17-5071
21-5069
25-5075
35-5078
40-5065

CHECK LIST FOR CHECK REGISTERS
(PLEASE CHECKMARK EACH)

- ☒ Verify cash for each fund
- ☒ Ensure deposits have been made at the County Treasurer by 11 a.m.
- ☒ Provide all pages of prelist and Cover Sheet for each fund on prelist (even if zero)
- ☒ Retain original prelist for your records
- ☒ Proper signed authorization for each batch

ALL BATCHES MUST BE RELEASED AND HELD FOR AUDIT

DISTRICT SERVICES USE ONLY

RECEIVED BY DISTRICT SERVICES: _____

AUDIT APPROVED: _____

CASH CHECKED: _____

RELEASED FOR PAYMENT: _____

Vendor / Addr	Remit name	Tax ID num	Deposit type	ABA num	Account num	Liq Amt	Net Amount
Req Reference	Date	Description			FD-RESC-Y-OBJT.SO-GOAL-FUNC-SCH-DD1-DD2 T9MPS		
104773/00		CHARTWELLS DINING SERVICES					
PV-180654	01/25/2018	2943900013		13-5314-0-6490.00-0000-3700-112-000-000 NN			6,775.53
				EQUIPMENT (EQUAL/OVER \$5000)			
		TOTAL PAYMENT AMOUNT		6,775.53 *			6,775.53
		TOTAL FUND	PAYMENT	6,775.53 **			6,775.53
		TOTAL BATCH PAYMENT		6,775.53 ***	0.00		6,775.53
		TOTAL DISTRICT PAYMENT		6,775.53 ****	0.00		6,775.53
		TOTAL FOR ALL DISTRICTS:		6,775.53 ****	0.00		6,775.53

Number of checks to be printed: 1, not counting voids due to stub overflows.

Batch status: A All

From batch: 0035

To batch: 0035

Include Revolving Cash: Y


Include Address: N

Include Object Desc: Y

Include Vendor TIN: N

Include Audit Date and Time in Sort: N

APPROVED FOR PAYMENT



MERCED COUNTY OFFICE OF EDUCATION
CHECK REGISTER BATCH COVER

Gustine

DATE: 1/31/18

DISTRICT FUND: 01 - 5070

BATCH# 35

DISTRICT NAME: 14 - GUSTINE UNIFIED SCHOOL DISTRICT

TOTAL AMOUNT OF REGISTER: \$ 82,940.20

01-5070
11-5074
13-5077
14-5072
17-5071
21-5069
25-5075
35-5078
40-5065

CHECK LIST FOR CHECK REGISTERS
(PLEASE CHECKMARK EACH)

- ☒ Verify cash for each fund
- ☒ Ensure deposits have been made at the County Treasurer by 11 a.m.
- ☒ Provide all pages of prelist and Cover Sheet for each fund on prelist (even if zero)
- ☒ Retain original prelist for your records
- ☒ Proper signed authorization for each batch

ALL BATCHES MUST BE RELEASED AND HELD FOR AUDIT

DISTRICT SERVICES USE ONLY

RECEIVED BY DISTRICT SERVICES: _____

AUDIT APPROVED: _____

CASH CHECKED: _____

RELEASED FOR PAYMENT: _____

Vendor, Addr	Remit name	Tax ID num	Deposit type	ABA num	Account num		Liq Amt	Net Amount
Req Reference	Date	Description		FD-RESC-Y-OBJT.SO-GOAL-FUNC-SCH-DD1-DD2 T9MPS				
061292/00	10-S Tennis Supply							
180539 PO-180486	01/31/2018	665577	1	01-0824-0-4300.00-1110-1000-110-000-102	NN F	1,437.34	1,437.34	
				SUPPLIES				
				TOTAL PAYMENT AMOUNT	1,437.34 *			1,437.34
105085/00	ACP DIRECT							
180830 PO-180784	01/31/2018	0214588	1	01-9418-0-4300.00-0000-7405-112-000-000	NN F	427.21	394.65	
				SUPPLIES				
				TOTAL PAYMENT AMOUNT	394.65 *			394.65
104957/00	AERIES SOFTWARE							
180229 PO-180296	01/31/2018	CONF-15592	1	01-1100-0-5200.00-1110-1000-110-000-000	NN F	1,575.00	1,575.00	
				TRAVEL & CONFERENCE				
				TOTAL PAYMENT AMOUNT	1,575.00 *			1,575.00
104138/00	AIRCALL COMMUNICATIONS							
180555 PO-180511	01/31/2018	33065	1	01-1100-0-4400.00-1110-1000-115-000-000	NY F	443.82	443.82	
				NON-CAPITALIZED EQUIPMENT				
180555 PO-180511	01/31/2018	33065	2	01-0823-0-4400.00-0000-3600-112-000-000	NY F	443.83	443.83	
				NON-CAPITALIZED EQUIPMENT				
				TOTAL PAYMENT AMOUNT	887.65 *			887.65
103602/00	AIRGAS INC							
180338 PO-180334	01/31/2018	9950543095	1	01-7010-0-4300.00-1110-1000-310-000-000	NN P	78.00	78.00	
				SUPPLIES				
				TOTAL PAYMENT AMOUNT	78.00 *			78.00
105214/00	ALAN RASMUSSEN AND ASSOCIATES							
PV-180656	01/31/2018	13018		01-0000-0-5866.00-0000-7150-112-000-000	NN		3,750.00	
				PROFESSIONAL SERVICES				
PV-180671	01/31/2018	TRAVEL AND EXPENSES		01-0000-0-5230.00-0000-7150-112-000-000	NN		402.30	
				MILEAGE				
				TOTAL PAYMENT AMOUNT	4,152.30 *			4,152.30

014 Gustine Unified School Dist. J44761
JANUARY 30 WARRANT REGISTER 4

ACCOUNTS PAYABLE PRELIST APY500 L.00.12 01/31/18 13:06 PAGE 2
BATCH: 0035 JANUARY 30 WARRANT REGISTER 4 << Open >>
FUND : 01 GENERAL FUND/COUNTY SSF

Vendor	Addr	Remit name	Tax ID num	Deposit type	ABA num	Account num	Liq Amt	Net Amount
Req Reference	Date	Description	FD-RESC-Y-OBJT.SO-GOAL-FUNC-SCH-DD1-DD2 T9MPS					
104680/00		APPLE TEXTBOOKS						
180608	PO-180582	01/31/2018 SOW35382	1	01-0801-0-4100.00-1110-1000-310-000-000	NN	F	630.34	588.70
				APPRVD TEXTBKS/CORE CURRICULA				
			TOTAL PAYMENT AMOUNT	588.70	*			588.70
104020/00		AT&T						
	PV-180658	01/31/2018 000010807465		01-0000-0-5922.00-0000-2700-112-000-000	NN			345.17
				COMMUNICATION - TELEPHONE SVCS				
	PV-180661	01/31/2018 000010807466		01-0000-0-5922.00-0000-2700-112-000-000	NN			1,605.47
				COMMUNICATION - TELEPHONE SVCS				
			TOTAL PAYMENT AMOUNT	1,950.64	*			1,950.64
104394/00		BUS WEST						
180815	PO-180767	01/30/2018 XA410001571:01	1	01-0823-0-4344.00-0000-3600-112-000-000	NN	P	96.20	96.20
				REPLACEMENT PARTS				
			TOTAL PAYMENT AMOUNT	96.20	*			96.20
016633/00		CENTRAL SANITARY SUPPLY CO						
180833	PO-180802	01/31/2018 847622	1	01-8150-0-4300.00-0000-8110-112-000-000	NN	P	1,087.66	1,087.66
				SUPPLIES				
180838	PO-180802	01/31/2018 855166	1	01-8150-0-4300.00-0000-8110-112-000-000	NN	P	150.63	150.63
				SUPPLIES				
			TOTAL PAYMENT AMOUNT	1,238.29	*			1,238.29
103285/00		CITY OF GUSTINE						
	PV-180662	01/31/2018 SRO-0118		01-0000-0-5899.00-0000-8300-112-000-000	NN			3,374.50
				OTHER SERVICES, FEES, OP EXPS				
			TOTAL PAYMENT AMOUNT	3,374.50	*			3,374.50
104666/00		CITY OF NEWMAN						
	PV-180659	01/31/2018 0002598		01-0000-0-5842.00-0000-7200-112-000-000	NN			114.00
				FINGERPRINTING				
			TOTAL PAYMENT AMOUNT	114.00	*			114.00

Vendor/Addr	Remit name	Tax ID num	Deposit type	ABA num	Account num	Liq Amt	Net Amount
Req Reference	Date	Description	FD-RESC-Y-OBJT.S0-GOAL-FUNC-SCH-DD1-DD2 T9MPS				
104839/00	CLASSTECH						
180556 PO-180530	01/31/2018 1333	1 01-0824-0-5805.00-1275-1050-310-000-105 YN F	ADMISSION TIX COST/FIELD TRIPS			49.00	49.00
		TOTAL PAYMENT AMOUNT		49.00 *			49.00
		TOTAL USE TAX AMOUNT		4.04			
102216/00	COPY SHIPPING SOLUTIONS						
180656 PO-180615	01/30/2018 43199	1 01-0000-0-4350.00-0000-7200-112-000-000 NY P	OFFICE SUPPLIES			312.84	312.84
		TOTAL PAYMENT AMOUNT		312.84 *			312.84
103792/00	DATA PATH INC						
180822 PO-180772	01/30/2018 136731	1 01-0000-0-4400.00-0000-7200-112-000-000 NN F	NON-CAPITALIZED EQUIPMENT			4,585.00	4,585.00
180831 PO-180785	01/31/2018 136740	1 01-0000-0-5810.00-0000-7500-112-000-000 NN F	SOFTWARE LICENSE			8,734.25	8,068.59
		TOTAL PAYMENT AMOUNT		12,653.59 *			12,653.59
101111/00	FEDEX						
180382 PO-180339	01/30/2018 6-027-05985	1 01-0000-0-5930.00-0000-7200-112-000-000 NN P	COMMUNICATION - POSTAGE/METER			99.16	99.16
180382 PO-180339	01/31/2018 6-6062-14480	1 01-0000-0-5930.00-0000-7200-112-000-000 NN P	COMMUNICATION - POSTAGE/METER			46.16	46.16
		TOTAL PAYMENT AMOUNT		145.32 *			145.32
102063/00	FILIPPINI, LISA						
180537 PO-180534	01/31/2018 SPECIAL EDUCATION TRAINING	1 01-1100-0-5200.00-1110-1000-110-000-000 NN P	TRAVEL & CONFERENCE			128.40	128.40
		TOTAL PAYMENT AMOUNT		128.40 *			128.40
032475/00	FORD'S FARM SUPPLY						
180334 PO-180332	01/30/2018 150495	1 01-7010-0-4300.00-1110-1000-310-000-000 NN P	SUPPLIES			54.61	54.61
180334 PO-180332	01/30/2018 150539	1 01-7010-0-4300.00-1110-1000-310-000-000 NN P	SUPPLIES			253.57	253.57
		TOTAL PAYMENT AMOUNT		308.18 *			308.18

Vend	Addr	Remit name	Tax ID num	Deposit type	ABA num	Account num		
Req	Reference	Date	Description	FD-RESC-Y-OBJT.SO-GOAL-FUNC-SCH-DD1-DD2 T9MPS			Liq Amt	Net Amount
104357/00	JS WEST PROPANE GAS							
	PV-180668	01/31/2018	252158	01-7010-0-4300.00-1110-1000-310-000-000 NN				85.00
				SUPPLIES				
				TOTAL PAYMENT AMOUNT	85.00 *			85.00
104945/00	KLOG							
180680	PO-180668	01/31/2018	17-284146-1	1 01-0824-0-4300.00-1110-1000-110-000-000 NN F			4,765.68	4,513.23
				SUPPLIES				
				TOTAL PAYMENT AMOUNT	4,513.23 *			4,513.23
100565/00	LOZANO SMITH LLP							
	PV-180663	01/31/2018	2043454	01-3310-0-5801.00-5001-2700-112-000-000 NY				10,490.60
				LEGAL FEES				
				TOTAL PAYMENT AMOUNT	10,490.60 *			10,490.60
054938/00	MATTOS NEWSPAPERS INC.							
180345	PO-180294	01/31/2018	MATTOS GES	1 01-0000-0-5899.00-0000-7200-112-000-000 NN P			35.00	35.00
				OTHER SERVICES, FEES, OP EXPS				
180442	PO-180442	01/30/2018	68778	1 01-0000-0-4399.00-0000-7200-112-000-000 NN P			37.76	37.76
				MISCELLANEOUS SUPPLIES				
180726	PO-180672	01/30/2018	TR120517030	1 01-0000-0-5899.00-0000-7200-112-000-000 NN P			350.00	350.00
				OTHER SERVICES, FEES, OP EXPS				
				TOTAL PAYMENT AMOUNT	422.76 *			422.76
056337/00	MERCED COUNTY OFFICE OF							
180694	PO-180637	01/31/2018	101	1 01-0824-0-4300.00-1110-1000-112-000-116 N F			1,163.69	675.00
				SUPPLIES				
				TOTAL PAYMENT AMOUNT	675.00 *			675.00
105215/00	MICHAEL E CRASS							
	PV-180672	01/31/2018	13118	01-0000-0-5230.00-0000-7150-112-000-000 NN				3,750.00
				MILEAGE				
				TOTAL PAYMENT AMOUNT	3,750.00 *			3,750.00

Vendor / Addr	Remit name	Tax ID num	Deposit type	ABA num	Account num		Liq Amt	Net Amount
Req Reference	Date	Description	FD-RESC-Y-OBJT.SO-GOAL-FUNC-SCH-DD1-DD2 T9MPS					
105184/00		MOVING MINDS						
180641	PO-180602	01/31/2018 9393754	1	01-1100-0-4300.00-1110-1000-110-000-000	NN F	SUPPLIES	1,038.44	1,074.60
180640	PO-180603	01/31/2018 9393752	1	01-0824-0-4300.00-1110-1000-110-000-210	NN F	SUPPLIES	1,481.94	1,481.94
	PV-180670	01/31/2018 9393752		01-0824-0-4300.00-1110-1000-110-000-210	NN	SUPPLIES		243.92
TOTAL PAYMENT AMOUNT				2,800.46	*			2,800.46
092087/00		NAPA AUTO PARTS						
180130	PO-180114	01/30/2018 289760	1	01-8150-0-4300.00-0000-8110-112-000-000	NN P	SUPPLIES	33.42	33.42
TOTAL PAYMENT AMOUNT				33.42	*			33.42
100059/00		NASCO						
	PV-180669	01/31/2018 665577		01-0824-0-4300.00-1110-1000-110-000-102	NN	SUPPLIES		163.50
	PV-180669	01/31/2018 661993		01-0824-0-4300.00-1110-1000-110-000-102	NN	SUPPLIES		24.22
TOTAL PAYMENT AMOUNT				187.72	*			187.72
103185/00		NATIONAL BUSINESS INSTITUTE						
180769	PO-180725	01/31/2018 668481	1	01-1100-0-5200.00-1110-1000-110-000-000	NN F	TRAVEL & CONFERENCE	377.79	349.00
TOTAL PAYMENT AMOUNT				349.00	*			349.00
101470/00		P G & E						
	PV-180657	01/31/2018 ACCT 546718958-1 02/05/18		01-0000-0-5520.00-0000-8200-112-000-000	NN	ELECTRICITY		2,845.99
TOTAL PAYMENT AMOUNT				2,845.99	*			2,845.99
105038/00		PLAYHOUSE MERCED						
180138	PO-180121	01/30/2018 271814832	1	01-0824-0-5805.00-1110-1000-112-000-213	NN P	ADMISSION TIX COST/FIELD TRIPS	6,125.00	6,125.00
TOTAL PAYMENT AMOUNT				6,125.00	*			6,125.00

Vendor, Addr Req Reference	Remit name Date	Description	Tax ID num	Deposit type	ABA num	Account num	Liq Amt	Net Amount
FD-RESC-Y-OBJT.S0-GOAL-FUNC-SCH-DD1-DD2 T9MPS								
101122/00	RAY MORGAN COMPANY							
	PV-180666	01/31/2018 18953559			01-1100-0-5620.00-1110-1000-110-000-000	NY		383.55
					RENTALS, LEASES OF EQUIPMENT			
					TOTAL PAYMENT AMOUNT	383.55 *		383.55
105078/00	Ridde1/All American Sports Cor							
180819	PO-180792	01/31/2018 60340590			1 01-1100-0-4300.00-1801-4200-310-000-000	NN F	394.09	392.90
					SUPPLIES			
					TOTAL PAYMENT AMOUNT	392.90 *		392.90
100832/00	SCHOLASTIC							
180436	PO-180411	01/31/2018 M6356036			1 01-0824-0-4300.00-1110-1000-110-000-100	NN F	334.17	310.86
					SUPPLIES			
					TOTAL PAYMENT AMOUNT	310.86 *		310.86
105202/00	SCHOOL FIX							
180752	PO-180733	01/31/2018 224719			1 01-1100-0-4300.00-1110-1000-110-000-000	NN P	91.75	91.75
					SUPPLIES			
					TOTAL PAYMENT AMOUNT	91.75 *		91.75
102511/00	SOUTHWEST SCHOOL & OFFICE							
180016	PO-180012	01/30/2018 PINVC0356328			1 01-0824-0-4300.00-1110-1000-115-000-000	NN P	61.80	61.80
					SUPPLIES			
180016	PO-180012	01/30/2018 PINV0356286			1 01-0824-0-4300.00-1110-1000-115-000-000	NN P	182.50	182.50
					SUPPLIES			
180016	PO-180012	01/30/2018 PINV0356273			1 01-0824-0-4300.00-1110-1000-115-000-000	NN P	249.61	249.61
					SUPPLIES			
180016	PO-180012	01/30/2018 PINV0345700			1 01-0824-0-4300.00-1110-1000-115-000-000	NN P	88.98	88.98
					SUPPLIES			
180016	PO-180012	01/30/2018 PINV0342637			1 01-0824-0-4300.00-1110-1000-115-000-000	NN P	157.06	157.06
					SUPPLIES			
180016	PO-180012	01/30/2018 PINV0342541			1 01-0824-0-4300.00-1110-1000-115-000-000	NN P	91.76	91.76
					SUPPLIES			
					TOTAL PAYMENT AMOUNT	831.71 *		831.71

Vendor	Addr	Remit name	Tax ID num	Deposit type	ABA num	Account num	Liq Amt	Net Amount
Req Reference	Date	Description		FD-RESC-Y-OBJT.SO-GOAL-FUNC-SCH-DD1-DD2 T9MPS				
<hr/>								
103885/00		STANDARD INSURANCE COMPANY						
	PV-180655	01/30/2018 CT 501236 JAN 22, 2018		01-0100-0-9555.00-0000-0000-000-000-000 NN			1,959.74	
				125 DEP CARE & MED REIMBURSE				
				TOTAL PAYMENT AMOUNT		1,959.74 *		1,959.74
<hr/>								
100968/00		STANISLAUS COUNTY						
	180772	PO-180726 01/31/2018 181136		1 01-3010-0-5200.00-1110-1000-110-000-000 NN P			40.00	40.00
				TRAVEL & CONFERENCE				
	180770	PO-180728 01/31/2018 181374		1 01-3010-0-5200.00-1110-1000-110-000-000 NN F			1,039.20	800.00
				TRAVEL & CONFERENCE				
				TOTAL PAYMENT AMOUNT		840.00 *		840.00
<hr/>								
104998/00		TELCION COMMUNICATIONS GROUP						
	PV-180660	01/31/2018 20348		01-0815-0-5866.00-0000-2700-112-000-000 NN			5,950.12	
				PROFESSIONAL SERVICES				
	PV-180660	01/31/2018 20344		01-0815-0-5866.00-0000-2700-112-000-000 NN			5,102.25	
				PROFESSIONAL SERVICES				
	PV-180660	01/31/2018 20346		01-0815-0-5866.00-0000-2700-112-000-000 NN			5,282.83	
				PROFESSIONAL SERVICES				
				TOTAL PAYMENT AMOUNT		16,335.20 *		16,335.20
<hr/>								
020571/00		THE OFFICE CITY						
	180088	PO-180071 01/31/2018 IN-1470069		1 01-0824-0-4300.00-1110-1000-310-000-000 NN P			21.71	21.71
				SUPPLIES				
				TOTAL PAYMENT AMOUNT		21.71 *		21.71
<hr/>								
101563/00		VFW POST #7635						
	PV-180665	01/31/2018 FLAG PROGRAM 2018		01-0000-0-5899.00-0000-7200-112-000-000 NN			10.00	
				OTHER SERVICES, FEES, OP EXPS				
				TOTAL PAYMENT AMOUNT		10.00 *		10.00
<hr/>								
				TOTAL FUND PAYMENT		82,940.20 **		82,940.20
				TOTAL USE TAX AMOUNT		4.04		

MERCED COUNTY OFFICE OF EDUCATION
CHECK REGISTER BATCH COVER

Gustine

DATE: 1/31/18

DISTRICT FUND: 11 - 5074

BATCH# 35

DISTRICT NAME: 14 - GUSTINE UNIFIED SCHOOL DISTRICT

TOTAL AMOUNT OF REGISTER: \$ 82.13

01-5070
11-5074
13-5077
14-5072
17-5071
21-5069
25-5075
35-5078
40-5065

CHECK LIST FOR CHECK REGISTERS
(PLEASE CHECKMARK EACH)

- ☒ Verify cash for each fund
- ☒ Ensure deposits have been made at the County Treasurer by 11 a.m.
- ☒ Provide all pages of prelist and Cover Sheet for each fund on prelist (even if zero)
- ☒ Retain original prelist for your records
- ☒ Proper signed authorization for each batch

ALL BATCHES MUST BE RELEASED AND HELD FOR AUDIT

DISTRICT SERVICES USE ONLY

RECEIVED BY DISTRICT SERVICES: _____

AUDIT APPROVED: _____

CASH CHECKED: _____

RELEASED FOR PAYMENT: _____

Vendor	Addr	Remit name	Tax ID num	Deposit type	ABA num	Account num		
Req Reference	Date	Description		FD-RESC-Y-OBJT.S0-GOAL-FUNC-SCH-DD1-DD2	T9MPS	Liq Amt	Net Amount	
101122/00		RAY MORGAN COMPANY						
	PV-180667	01/31/2018 1892431		11-3926-0-4300.00-4110-1000-312-000-000	NY		82.13	
				SUPPLIES				
			TOTAL PAYMENT AMOUNT		82.13 *		82.13	
			TOTAL FUND	PAYMENT	82.13 **		82.13	

MERCED COUNTY OFFICE OF EDUCATION
CHECK REGISTER BATCH COVER

Gustine

DATE: 1/31/18

DISTRICT FUND: 13 - 5077

BATCH# 35

DISTRICT NAME: 14 - GUSTINE UNIFIED SCHOOL DISTRICT

TOTAL AMOUNT OF REGISTER: \$ 2,832.33

01-5070
11-5074
13-5077
14-5072
17-5071
21-5069
25-5075
35-5078
40-5065

CHECK LIST FOR CHECK REGISTERS
(PLEASE CHECKMARK EACH)

- ☒ Verify cash for each fund
- ☒ Ensure deposits have been made at the County Treasurer by 11 a.m.
- ☒ Provide all pages of prelist and Cover Sheet for each fund on prelist (even if zero)
- ☒ Retain original prelist for your records
- ☒ Proper signed authorization for each batch

ALL BATCHES MUST BE RELEASED AND HELD FOR AUDIT

DISTRICT SERVICES USE ONLY

RECEIVED BY DISTRICT SERVICES: _____

AUDIT APPROVED: _____

CASH CHECKED: _____

RELEASED FOR PAYMENT: _____

Vendor, Addr Req Reference	Remit name Date	Description	Tax ID num	Deposit type	ABA num	Account num	Liq Amt	Net Amount

016633/00		CENTRAL SANITARY SUPPLY CO						
180306	PO-180279	01/31/2018 851649		1	13-5310-0-4300.00-0000-3700-112-000-000	NN P	713.57	713.57
					SUPPLIES			
					TOTAL PAYMENT AMOUNT	713.57 *		713.57
104327/00		MODESTO REFRIGERATION INC						
180307	PO-180280	01/31/2018 00000019915		1	13-5310-0-5640.00-0000-3700-112-000-000	NN P	231.17	231.17
					REPAIRS/MAINT OF EQUIPMENT			
180307	PO-180280	01/31/2018 00000019916		1	13-5310-0-5640.00-0000-3700-112-000-000	NN P	297.00	297.00
					REPAIRS/MAINT OF EQUIPMENT			
180307	PO-180280	01/31/2018 00000019917		1	13-5310-0-5640.00-0000-3700-112-000-000	NN P	477.09	477.09
					REPAIRS/MAINT OF EQUIPMENT			
180307	PO-180280	01/31/2018 0000020051		1	13-5310-0-5640.00-0000-3700-112-000-000	NN P	430.50	430.50
					REPAIRS/MAINT OF EQUIPMENT			
180307	PO-180280	01/31/2018 000020052		1	13-5310-0-5640.00-0000-3700-112-000-000	NN P	386.00	386.00
					REPAIRS/MAINT OF EQUIPMENT			
180307	PO-180280	01/31/2018 0000020050		1	13-5310-0-5640.00-0000-3700-112-000-000	NN P	297.00	297.00
					REPAIRS/MAINT OF EQUIPMENT			
					TOTAL PAYMENT AMOUNT	2,118.76 *		2,118.76
					TOTAL FUND	PAYMENT	2,832.33 **	2,832.33
					TOTAL BATCH PAYMENT	85,854.66 ***	0.00	85,854.66
					TOTAL USE TAX AMOUNT	4.04		
					TOTAL DISTRICT PAYMENT	85,854.66 ****	0.00	85,854.66
					TOTAL USE TAX AMOUNT	4.04		
					TOTAL FOR ALL DISTRICTS:	85,854.66 ****	0.00	85,854.66
					TOTAL USE TAX AMOUNT	4.04		

Number of checks to be printed: 43, not counting voids due to stub overflows.

Batch status: A All

From batch: 0036

To batch: 0036

Include Revolving Cash: Y

Include Address: N

Include Object Desc: Y

Include Vendor TIN: N

Include Audit Date and Time in Sort: N

MERCED COUNTY OFFICE OF EDUCATION
CHECK REGISTER BATCH COVER

Gustine

DATE: 1/31/17

DISTRICT FUND: 01 - 5070

BATCH# 36

DISTRICT NAME: 14 - GUSTINE UNIFIED SCHOOL DISTRICT

TOTAL AMOUNT OF REGISTER: \$ 140.92

01-5070
11-5074
13-5077
14-5072
17-5071
21-5069
25-5075
35-5078
40-5065

CHECK LIST FOR CHECK REGISTERS
(PLEASE CHECKMARK EACH)

- ☒ Verify cash for each fund
- ☒ Ensure deposits have been made at the County Treasurer by 11 a.m.
- ☒ Provide all pages of prelist and Cover Sheet for each fund on prelist (even if zero)
- ☒ Retain original prelist for your records
- ☒ Proper signed authorization for each batch

ALL BATCHES MUST BE RELEASED AND HELD FOR AUDIT

DISTRICT SERVICES USE ONLY

RECEIVED BY DISTRICT SERVICES: _____

AUDIT APPROVED: _____

CASH CHECKED: _____

RELEASED FOR PAYMENT: _____

Vend	Addr	Remit name	Tax ID num	Deposit type	ABA num	Account num	Liq Amt	Net Amount
Req	Reference	Date	Description		FD-RESC-Y-OBJT.SO-GOAL-FUNC-SCH-DD1-DD2 T9MPS			
104550/00			CORTEZ, KATHY					
180789	PO-180750	01/31/2018	EXCEL TRAINING	1	01-1100-0-5200.00-0000-2700-115-000-000	NN F	122.28	122.28
					TRAVEL & CONFERENCE			
	PV-180673	01/31/2018	EXCEL TRAINING		01-0824-0-5200.00-0000-2700-115-000-210	NN		18.64
					TRAVEL & CONFERENCE			
			TOTAL PAYMENT AMOUNT		140.92	*		140.92
			TOTAL FUND	PAYMENT	140.92	**		140.92
			TOTAL BATCH PAYMENT		140.92	***	0.00	140.92
			TOTAL DISTRICT PAYMENT		140.92	****	0.00	140.92
			TOTAL FOR ALL DISTRICTS:		140.92	****	0.00	140.92

Number of checks to be printed: 1, not counting voids due to stub overflows.

Batch status: A All

From batch: 0037

To batch: 0037

Include Revolving Cash: Y

Include Address: N

Include Object Desc: Y

Include Vendor TIN: N

Include Audit Date and Time in Sort: N

MERCED COUNTY OFFICE OF EDUCATION
WARRANT REGISTER BATCH COVER

Gustine

DATE: 2/7/18

DISTRICT FUND: 01 - 5070

BATCH# 37

DISTRICT NAME: 14 - GUSTINE UNIFIED SCHOOL DISTRICT

TOTAL AMOUNT OF REGISTER: \$ 160,893.10

01-5070
11-5074
13-5077
14-5072
17-5071
21-5066
25-5075
35-5078
40-5065

CHECK LIST FOR WARRANT REGISTERS
(PLEASE CHECKMARK EACH)

- ☒ Verify cash for each fund
- ☒ Ensure deposits have been made at the County Treasurer by 11 a.m.
- ☒ Provide all pages of prelist and Cover Sheet for each fund on prelist (even if zero)
- ☒ Retain original prelist for your records
- ☒ Proper signed authorization for each batch

ALL BATCHES MUST BE RELEASED AND HELD FOR AUDIT

DISTRICT SERVICES USE ONLY

RECEIVED BY DISTRICT SERVICES: _____

AUDIT APPROVED: _____

CASH CHECKED: _____

RELEASED FOR PAYMENT: _____

014 Gustine Unified School Dist. J48100
FEBRUARY 5 WARRANT REGISTER1

ACCOUNTS PAYABLE PRELIST
BATCH: 0037 FEBRUARY 5 WARRANT REGISTER1 << Open >>
FUND : 01 GENERAL FUND/COUNTY SSF

APY500 L.00.12 02/07/18 12:45 PAGE 1

Vendor/Addr	Remit name	Tax ID num	Deposit type	ABA num	Account num		Liq Amt	Net Amount
Req Reference	Date	Description	FD-RESC-Y-OBJT,SO-GOAL-FUNC-SCH-DD1-DD2	T9MPS				
102323/00	A & A PORTABLES	INC						
180242	PO-180211	02/05/2018	1-702312	1	01-1100-0-4300.00-1801-4200-310-000-000	NN P	312.60	312.60
					SUPPLIES			
180242	PO-180211	02/05/2018	1-699653	1	01-1100-0-4300.00-1801-4200-310-000-000	NN P	312.60	312.60
					SUPPLIES			
					TOTAL PAYMENT AMOUNT	625.20 *		625.20
102632/00	ACSA							
	PV-180674	02/05/2018	059838		01-0000-0-5300.00-0000-2700-110-000-000	NN		562.50
					DUES & MEMBERSHIPS			
					TOTAL PAYMENT AMOUNT	562.50 *		562.50
105217/00	ACSA REGION IX							
180915	PO-180859	02/06/2018	ADMIN OF YEAR DINNER 18	1	01-0000-0-5200.00-0000-7150-112-000-000	NN F	30.00	30.00
					TRAVEL & CONFERENCE			
					TOTAL PAYMENT AMOUNT	30.00 *		30.00
103632/00	AIRGAS INC							
180338	PO-180334	02/07/2018	9944847117	1	01-7010-0-4300.00-1110-1000-310-000-000	NN P	134.22	134.22
					SUPPLIES			
180338	PO-180334	02/07/2018	9946264325	1	01-7010-0-4300.00-1110-1000-310-000-000	NN P	94.16	94.16
					SUPPLIES			
180338	PO-180334	02/07/2018	9947707721	1	01-7010-0-4300.00-1110-1000-310-000-000	NN P	97.06	97.06
					SUPPLIES			
180338	PO-180334	02/07/2018	9949832331	1	01-7010-0-4300.00-1110-1000-310-000-000	NN P	72.75	72.75
					SUPPLIES			
180338	PO-180334	02/07/2018	9951253132	1	01-7010-0-4300.00-1110-1000-310-000-000	NN P	78.08	78.08
					SUPPLIES			
180338	PO-180334	02/07/2018	9800440075	1	01-7010-0-4300.00-1110-1000-310-000-000	NN P	21.30	21.30
					SUPPLIES			
180338	PO-180334	02/07/2018	9800440076	1	01-7010-0-4300.00-1110-1000-310-000-000	NN P	22.01	22.01
					SUPPLIES			
180338	PO-180334	02/07/2018	9800443799	1	01-7010-0-4300.00-1110-1000-310-000-000	NN P	21.30	21.30
					SUPPLIES			
180338	PO-180334	02/07/2018	9948384399	1	01-7010-0-4300.00-1110-1000-310-000-000	NN P	27.82	27.82
					SUPPLIES			
180338	PO-180334	02/07/2018	9944102386	1	01-7010-0-4300.00-1110-1000-310-000-000	NN P	235.01	235.01
					SUPPLIES			
					TOTAL PAYMENT AMOUNT	803.71 *		803.71

Vendor/Addr	Remit name	Tax ID num	Deposit type	ABA num	Account num		
Req Reference	Date	Description	FD-RESC-Y-OBJT.S0-GOAL-FUNC-SCH-DD1-DD2	T9MPS	Liq Amt	Net Amount	
<hr/>							
103972/00	ALHAMBRA						
PV-180675	02/05/2018	14403118012118	01-0000-0-4300.00-0000-8200-112-000-000	NN		537.20	
			SUPPLIES				
			TOTAL PAYMENT AMOUNT	537.20 *		537.20	
<hr/>							
104361/00	ATHLETICS UNLIMITED						
180818	PO-180795	02/07/2018	00010000036798	1 01-1100-0-4300.00-1801-4200-310-000-000	NN F	1,027.40	1,027.40
				SUPPLIES			
180865	PO-180798	02/06/2018	00010000037062	1 01-1100-0-4300.00-1801-4200-310-000-000	NN F	25.09	23.18
				SUPPLIES			
180834	PO-180800	02/07/2018	00010000037031	1 01-1100-0-4300.00-1801-4200-310-000-000	NN P	1,700.04	1,700.04
				SUPPLIES			
			TOTAL PAYMENT AMOUNT	2,750.62 *		2,750.62	
<hr/>							
104706/00	CENTRAL REGION CATA						
180646	PO-180620	02/05/2018	EVENT CONFIRMATION#10293	1 01-3550-0-5200.00-1110-1000-310-000-000	NN F	390.00	390.00
				TRAVEL & CONFERENCE			
			TOTAL PAYMENT AMOUNT	390.00 *		390.00	
<hr/>							
016633/00	CENTRAL SANITARY SUPPLY CO						
180601	PO-180628	02/06/2018	848322	1 01-8150-0-4300.00-0000-8110-112-000-000	NN P	441.10	441.10
				SUPPLIES			
			TOTAL PAYMENT AMOUNT	441.10 *		441.10	
<hr/>							
100295/00	CHEVRON AND TEXACO						
PV-180681	02/05/2018	52372723	01-0000-0-5899.00-0000-7200-112-000-000	NN		251.85	
			OTHER SERVICES, FEES, OP EXPS				
			TOTAL PAYMENT AMOUNT	251.85 *		251.85	
<hr/>							
019127/00	COAST HARDWARE						
180541	PO-180476	02/05/2018	373428	1 01-8150-0-4300.00-0000-8110-112-000-000	NN P	61.67	61.67
				SUPPLIES			
180541	PO-180476	02/05/2018	373429	1 01-8150-0-4300.00-0000-8110-112-000-000	NN P	59.53	59.53
				SUPPLIES			
180541	PO-180476	02/05/2018	373433	1 01-8150-0-4300.00-0000-8110-112-000-000	NN P	2.70	2.70
				SUPPLIES			

Vendor/Addr	Remit name		Tax ID num	Deposit type	ABA num	Account num			
Req Reference	Date	Description		FD-RESC-Y-OBJT.S0-GOAL-FUNC-SCH-DD1-DD2 T9MPS				Liq Amt	Net Amount
019127 (CONTINUED)									
180541	PO-180476	02/05/2018	373605	1 01-8150-0-4300.00-0000-8110-112-000-000 NN P				72.37	72.37
				SUPPLIES					
180541	PO-180476	02/05/2018	373785	1 01-8150-0-4300.00-0000-8110-112-000-000 NN P				81.10	81.10
				SUPPLIES					
180541	PO-180476	02/05/2018	373815	1 01-8150-0-4300.00-0000-8110-112-000-000 NN P				24.83	24.83
				SUPPLIES					
180541	PO-180476	02/05/2018	373819	1 01-8150-0-4300.00-0000-8110-112-000-000 NN P				17.28	17.28
				SUPPLIES					
180541	PO-180476	02/05/2018	373838	1 01-8150-0-4300.00-0000-8110-112-000-000 NN P				50.85	50.85
				SUPPLIES					
180780	PO-180721	02/05/2018	375003	1 01-8150-0-4300.00-0000-8110-112-000-000 NN P				57.58	57.58
				SUPPLIES					
180780	PO-180721	02/05/2018	375019	1 01-8150-0-4300.00-0000-8110-112-000-000 NN P				54.62	54.62
				SUPPLIES					
180780	PO-180721	02/05/2018	375047	1 01-8150-0-4300.00-0000-8110-112-000-000 NN M				-6.50	-6.50
				SUPPLIES					
180780	PO-180721	02/05/2018	375051	1 01-8150-0-4300.00-0000-8110-112-000-000 NN P				7.77	7.77
				SUPPLIES					
180780	PO-180721	02/05/2018	375093	1 01-8150-0-4300.00-0000-8110-112-000-000 NN P				111.70	111.70
				SUPPLIES					
180780	PO-180721	02/05/2018	375095	1 01-8150-0-4300.00-0000-8110-112-000-000 NN P				4.97	4.97
				SUPPLIES					
180780	PO-180721	02/05/2018	375174	1 01-8150-0-4300.00-0000-8110-112-000-000 NN P				6.04	6.04
				SUPPLIES					
180780	PO-180721	02/05/2018	375181	1 01-8150-0-4300.00-0000-8110-112-000-000 NN P				11.17	11.17
				SUPPLIES					
180780	PO-180721	02/05/2018	375183	1 01-8150-0-4300.00-0000-8110-112-000-000 NN P				12.04	12.04
				SUPPLIES					
180780	PO-180721	02/05/2018	375191	1 01-8150-0-4300.00-0000-8110-112-000-000 NN P				30.00	30.00
				SUPPLIES					
180780	PO-180721	02/05/2018	375203	1 01-8150-0-4300.00-0000-8110-112-000-000 NN P				24.40	24.40
				SUPPLIES					
180780	PO-180721	02/05/2018	375210	1 01-8150-0-4300.00-0000-8110-112-000-000 NN P				17.08	17.08
				SUPPLIES					
180780	PO-180721	02/05/2018	375286	1 01-8150-0-4300.00-0000-8110-112-000-000 NN P				12.09	12.09
				SUPPLIES					
180780	PO-180721	02/05/2018	375305	1 01-8150-0-4300.00-0000-8110-112-000-000 NN P				11.65	11.65
				SUPPLIES					
180780	PO-180721	02/05/2018	375343	1 01-8150-0-4300.00-0000-8110-112-000-000 NN M				-21.41	-21.41
				SUPPLIES					
180780	PO-180721	02/05/2018	375358	1 01-8150-0-4300.00-0000-8110-112-000-000 NN M				-14.41	-14.41
				SUPPLIES					
180780	PO-180721	02/05/2018	375660	1 01-8150-0-4300.00-0000-8110-112-000-000 NN P				25.31	25.31
				SUPPLIES					
180780	PO-180721	02/05/2018	375751	1 01-8150-0-4300.00-0000-8110-112-000-000 NN P				2.48	2.48
				SUPPLIES					

014 Gustine Unified School Dist. J48100
FEBRUARY 5 WARRANT REGISTER1

ACCOUNTS PAYABLE PRELIST APY500 L.00.12 02/07/18 12:45 PAGE 4
BATCH: 0037 FEBRUARY 5 WARRANT REGISTER1 << Open >>
FUND : 01 GENERAL FUND/COUNTY SSF

Vendor/Addr	Remit name	Tax ID num	Deposit type	ABA num	Account num	Liq Amt	Net Amount
Req Reference	Date	Description	FD-RESC-Y-OBJT.S0-GOAL-FUNC-SCH-DD1-DD2	T9MPS			
019127 (CONTINUED)							
180780	PO-180721	02/05/2018	375803	1	01-8150-0-4300.00-0000-8110-112-000-000 NN P	10.81	10.81
					SUPPLIES		
180780	PO-180721	02/05/2018	373567	1	01-8150-0-4300.00-0000-8110-112-000-000 NN M	-59.53	-59.53
					SUPPLIES		
TOTAL PAYMENT AMOUNT				668.19 *			668.19
104412/00 COUCHMAN, CAROL							
	PV-180695	02/07/2018	201801		01-0000-0-5866.00-0000-7700-112-000-000 NY		2,200.00
					PROFESSIONAL SERVICES		
TOTAL PAYMENT AMOUNT				2,200.00 *			2,200.00
103792/00 DATA PATH INC							
	PV-180676	02/05/2018	136828		01-0000-0-5866.00-0000-7500-112-000-000 NN		12,120.00
					PROFESSIONAL SERVICES		
TOTAL PAYMENT AMOUNT				12,120.00 *			12,120.00
101986/00 DOUBLETREE HOTEL SACRAMENTO							
180807	PO-180809	02/07/2018	96007220	1	01-0000-0-5200.00-0000-7200-112-000-000 NN F	480.93	444.28
					TRAVEL & CONFERENCE		
TOTAL PAYMENT AMOUNT				444.28 *			444.28
032475/00 FORD'S FARM SUPPLY							
180446	PO-180407	02/07/2018	150808	1	01-8150-0-4300.00-0000-8110-112-000-000 NN P	5.36	5.36
					SUPPLIES		
TOTAL PAYMENT AMOUNT				5.36 *			5.36
102132/00 GRAINGER							
180543	PO-180475	02/07/2018	9678603961	1	01-8150-0-4300.00-0000-8110-112-000-000 NN P	45.24	45.24
					SUPPLIES		
TOTAL PAYMENT AMOUNT				45.24 *			45.24

Vendor/Addr	Remit name	Tax ID num	Deposit type	ABA num	Account num		Liq Amt	Net Amount
Req Reference	Date	Description	FD-RESC-Y-OBJT.SO-GOAL-FUNC-SCH-DD1-DD2 T9MPS					
<hr/>								
073088/00	GUSTINE SCHOOL DISTRICT							
RC-180012	02/05/2018	CONTRACT#01-045493-05	01-0000-0-4300.00-0000-2700-310-000-000	N				286.25
			SUPPLIES					
RC-180013	02/05/2018	00028014870	01-0000-0-9550.00-0000-0000-000-000-000	N				43.80
			USE TAX LIABILITY					
RC-180014	02/05/2018	A1076466000118	01-0000-0-5803.00-0000-7200-112-000-000	N				736.00
			BANK FEES/SVCS CHARGES/INT EXP					
		TOTAL PAYMENT AMOUNT	1,066.05 *					1,066.05
<hr/>								
100659/00	HOME DEPOT CREDIT SERVICES							
180828	PO-180783	02/07/2018 2774341	1 01-8150-0-4300.00-0000-8110-112-000-000	NN P		546.95		546.95
			SUPPLIES					
180828	PO-180783	02/07/2018 6364238	1 01-8150-0-4300.00-0000-8110-112-000-000	NN P		43.13		43.13
			SUPPLIES					
180868	PO-180860	02/07/2018 3120778	1 01-8150-0-4300.00-0000-8110-112-000-000	NN P		598.55		598.55
			SUPPLIES					
		TOTAL PAYMENT AMOUNT	1,188.63 *					1,188.63
<hr/>								
104808/00	HOUGHTON MIFFLIN HARCOURT							
180801	PO-180732	02/06/2018 953581532	1 01-3010-0-4300.00-1110-1000-110-000-000	YN F		284.16		204.69
			SUPPLIES					
		TOTAL PAYMENT AMOUNT	204.69 *					204.69
		TOTAL USE TAX AMOUNT	16.89					
<hr/>								
104587/00	IC REFRIGERATION							
180801	PO-180745	02/07/2018 0074746-IN	1 01-8150-0-5640.00-0000-8110-112-000-000	NN P		265.00		265.00
			REPAIRS/MAINT OF EQUIPMENT					
		TOTAL PAYMENT AMOUNT	265.00 *					265.00
<hr/>								
105114/00	JOYFUL CLASSROOMS LLC							
180866	PO-180808	02/06/2018 0000029	1 01-0824-0-5201.00-0000-7410-112-000-104	NN P		1,250.00		1,250.00
			PROFESSIONAL DEVLPMNT TRAINING					
		TOTAL PAYMENT AMOUNT	1,250.00 *					1,250.00

Vendor/Addr	Remit name	Tax ID num	Deposit type	ABA num	Account num		
Req Reference	Date	Description	FD-RESC-Y-OBJT.S0-GOAL-FUNC-SCH-DD1-DD2	T9MPS	Liq Amt	Net Amount	

104856/00	LUNA, HUGO						
PV-180700	02/07/2018	CASBO REIMBURSEMENT	01/22-01/24	01-0000-0-5200.00-0000-7200-112-000-000	NN	738.16	
				TRAVEL & CONFERENCE			
		TOTAL PAYMENT AMOUNT		738.16 *		738.16	

100238/00 MODESTO ALARM

180900	PO-180855	02/07/2018	7376	1	01-0000-0-5570.00-0000-8200-112-000-000	NY F	514.19	475.00
					ALARM MONITORING			
PV-180684	02/05/2018	7309			01-0000-0-5570.00-0000-8200-112-000-000	NY		75.00
					ALARM MONITORING			
PV-180684	02/05/2018	7323			01-0000-0-5570.00-0000-8200-112-000-000	NY		120.00
					ALARM MONITORING			
PV-180684	02/05/2018	7324			01-0000-0-5520.00-0000-8200-112-000-000	NY		75.00
					ELECTRICITY			
PV-180684	02/05/2018	7325			01-0000-0-5570.00-0000-8200-112-000-000	NY		90.00
					ALARM MONITORING			
PV-180684	02/05/2018	7326			01-0000-0-5570.00-0000-8200-112-000-000	NY		75.00
					ALARM MONITORING			
PV-180684	02/05/2018	7327			01-0000-0-5570.00-0000-8200-112-000-000	NY		75.00
					ALARM MONITORING			
PV-180684	02/05/2018	7328			01-0000-0-5570.00-0000-8200-112-000-000	NY		75.00
					ALARM MONITORING			
PV-180684	02/05/2018	7329			01-0000-0-5570.00-0000-8200-112-000-000	NY		90.00
					ALARM MONITORING			
PV-180684	02/05/2018	7330			01-0000-0-5570.00-0000-8200-112-000-000	NY		75.00
					ALARM MONITORING			
PV-180684	02/05/2018	7331			01-0000-0-5570.00-0000-8200-112-000-000	NY		75.00
					ALARM MONITORING			
PV-180684	02/05/2018	7332			01-0000-0-5570.00-0000-8200-112-000-000	NY		75.00
					ALARM MONITORING			
PV-180684	02/05/2018	7333			01-0000-0-5570.00-0000-8200-112-000-000	NY		75.00
					ALARM MONITORING			
PV-180684	02/05/2018	7334			01-0000-0-5570.00-0000-8200-112-000-000	NY		75.00
					ALARM MONITORING			
PV-180684	02/05/2018	7335			01-0000-0-5570.00-0000-8200-112-000-000	NY		90.00
					ALARM MONITORING			
PV-180684	02/05/2018	7336			01-0000-0-5570.00-0000-8200-112-000-000	NY		75.00
					ALARM MONITORING			
PV-180684	02/05/2018	7337			01-0000-0-5570.00-0000-8200-112-000-000	NY		75.00
					ALARM MONITORING			
PV-180684	02/05/2018	7338			01-0000-0-5570.00-0000-8200-112-000-000	NY		75.00
					ALARM MONITORING			
PV-180684	02/05/2018	7339			01-0000-0-5570.00-0000-8200-112-000-000	NY		75.00
					ALARM MONITORING			

Venue	Addr	Remit name	Tax ID num	Deposit type	ABA num	Account num		
Req	Reference	Date	Description	FD-RESC-Y-OBJT.S0-GOAL-FUNC-SCH-DD1-DD2	T9MPS	Liq Amt	Net Amount	

100238 (CONTINUED)

PV-180684	02/05/2018	7340		01-0000-0-5570.00-0000-8200-112-000-000 NY			75.00	
				ALARM MONITORING				
PV-180684	02/05/2018	7357		01-0000-0-5570.00-0000-8200-112-000-000 NY			105.00	
				ALARM MONITORING				
TOTAL PAYMENT AMOUNT						2,095.00 *	2,095.00	

101310/00 ORIENTAL TRADING COMPANY

180027 PO-180022	02/07/2018	685323739-01		1 01-0824-0-4300.00-1110-1000-110-000-100 NN F		53.93	52.41	
				SUPPLIES				
TOTAL PAYMENT AMOUNT						52.41 *	52.41	

101470/00 P G & E

PV-180678	02/05/2018	7032494767-3		01-0000-0-5510.00-0000-8200-112-000-000 NN			29.18	
				HEATING BUTANE, OIL				
PV-180683	02/05/2018	5283038560-6 02/09/18		01-0000-0-5520.00-0000-8200-112-000-000 NN			16,345.02	
				ELECTRICITY				
PV-180683	02/05/2018	5283038560-6 02/09/18		01-0000-0-5520.00-0000-8200-112-000-000 NN			3,475.09	
				ELECTRICITY				
PV-180687	02/06/2018	5200862197-2 02/12/2018		01-0000-0-5520.00-0000-8200-112-000-000 NN			242.91	
				ELECTRICITY				
TOTAL PAYMENT AMOUNT						20,092.20 *	20,092.20	

104110/00 PARTY CONNECTION

180857 PO-180819	02/05/2018	01-045493-05		1 01-6300-0-4300.00-1110-1000-310-000-000 NN C		286.25	0.00	
				SUPPLIES				
180901 PO-180857	02/06/2018	01-045512-08		1 01-3010-0-4300.00-1110-1000-115-000-000 NN F		910.00	910.00	
				SUPPLIES				
TOTAL PAYMENT AMOUNT						910.00 *	910.00	

105055/00 PIONEER RESEARCH

180827 PO-180781	02/07/2018	251535		1 01-8150-0-4300.00-0000-8110-112-000-000 NN F		866.00	797.36	
				SUPPLIES				
TOTAL PAYMENT AMOUNT						797.36 *	797.36	

Vendor / Addr	Remit name	Tax ID num	Deposit type	ABA num	Account num		
Req Reference	Date	Description	FD-RESC-Y-OBJT.S0-GOAL-FUNC-SCH-DD1-DD2 T9MPS	Liq Amt	Net Amount		
<hr/>							
104260/00	PITNEY BOWES						
PV-180698	02/07/2018	80000-9090-0990-5147	01-0000-0-4350.00-0000-7200-112-000-000 NN		1,091.93		
			OFFICE SUPPLIES				
			TOTAL PAYMENT AMOUNT	1,091.93 *		1,091.93	
<hr/>							
105100/00	PRUDENTIAL OVERALL SUPPLY						
180285	PO-180246	02/05/2018	80554468	1 01-8150-0-4300.00-0000-8110-112-000-000 NN P	49.77	49.77	
			SUPPLIES				
			TOTAL PAYMENT AMOUNT	49.77 *		49.77	
<hr/>							
104534/00	QUILL						
180202	PO-180179	02/07/2018	3904981	1 01-1100-0-4300.00-1110-1000-110-000-000 NN P	342.10	342.10	
			SUPPLIES				
180202	PO-180179	02/07/2018	3911842	1 01-1100-0-4300.00-1110-1000-110-000-000 NN P	6.22	6.22	
			SUPPLIES				
180202	PO-180179	02/07/2018	3874460	1 01-1100-0-4300.00-1110-1000-110-000-000 NN P	5.36	5.36	
			SUPPLIES				
180202	PO-180179	02/07/2018	3903621	1 01-1100-0-4300.00-1110-1000-110-000-000 NN P	10.00	10.00	
			SUPPLIES				
180202	PO-180179	02/07/2018	3904513	1 01-1100-0-4300.00-1110-1000-110-000-000 NN P	14.68	14.68	
			SUPPLIES				
			TOTAL PAYMENT AMOUNT	378.36 *		378.36	
<hr/>							
101122/00	RAY MORGAN COMPANY						
180433	PO-180419	02/06/2018	1814801	1 01-0824-0-4400.00-1110-1000-310-000-116 NY F	427.59	427.59	
			NON-CAPITALIZED EQUIPMENT				
PV-180688	02/06/2018	1934906	01-0000-0-5620.00-0000-7200-112-000-000 NY		4,220.74		
			RENTALS, LEASES OF EQUIPMENT				
			TOTAL PAYMENT AMOUNT	4,648.33 *		4,648.33	
<hr/>							
104746/00	SANTANDER LEASING LLC						
PV-180689	02/06/2018	2090237	01-0823-0-7439.00-0000-9100-112-000-000 NN		31,662.20		
			OTHER DEBT SERVICE - PRINCIPAL				
PV-180689	02/06/2018	2090237	01-0823-0-7438.00-0000-9100-112-000-000 NN		2,434.80		
			DEBT SERVICE - INTEREST				
PV-180690	02/06/2018	2091696	01-0823-0-7439.00-0000-9100-112-000-000 NN		14,218.18		
			OTHER DEBT SERVICE - PRINCIPAL				
PV-180690	02/06/2018	2091696	01-0823-0-7438.00-0000-9100-112-000-000 NN		719.82		
			DEBT SERVICE - INTEREST				

Vend...	Addr	Remit name	Tax ID num	Deposit type	ABA num	Account num		
Req Reference	Date	Description		FD-RESC-Y-OBJT.S0-GOAL-FUNC-SCH-DD1-DD2 T9MPS			Liq Amt	Net Amount

104746 (CONTINUED)

PV-180699	02/07/2018	2091697		01-0823-0-7439.00-0000-9100-112-000-000 NN				31,154.89
				OTHER DEBT SERVICE - PRINCIPAL				
PV-180699	02/07/2018	2091697		01-0823-0-7439.00-0000-9100-112-000-000 NN				1,577.11
				OTHER DEBT SERVICE - PRINCIPAL				
			TOTAL PAYMENT AMOUNT		81,767.00 *			81,767.00

101568/00 SCHOOL SERVICES OF CALIFORNIA

PV-180697	02/07/2018	0113836-IN		01-0000-0-5899.00-0000-7200-112-000-000 NN				260.00
				OTHER SERVICES, FEES, OP EXPS				
			TOTAL PAYMENT AMOUNT		260.00 *			260.00

102033/00 SCHOOL SPECIALTY INC

PV-180686	02/06/2018	208119337891		01-0824-0-4300.00-1110-1000-310-000-000 NN				14.48
				SUPPLIES				
			TOTAL PAYMENT AMOUNT		14.48 *			14.48

105216/00 SHOW SHARP, LLC

PO-180858	02/06/2018	LAMB CHUTER/GOAT CHUTE W/JACK	1	01-6387-0-4300.00-3824-1000-310-000-000 YN F			1,537.15	1,420.25
				SUPPLIES				
			TOTAL PAYMENT AMOUNT		1,420.25 *			1,420.25
			TOTAL USE TAX AMOUNT		117.17			

105012/00 SPEECH LANGUAGE & EDUCATIONAL

PV-180691	02/06/2018	101351		01-8150-0-5200.00-0000-8110-112-000-000 NN				6,200.20
				TRAVEL & CONFERENCE				
			TOTAL PAYMENT AMOUNT		6,200.20 *			6,200.20

105077/00 T-MOBILE

PV-180677	02/05/2018	960400362 2/13/18		01-0000-0-5912.00-0000-7200-310-000-000 NN				102.00
				COMMUN - INTERNET SVCS/LINES				
			TOTAL PAYMENT AMOUNT		102.00 *			102.00

Vendor/Addr	Remit name	Tax ID num	Deposit type	ABA num	Account num			
Req Reference	Date	Description	FD-RESC-Y-OBJT	SO-GOAL-FUNC	SCH-DD1-DD2	T9MPS	Liq Amt	Net Amount
104288/00	TESEI PETROLEUM							
PV-180694	02/07/2018	87508	01-7010-0-4300.00-1110-1000-310-000-000	NN				123.23
			SUPPLIES					
PV-180694	02/07/2018	87508	01-0000-0-4341.00-0000-8200-112-000-000	NN				379.74
			GAS, OIL LUBE, ETC					
PV-180694	02/07/2018	87508	01-8150-0-4341.00-0000-8110-112-000-000	NN				213.23
			GAS, OIL LUBE, ETC					
PV-180694	02/07/2018	87508	01-0824-0-4300.00-1110-1000-115-000-000	NN				34.52
			SUPPLIES					
PV-180696	02/07/2018	87801	01-0823-0-4341.00-0000-3600-112-000-000	NN				2,477.50
			GAS, OIL LUBE, ETC					
TOTAL PAYMENT AMOUNT			3,228.22 *					3,228.22

104323/00	U.S. BANK EQUIPMENT FINANCE							
PV-180692	02/07/2018	349630103	01-0000-0-5620.00-0000-2700-112-000-000	NN				366.23
			RENTALS, LEASES OF EQUIPMENT					
PV-180692	02/07/2018	349630103	01-1100-0-5620.00-1110-1000-110-000-000	NN				366.23
			RENTALS, LEASES OF EQUIPMENT					
PV-180692	02/07/2018	349630103	01-3010-0-5620.00-1110-1000-111-000-000	NN				366.23
			RENTALS, LEASES OF EQUIPMENT					
PV-180692	02/07/2018	349630103	01-1100-0-5620.00-1110-1000-115-000-000	NN				549.35
			RENTALS, LEASES OF EQUIPMENT					
PV-180692	02/07/2018	349630103	01-1100-0-5620.00-1110-1000-310-000-000	NN				915.57
			RENTALS, LEASES OF EQUIPMENT					
PV-180693	02/07/2018	349628180	01-0000-0-5620.00-0000-2700-112-000-000	NN				1,065.35
			RENTALS, LEASES OF EQUIPMENT					
PV-180693	02/07/2018	349628180	01-1100-0-5620.00-1110-1000-110-000-000	NN				1,065.35
			RENTALS, LEASES OF EQUIPMENT					
PV-180693	02/07/2018	349628180	01-3010-0-5620.00-1110-1000-111-000-000	NN				1,065.35
			RENTALS, LEASES OF EQUIPMENT					
PV-180693	02/07/2018	349628180	01-1100-0-5620.00-1110-1000-115-000-000	NN				1,598.02
			RENTALS, LEASES OF EQUIPMENT					
PV-180693	02/07/2018	349628180	01-1100-0-5620.00-1110-1000-310-000-000	NN				2,663.36
			RENTALS, LEASES OF EQUIPMENT					
TOTAL PAYMENT AMOUNT			10,021.04 *					10,021.04

104503/00	VERIZON WIRELESS							
PV-180679	02/05/2018	9800259621	01-0000-0-5912.00-0000-7110-112-000-000	NN				325.89
			COMMUN - INTERNET SVCS/LINES					
PV-180680	02/05/2018	9800259620	01-0000-0-5922.00-0000-2700-112-000-000	NN				611.31
			COMMUNICATION - TELEPHONE SVCS					
TOTAL PAYMENT AMOUNT			937.20 *					937.20

014 Gustine Unified School Dist. J48100
FEBRUARY 5 WARRANT REGISTER1

ACCOUNTS PAYABLE PRELIST
BATCH: 0037 FEBRUARY 5 WARRANT REGISTER1 << Open >>
FUND : 01 GENERAL FUND/COUNTY SSF

APY500 L.00.12 02/07/18 12:45 PAGE 11

Vendor	Addr	Remit name	Tax ID num	Deposit type	ABA num	Account num		
Req	Reference	Date	Description		FD-RESC-Y-OBJT.SO-GOAL-FUNC-SCH-DD1-DD2	T9MPS	Liq Amt	Net Amount
104319/00			YARD MASTERS INC.					
180175	PO-180282	02/07/2018	8630	1	01-8150-0-5630.00-0000-8110-112-000-000	NN P	239.57	239.57
					REPAIRS/MAINT - BUILDING			
				TOTAL PAYMENT AMOUNT		239.57 *		239.57
				TOTAL FUND PAYMENT		160,893.10 **		160,893.10
				TOTAL USE TAX AMOUNT		134.06		

MERCED COUNTY OFFICE OF EDUCATION
WARRANT REGISTER BATCH COVER

Gustine

DATE: 2/7/18

DISTRICT FUND: 11 - 5074

BATCH# 37

DISTRICT NAME: 14 - GUSTINE UNIFIED SCHOOL DISTRICT

TOTAL AMOUNT OF REGISTER: \$ 827.12

01-5070

11-5074

13-5077

14-5072

17-5071

21-5066

25-5075

35-5078

40-5065

CHECK LIST FOR WARRANT REGISTERS
(PLEASE CHECKMARK EACH)

- ☒ Verify cash for each fund
- ☒ Ensure deposits have been made at the County Treasurer by 11 a.m.
- ☒ Provide all pages of prelist and Cover Sheet for each fund on prelist (even if zero)
- ☒ Retain original prelist for your records
- ☒ Proper signed authorization for each batch

ALL BATCHES MUST BE RELEASED AND HELD FOR AUDIT

DISTRICT SERVICES USE ONLY

RECEIVED BY DISTRICT SERVICES: _____

AUDIT APPROVED: _____

CASH CHECKED: _____

RELEASED FOR PAYMENT: _____

Vendor/Addr	Remit name	Tax ID num	Deposit type	ABA num	Account num		
Req Reference	Date	Description	FD-RESC-Y-OBJT.S0-GOAL-FUNC-SCH-DD1-DD2 T9MPS		Liq Amt	Net Amount	
<hr/>							
105077/00	T-MOBILE						
PV-180682	02/05/2018	958949300	02/13/18	11-0000-0-5912.00-0000-2700-112-000-000	NN	111.32	
				COMMUN - INTERNET SVCS/LINES			
			TOTAL PAYMENT AMOUNT	111.32 *		111.32	
<hr/>							
104323/00	U.S. BANK EQUIPMENT FINANCE						
PV-180692	02/07/2018	349630103		11-3926-0-5620.00-0000-2700-312-000-000	NN	91.56	
				RENTALS, LEASES OF EQUIPMENT			
PV-180692	02/07/2018	349630103		11-3905-0-5620.00-0000-2700-312-000-000	NN	91.56	
				RENTALS, LEASES OF EQUIPMENT			
PV-180693	02/07/2018	349628180		11-3926-0-5620.00-0000-2700-312-000-000	NN	266.34	
				RENTALS, LEASES OF EQUIPMENT			
PV-180693	02/07/2018	349628180		11-3905-0-5620.00-0000-2700-312-000-000	NN	266.34	
				RENTALS, LEASES OF EQUIPMENT			
			TOTAL PAYMENT AMOUNT	715.80 *		715.80	
<hr/>							
			TOTAL FUND	PAYMENT	827.12 **	827.12	

MERCED COUNTY OFFICE OF EDUCATION
WARRANT REGISTER BATCH COVER

Gustine

DATE: 2/7/18

DISTRICT FUND: 13 - 5077

BATCH# 37

DISTRICT NAME: 14 - GUSTINE UNIFIED SCHOOL DISTRICT

TOTAL AMOUNT OF REGISTER: \$ 68.93

01-5070
11-5074
13-5077
14-5072
17-5071
21-5066
25-5075
35-5078
40-5065

CHECK LIST FOR WARRANT REGISTERS
(PLEASE CHECKMARK EACH)

- ☒ Verify cash for each fund
- ☒ Ensure deposits have been made at the County Treasurer by 11 a.m.
- ☒ Provide all pages of prelist and Cover Sheet for each fund on prelist (even if zero)
- ☒ Retain original prelist for your records
- ☒ Proper signed authorization for each batch

ALL BATCHES MUST BE RELEASED AND HELD FOR AUDIT

DISTRICT SERVICES USE ONLY

RECEIVED BY DISTRICT SERVICES: _____

AUDIT APPROVED: _____

CASH CHECKED: _____

RELEASED FOR PAYMENT: _____

014 Gustine Unified School Dist. J48100
FEBRUARY 5 WARRANT REGISTER1

ACCOUNTS PAYABLE PRELIST APY500 L.00.12 02/07/18 12:45 PAGE 13
BATCH: 0037 FEBRUARY 5 WARRANT REGISTER1 << Open >>
FUND : 13 CAFETERIA SPECIAL REVENUE FUND

Venue	Addr	Remit name	Tax ID num	Deposit type	ABA num	Account num	Liq Amt	Net Amount
Req Reference	Date	Description						
104288/00		TESEI PETROLEUM						
	PV-180694	02/07/2018	87508		13-5310-0-4341.00-0000-3700-112-000-000	NN		68.93
					GAS, OIL LUBE, ETC			
				TOTAL PAYMENT AMOUNT		68.93 *		68.93
				TOTAL FUND	PAYMENT	68.93 **		68.93

MERCED COUNTY OFFICE OF EDUCATION
WARRANT REGISTER BATCH COVER

Gustine

DATE: 2/7/18

DISTRICT FUND: 14 - 5072

BATCH# 37

DISTRICT NAME: 14 - GUSTINE UNIFIED SCHOOL DISTRICT

TOTAL AMOUNT OF REGISTER: \$ 990.00

01-5070
11-5074
13-5077
14-5072
17-5071
21-5066
25-5075
35-5078
40-5065

CHECK LIST FOR WARRANT REGISTERS
(PLEASE CHECKMARK EACH)

- ☒ Verify cash for each fund
- ☒ Ensure deposits have been made at the County Treasurer by 11 a.m.
- ☒ Provide all pages of prelist and Cover Sheet for each fund on prelist (even if zero)
- ☒ Retain original prelist for your records
- ☒ Proper signed authorization for each batch

ALL BATCHES MUST BE RELEASED AND HELD FOR AUDIT

DISTRICT SERVICES USE ONLY

RECEIVED BY DISTRICT SERVICES: _____

AUDIT APPROVED: _____

CASH CHECKED: _____

RELEASED FOR PAYMENT: _____

Vendor / Addr	Remit name	Tax ID num	Deposit type	ABA num	Account num	Liq Amt	Net Amount
Req Reference	Date	Description	FD-RESC-Y-OBJT.SO-GOAL-FUNC-SCH-DD1-DD2 T9MPS				
104861/00		HOWK SYSTEMS					
180843 PO-180788	02/07/2018	0321512-IN	1 14-0000-0-5640.00-0000-8110-112-000-000 NN P			990.00	990.00
			REPAIRS/MAINT OF EQUIPMENT				
			TOTAL PAYMENT AMOUNT	990.00 *			990.00
			TOTAL FUND PAYMENT	990.00 **			990.00
			TOTAL BATCH PAYMENT	162,779.15 ***	0.00		162,779.15
			TOTAL USE TAX AMOUNT	134.06			
			TOTAL DISTRICT PAYMENT	162,779.15 ****	0.00		162,779.15
			TOTAL USE TAX AMOUNT	134.06			
			TOTAL FOR ALL DISTRICTS:	162,779.15 ****	0.00		162,779.15
			TOTAL USE TAX AMOUNT	134.06			

Number of checks to be printed: 44, not counting voids due to stub overflows.

GUSTINE UNIFIED SCHOOL DISTRICT

Meeting of the Board of Trustees

MEETING DATE:

February 14, 2018

AGENDA ITEM TITLE: Employment Contract - Superintendent

AGENDA SECTION: Action

PRESENTED BY: Dr. William Barr, Interim Superintendent

RECOMMENDATIONS:

It is recommended that the Board of Trustees approve the Employment Contract - Superintendent

SUMMARY:

FISCAL IMPACT: 2017-18 approximately \$60,797.00 + Statutory Benefits & Taxes
2018-19 approximately \$162,364.00 + Statutory Benefits & Taxes
2019-20 approximately \$162,364.00 + Statutory Benefits & Taxes
2020-21 approximately \$162,364.00 + Statutory Benefits & Taxes

BUDGET CATEGORY: General Fund

**EMPLOYMENT AGREEMENT between
BRYAN BALLENGER
and
GUSTINE UNIFIED SCHOOL DISTRICT**

THIS AGREEMENT is made effective beginning the __ day of February 2018 by and between the Governing Board of Gustine Unified School District ("District" or "Board") and Bryan ("Superintendent") (collectively "the Parties").

1. Term

District hereby employs Superintendent beginning March 1, 2018, and terminating on June 30, 2021, subject to the terms and conditions set forth below.

2. Salary

Superintendent's initial annual base salary shall be One Hundred, Forty-nine Thousand One Hundred, Sixty-four dollars (\$149,164) per year payable in twelve (12) equal monthly payments.

Increases in salary over the course of the term of this Agreement shall be in the sole discretion of the Board. The salary schedule for the position of Superintendent previously approved by the Board shall not apply to this Agreement. A change in salary shall not constitute the creation of a new contract nor extend the termination date of this Agreement.

3. Work Year/Vacation

Superintendent shall be required to render twelve (12) months of full and regular service to the District during each school year, except that he shall be entitled to twenty (20) days of annual vacation with pay in addition to holidays as defined in Education Code section 37220. Superintendent shall cease earning vacation upon accumulation of thirty (30) vacation days. Superintendent, at the conclusion of each school year ending June 30 may elect to be paid for up to 10 days of accrued and unused vacation at the Superintendent's then existing daily rate of pay. In the event of expiration or termination of this Agreement, Superintendent shall be entitled to compensation for unused vacation at the Superintendent's then existing daily rate of pay. The Superintendent's daily rate of pay shall be calculated by dividing the Superintendent's annual salary by 227 days.

Annual vacation is accrued upon commencement of services at the beginning of a school year. If service for the full school year is not performed, Superintendent shall only receive that number of vacation days which is proportional to the number of months of the school year served. If Superintendent has taken vacation days in excess of that proportion, Superintendent hereby consents to an offset on his final paycheck representing the amount of the excess vacation days used.

When Superintendent expects to be absent for three (3) or more consecutive days, he shall give notice in advance to the Board President.

4. **Fringe Benefits**

a. **Health and Welfare Benefits**

The District shall provide the same health and welfare benefit package to the Superintendent that it provides to full-time employees in the certificated bargaining unit (currently \$13,200). At the Superintendent's option, the Superintendent may elect to waive the health and welfare benefits herein provided and instead receive the cost of these benefits as salary. At the Superintendent's discretion, he may participate at his expense in one of the health benefit plans offered by the District to its certificated employees. Superintendent may utilize the IRS Code § 125 plan established by the District to pay for these health care expenses to the extent this option is allowed under the terms of the District's §125 plan.

b. **Sick Leave**

Superintendent shall accrue twelve (12) days of sick leave each year of employment under this Agreement. Earned, unused, sick leave may be accumulated without limitation.

5. **Superintendent's Duties**

a. **General Duties**

Superintendent is employed as Superintendent and shall perform the duties of Superintendent as prescribed by the laws of the State of California and the District's job description for the Superintendent, if any. Superintendent shall have primary responsibility for execution of Board policy and responsibility for the duties prescribed by Education Code section 35035. Superintendent shall be the Board's chief executive officer.

b. **Personnel Matters**

(1) Superintendent, after consultation with the Board, shall have the authority to organize and arrange the administrative and supervisory staff: including instruction, personnel, business and operational affairs which in his judgment best serve the District.

(2) Superintendent is responsible for making timely and appropriate recommendations to the Board regarding the employment of personnel.

c. **Administrative Functions.** Superintendent, as chief executive officer, shall:

- (1) Review all policies adopted by the Board and make appropriate recommendations to the Board;
- (2) Periodically evaluate or cause to be evaluated all District employees;
- (3) Advise the Board of sources of funds that might be available to implement present or contemplated District programs;

- (4) Assume responsibility for those duties specified in Education Code section 35250;
- (5) Endeavor to maintain and improve his professional competence by all available means, including subscription to and reading of appropriate periodicals and membership in appropriate professional associations;
- (6) Establish and maintain positive community, staff and Board relations;
- (7) Serve as liaison to the Board with respect to all matters of employer-employee relations and make recommendations to the Board concerning those matters;
- (8) Recommend to the Board District goals and objectives;
- (9) Unless unavoidably detained, or for reasons determined by the Board or mutually agreed upon by the Board and Superintendent, the Superintendent shall attend all regular, special, and executive session meetings of the Board.
- (10) Retain a valid administrative credential issued by the State of California for the duration of this Agreement.

6. Evaluation

a. Goals, Objectives, and Process

The Board shall provide Superintendent with an informal review and feedback in May or June 2018.

The Board shall annually evaluate the working relationship between the Board and Superintendent. The Parties will endeavor to reach a mutually agreeable evaluation instrument; however, if the Parties are unable to reach an agreement, the Board will select the evaluation instrument. The evaluation will be based upon the factors contained in the evaluation instrument and any mutually agreed upon District goals and objectives. By no later than June 1 of each year of this Agreement, the Superintendent shall submit to the Board a written document detailing priorities, goals and tasks to be addressed by the Superintendent for the following school year. The Governing Board will review the document and if necessary, will modify the document, with the agreement of the Superintendent. After review by the Governing Board and any amendments, these priorities, goals and tasks will become the Superintendent's goals and objectives for the school year.

The Board shall assess in writing the performance of the Superintendent on the identified goals and objectives by November 1, 2019 and by November 1 of each subsequent year of this Agreement. The Board shall devote a portion of at least one meeting annually for discussion and evaluation of the performance and working relationship between the Superintendent and the Board. Every effort will be made to conduct this meeting by a date to be determined by the Board and the Superintendent. Such meeting to discuss the actual evaluation shall only be

conducted in closed session. Evaluations shall be based upon the mutually developed and agreed upon performance goals and objectives for that year's evaluation. The Board and the Superintendent shall also meet quarterly during the course of the year to give oral feedback to the Superintendent concerning the Superintendent's progress towards meeting the mutually agreed upon goals and objectives, and making any agreed upon modifications to those goals and objectives. After reviewing the performance of the Superintendent based upon the agreed upon goals and objectives established for the school year, the Board shall notify the Superintendent in writing whether the Superintendent has performed, in the Board's judgment, satisfactorily or unsatisfactorily.

An evaluation shall be deemed to be "satisfactory" if a majority of the Board members have rated the Superintendent's performance as satisfactory in all performance categories. If the Board determines that the Superintendent's performance is unsatisfactory in any respect, it shall describe in writing and in reasonable detail said unsatisfactory performance, citing specific instances where possible, and provide him with direction as to how to improve his performance.

The Board shall, if requested by the Superintendent, meet and discuss the contents of the evaluation with the Superintendent within a reasonable time after the Superintendent has heard or received the evaluation.

A copy of the evaluation shall be delivered to the Superintendent and a copy of the evaluation shall be placed in the Superintendent's personnel file. The Superintendent shall then have ten (10) days from receipt of the evaluation to respond in writing to the evaluation.

b. Failure to Evaluate

The evaluation procedures and requirements set forth in this Agreement shall be the exclusive means by which the Superintendent is evaluated and is intended to supersede any other provision regarding evaluation which might exist in applicable law or by virtue of any District rules, regulations and Policies. Any failure on part of the Board to meet the requirements or deadlines set forth in the Agreement shall not release the Superintendent from fully and faithfully performing the services under this Agreement or constitute a default by the District of its obligations under this Agreement.

7. Termination of Agreement

a. Mutual Consent

This Agreement may be terminated at any time by mutual consent of the Board and the Superintendent.

b. Non-Renewal of Agreement by the District

The Board may elect not to renew this Agreement upon its expiration by providing the notice of non-renewal as specified in Education Code section 35031 (currently 45 calendar days in advance). In the event that the Board fails to provide timely notice to the Superintendent of its decision not to non-renew, the Superintendent shall be deemed reelected for a period of one year under the same terms and conditions and with the same compensation as set forth herein.

c. Termination for Cause

The Board may terminate Superintendent for good cause including, but not limited to: (1) acts done in bad faith to the detriment of the District; (2) refusal or failure to act in accordance with specific provisions of this Agreement or lawful Board directives; (3) material breach of this Agreement; (4) conviction of a crime involving dishonesty, breach of trust, or physical or emotional harm to any person; (5) occurrence of any event which would justify dismissal of a tenured teacher as set forth in Education Code section 44932. No termination for cause based on unsatisfactory performance shall be pursued unless the Board has issued a "less than satisfactory" evaluation in accordance with Paragraph 6, provided an improvement plan, and allowed six (6) months for Superintendent to improve his/her performance to a "satisfactory" rating as determined by the Board.

If the Board believes that cause to terminate the Agreement exists, it shall meet with the Superintendent. If the Superintendent disputes the cause, the Superintendent shall then be entitled to a conference before the Board in closed session. Superintendent shall have a reasonable opportunity to respond to all matters raised. The conference with the Board shall not be an evidentiary hearing and neither party shall have the opportunity to call witnesses. The Superintendent shall have the right to have counsel attend at his/her own expense.

If the Board, after considering all evidence presented, decides to terminate this Agreement, it shall provide the Superintendent with a written decision setting forth the cause for termination and findings supporting its decision. The decision of the Board shall be final. Superintendent's conference before the Board shall be deemed to satisfy the Superintendent's entitlement to due process of law and shall be the Superintendent's exclusive right to any conference or hearing otherwise required by law. Superintendent waives any other rights that may be applicable to this termination for cause proceeding with the understanding that completion of this hearing exhausts the Superintendent's administrative remedies and then authorizes the Superintendent to contest the Board's determination in a court of competent jurisdiction.

d. Termination without Cause

The Board may unilaterally terminate this Agreement without cause at any time. If this Agreement is terminated, Superintendent shall receive an amount equal to the monthly salary of the Superintendent multiplied by the number of months left on the unexpired term of the contract. If the unexpired term of the contract is greater than twelve (12) months, the maximum cash settlement shall be an amount equal to the monthly salary of the Superintendent multiplied by twelve (12). Payments to Superintendent shall be made on a monthly basis unless the parties agree otherwise. In addition, Superintendent's health benefits will be paid for the same duration as the months of pay in the severance payment, up to twelve (12) months or until Superintendent finds other employment offering health benefit coverage. This provision is intended to be consistent with Government Code sections 53260-53261 which state that the maximum cash settlement shall be an amount equal to the monthly salary of the Superintendent multiplied by twelve (12) with twelve (12) months paid health benefits.

The parties agree that any damages to the Superintendent that may result from the Board's early termination of this Agreement cannot be readily ascertained. Accordingly, the parties agree that the payments made pursuant to this termination without cause provision, along with the District's agreement to provide health benefits, constitutes reasonable liquidated damages for the Superintendent, fully compensates the Superintendent for all tort, contract and other damages of any nature whatsoever, whether in law or equity, and does not result in a penalty.

Superintendent shall be terminated in accordance with Education Code section 41326 upon appointment of a State Administrator by the State Superintendent of Public Instruction. Notwithstanding any other provision of this Agreement, in such case the Superintendent's final compensation shall be determined in accordance with subdivision (j) of Section 41326.

Superintendent shall be terminated in accordance with Government Code section 53260 if the Board believes, and an independent audit subsequently confirms, that Superintendent has engaged in fraud, misappropriation of funds, or other illegal fiscal practices. Notwithstanding any other provision of this Agreement, in such case Superintendent's final compensation shall be determined in accordance with subdivision (b)(1) of Section 53260.

e. Disability/Fitness for Duty

In the event of disability by illness or incapacity in excess of sixty (60) days, Board shall have the right to appoint an Interim Superintendent who may perform all the duties of the position of Superintendent. Further, the District may terminate this Agreement by written notice to Superintendent at any time after Superintendent has exhausted any accumulated and extended sick leave and vacation leave as may be available and has been absent from employment for whatever cause for an additional continuous period of thirty (30) days. All obligations of the District arising from this Agreement shall cease upon such termination. If a question exists concerning the capacity of Superintendent to return to duty, the District may require Superintendent to submit to a medical examination, to be performed by a physician. District and Superintendent shall mutually agree upon the physician who shall conduct the examination. The examination shall be done at the expense of the District. The physician shall limit his/her report to the issue of whether Superintendent has a continuing disability which prohibits him from performing the duties of Superintendent with or without reasonable accommodation.

f. Effect of Abuse of Office Conviction

Notwithstanding any other provision of this Agreement, and as mandated by Government Code Section 53243 et. seq., in the event Superintendent is convicted of a crime constituting "abuse of office," Superintendent shall reimburse the District to the fullest extent mandated by law (e.g. paid leave, criminal defense expenses, or any cash settlement.) In the event of such conviction, the District shall make no payments barred by Government Code Section 53243 et. seq.

8. Expense Reimbursement

The District shall reimburse the Superintendent for actual and necessary expenses incurred within the scope of the Superintendent's employment, so long as such expenses are permitted by District policy or incurred with prior approval of the Board. For reimbursement, the Superintendent shall submit an expense claim in writing supported by appropriate written documentation.

Superintendent shall not be provided an automobile allowance. The Superintendent will be allowed, however, to submit the mileage incurred in performing his duties as any other certificated or classified employee of the District and will be reimbursed at the IRS approved rate.

9. Use of District Technology

The Superintendent shall use a District-provided mobile communication device and other District-provided technology for school district business, subject to applicable District technology use policies.

10. Professional Memberships

District agrees to pay Superintendent's annual professional membership dues in the Association of California School Administrators (ACSA) and National Association of Schools (NAS) during the term of this Agreement. The District shall also pay for membership for one local community service organization.

11. Annual Reporting Requirements

The Superintendent shall report to the Board in writing on an annual basis the Superintendent's use of sick leave and vacation days.

12. Professional Meetings

The Superintendent is expected to attend appropriate professional meetings at local and state levels. Prior approval of the Board shall be obtained when the Superintendent wants to attend a function outside of the state. To the extent authorized by law, the District shall pay expenses related to attendance at all such meetings, including travel expenses, as set forth in Section 8, above.

13. Notice of Seeking Employment

In all cases, the Superintendent shall immediately notify the Board should Superintendent decide to seek other employment. The Superintendent agrees to provide written notice to the Board within twenty-four (24) hours of filing an application. Once the Superintendent is determined to be a successful candidate with another employer, the Board and the Superintendent will develop a plan selecting an appropriate replacement and the Superintendent will assist in the transition.

14. Waiver

No waiver of any breach of any term or provision of this Agreement shall be construed to be, nor shall it be, a waiver of any other breach of this Agreement. No waiver shall be binding unless in writing and signed by the party waiving the breach.

15. Complete Agreement

This Agreement constitutes and contains the entire agreement and understanding between the parties concerning the Superintendent's employment with the District. This instrument supersedes and replaces all prior negotiations and all agreements proposed or otherwise, whether written or oral, concerning the subject matter hereof. This is an integrated document.

16. Governing Law

This Agreement has been executed and delivered within the State of California, and rights and obligations of the parties hereunder shall be construed and enforced in accordance with, and governed by, the laws of the State of California.

17. Construction

Each party has cooperated in the drafting and preparation of this Agreement. Hence, in any construction to be made of this Agreement, the same shall not be construed against any party on the basis that the party was the drafter. The captions of this Agreement are not part of the provisions of this Agreement and shall have no force or effect.

18. Execution

This Agreement may be executed in one or more counterparts, each of which shall be deemed an original, but all of which together shall constitute one and the same instrument. Photographic copies of such signed counterparts may be used in lieu of the originals for any purpose.

19. No Assignment

The Superintendent may not assign or transfer any rights granted or obligations assumed under this Agreement.

20. Modification

This Agreement cannot be changed or supplemented orally. It may be modified or superseded only by a written instrument executed by both parties.

21. Independent Representation

The Superintendent and the Board each recognize that in entering into this Agreement, the parties have relied upon the advice of their own attorneys or other representatives, and that the terms of this Agreement have been completely read and explained to them by their attorneys

or representatives, and that those terms are fully understood and voluntarily accepted. The Superintendent acknowledges and agrees that legal counsel for the Board represents the Board's interests exclusively and that no attorney-client relationship exists between Superintendent and legal counsel to the Board.

22. Savings Clause

If any provision of this Agreement or its application is held invalid, the invalidity shall not affect the other provisions or applications of the Agreement that can be given effect without the invalid provisions or applications and the provisions of this Agreement are declared to be severable.

23. Binding Effect

This Agreement shall be for the benefit of and shall be binding upon all parties and their respective successors, heirs, and assigns.

24. Execution of Other Documents

The parties shall cooperate fully in the execution of any other documents and in the completion of any other acts that may be necessary or appropriate to give full force and effect to this Agreement.

AGREED to on ____ day of February, 2018.

Crickett Brinkman
President, Governing Board of Gustine
Unified School District

Bryan Ballenger
Superintendent

GUSTINE UNIFIED SCHOOL DISTRICT**Meeting of the Board of Trustees****MEETING DATE:**

February 14, 2018

AGENDA ITEM TITLE: GES Requisition to Renaissance**AGENDA SECTION:** Action**PRESENTED BY:** L. Filippini, Principal**RECOMMENDATIONS:**

It is recommended that the Board of Trustees approve GES Requisition to Renaissance.

SUMMARY:

Accelerated Reader is a reading program used by the elementary school. The **Accelerated Reader** program is a computerized program that tests **reading** comprehension. Students select books on their **reading** level, read independently, and take an independent comprehension test on the computer. Each book is worth a certain number of points based on its length and **reading** level.

FISCAL IMPACT: \$6,665.00**BUDGET CATEGORY:** Title I

Ship To: Gustine Elementary School
2806 Grove Avenue
Gustine, CA 95322

Date: 1/22/18

Vendor Email (for email option only):

☐ Fax ☐ Return to site ☐ Email ☐ Other _____

FAX: 877-280-7642

Revised 07/05/2016

RENAISSANCE®

Quote
1823012

PO Box 8036, Wisconsin Rapids, WI 54495-8036

Phone: (800) 338-4204 | Fax: (877) 280-7642

Local I.D. 39-1559474

www.renaissance.com

Gustine Elementary School - 284801

2806 Grove Ave

Gustine, CA 95322-1844

Contact: Lisa Filippini - (209) 854-6496

Email: lfilippini@gustineusd.org

Reference ID: 270650

Created: 10/19/2017

Quote Summary

School Count: 1

Renaissance Products & Services Total	\$7,265.00
Applied Discounts	\$(600.00)
Shipping and Processing	\$0.00
Sales Tax	\$0.00
Grand Total	USD \$6,665.00

This quote includes: Renaissance Accelerated Reader and Renaissance Star Reading.

To place an order, please submit your organization's required purchase order with reference to quote number 1823012. An invoice will be sent upon receipt of your purchase order. Payment is due net 30 days from the invoice date. If your organization does not require a purchase order, please contact our order services team at 877-444-3172 for assistance placing your order.

Mail: PO Box 8036, Wisconsin Rapids, WI 54495-8036

Fax: (877)280-7642

Email: electronicorders@renaissance.com

If changes are necessary, or additional information is required, please contact your account executive Dan Schurman at (866)610-7989, Thank You.

Use your Prop 98 funding to lock in multi-year discounts on the solutions you need.

PO Box 8036, Wisconsin Rapids, WI 54495-8036
Phone: (800) 338-4204 | Fax: (877) 280-7642
Toll Free I.D. 39-1559474
www.renaissance.com

Quote Details					
Gustine Elementary School - 284801					
Renaissance Products & Services		Quantity	Unit Price	Discount	Total
Applications					
Accelerated Reader Subscription Renewal	03/01/2018 - 02/28/2019	600	\$6.60	\$0.00	\$3,960.00
Star Reading Subscription Renewal	03/01/2018 - 02/28/2019	600	\$4.45	\$0.00	\$2,670.00
Hosting Services					
Annual All Product Renaissance Place Hosting Fee Renewal	03/01/2018 - 02/28/2019	1	\$635.00	\$(600.00)	\$35.00
Gustine Elementary School Total				\$(600.00)	\$6,665.00

This quote is valid for 30 days. All quotes and orders are subject to availability of merchandise. Professional development expires one year from purchase date. Alterations to this quote will not be honored without Renaissance approval. Please note: Any pricing or discount indicated is subject to change with conditions to the quote. Tax has been estimated and is subject to change without notice. Unless you provide Renaissance with a valid and correct tax exemption certificate applicable to your purchase of product and the product ship-to location, you are responsible for sales and other taxes associated with this order.

United States government and agency transactions into Arizona: The Tax or AZ-TPT item(s) listed on this quote and subsequent invoice(s) is a charge to recover the cost of the Arizona Transaction Privilege Tax ("TPT"). The incidence of the TPT is on Renaissance Learning for the privilege of conducting business in the State of Arizona. Since the tax is not directly imposed on the United States, the constitutional immunity of the United States does not apply.

Hawaii residents only: Orders shipped to Hawaii residents will be subject to the 4.166% (4.712% O'ahu Is.) Hawaii General Excise tax. United States government and agency transactions into Hawaii: The Tax or General Excise Tax item(s) listed on this quote and subsequent invoice(s) is a charge to recover the cost of the Hawaii General Excise Tax. The incidence of the General Excise Tax is on Renaissance Learning for the privilege of conducting business in the State of Hawaii. Since the tax is not directly imposed on the United States, the constitutional immunity of the United States does not apply.

New Mexico residents only: Orders shipped to New Mexico residents will be subject to the 5.125% (Location Code: 88-888) Gross Receipts tax. United States government and agency transactions into New Mexico: The Tax or Gross Receipts Tax item(s) listed on this quote and subsequent invoice(s) is a charge to recover the cost of the New Mexico Gross Receipts Tax. The incidence of the Gross Receipts Tax is on Renaissance Learning for the privilege of conducting business in the State of New Mexico. Since the tax is not directly imposed on the United States, the constitutional immunity of the United States does not apply.

Students can become their most amazing selves — only when teachers truly shine. Renaissance amplifies teachers' effectiveness in the classroom — transforming data into actionable insights to improve learning outcomes. Remember, we're here to ensure your successful implementation. Please allow 30-90 days for installation and set-up.

©Copyright 2017 Renaissance Learning, Inc. All rights reserved.

All logos, designs, and brand names for Renaissance's products and services, including but not limited to Accelerated Math, Accelerated Reader, Accelerated Reader 360, AccelScan, AccelTest, English in a Flash, MathFacts in a Flash, Renaissance, Renaissance Flow 360, Renaissance Learning, Renaissance Place, Renaissance-U, Renaissance Smart Start, Star, Star 360, Star Custom, Star Early Literacy, Star Early Literacy Spanish, Star Math, Star Math Spanish, Star Reading, Star Reading Spanish, and Star Spanish, are trademarks of Renaissance Learning, Inc.

GUSTINE UNIFIED SCHOOL DISTRICT**Meeting of the Board of Trustees****MEETING DATE:**

February 14, 2018

AGENDA ITEM TITLE: Board Policy Updates October 2016 (Second Reading)**AGENDA SECTION:** Action**PRESENTED BY:** Dr. William Barr, Interim Superintendent**RECOMMENDATIONS:**

1. It is recommended that the Board of Trustees waive the reading of the Board Policy Updates October 2016.
2. It is recommended that the Board of Trustees approve the Board Policy Updates October 2016.

SUMMARY:

The attached CSBA Manual Maintenance Service Checklists listing the policies which need to be updated as of October 2016. Once approved by the Board, CSBA will return a paper for inclusion in the hard-copy manual and will post the updates on GAMUT Online, available from the District's website.

FISCAL IMPACT: None**BUDGET CATEGORY:** None

CSBA MANUAL MAINTENANCE SERVICE CHECKLIST – October 2016

District Name: Gustine Unified

Contact Name: Sara Gomez Phone: 209-854-3784 Email: sgomez@gustineusd.org

POLICY	TITLE	OPTIONS/BLANKS	ADOPT DATE
BP 0410	Nondiscrimination in District Programs and Activities	Fill in Blanks Superintendent 1500 Meredith Ave. Gustine, CA 95322	
BP 0420.41	Charter School Oversight		
BP 4151/4251/4351	Employee Compensation		
BP 4157.1/ 4257.1/ 4357.1	Work-Related Injuries	Delete BP <input checked="" type="checkbox"/> Yes <input type="checkbox"/> No	
AR 4157.1/ 4257.1/ 4357.1	Work-Related Injuries	OPTION 1: <input checked="" type="checkbox"/> OPTION 2: <input type="checkbox"/>	
AR 5125.3	Challenging Student Records		
AR 5148	Child Care and Development		
AR 5148.3	Preschool/Early Childhood Education		
BP 6142.4	Service Learning/Community Service Classes		
BP 6142.94	History-Social Science Instruction		
AR 6143	Courses of Study		
BP 6173	Education for Homeless Children		
AR 6173	Education for Homeless Children	Fill in Blanks Superintendent 1500 Meredith Ave. Gustine, CA 95322	
E(1) 6173	Education for Homeless Children		
E(2) 6173	Education for Homeless Children		
BP 6185	Community Day School		
AR 6185	Community Day School		

CSBA MANUAL MAINTENANCE SERVICE CHECKLIST – October 2016

District Name: Gustine Unified

E(1) 9323.2	Actions by the Board		

POLICY GUIDE SHEET

October 2016

Page 1 of 3

Note: Descriptions below identify revisions made in CSBA's sample board policies, administrative regulations, board bylaws, and/or exhibits. Editorial changes have also been made. Districts should review the sample materials and modify their own policies accordingly.

BP 0410 - Nondiscrimination in District Programs and Activities

(BP revised)

Policy updated to reflect **NEW LAW** (AB 30, 2015) which, effective January 1, 2017, prohibits the use of any racially derogatory or discriminatory school or athletic team name, mascot, or nickname. Policy also adds language regarding the use of uniform complaint procedures to investigate and resolve any allegation of unlawful discrimination, expands the means by which notice of the district's nondiscrimination policy will be distributed, reflects **NEW LAW** (SB 1375, 2016) which requires districts to post specified information regarding Title IX on their web site by July 1, 2017, and adds the district's responsibility to make its web site accessible to individuals with disabilities.

BP 0420.41 - Charter School Oversight

(BP revised)

Policy updated to reflect a recommendation in the 2016 edition of CSBA's Charter Schools: A Guide for Governance Teams that the district not appoint a representative to serve on the board of directors of a nonprofit public benefit corporation that operates a charter school, but rather implement other means of fulfilling its oversight responsibilities. Section on "Monitoring Charter School Performance" updated to delete references to the Academic Performance Index and federal measure of Adequate Yearly Progress, and to reflect **NEW LAW** (SB 828, 2016) which requires charter schools to submit an annual update of their local control and accountability plan. Policy also revised to reflect the Every Student Succeeds Act (P.L. 114-95) which provides for a new system of school support and improvement for Title I schools, including charter schools, beginning in the 2017-18 school year.

BP 4151/4251/4351 - Employee Compensation

(BP revised)

Policy updated to add new section on "Overtime Compensation" and to reflect **NEW FEDERAL REGULATIONS** (81 Fed. Reg. 32391) which adjust the salary level at which employees become eligible to receive overtime pay. Policy also revised to reflect the requirement to classify nonadministrative, nonsupervisory certificated employees on the salary schedule based on years of training and experience, the prohibition against paying certificated employees different salaries solely on the basis of the grade levels they teach, the board's authority to determine the frequency and schedule of salary payments for employees who work less than 12 months per year, and the requirement to post a notice of federal minimum wage provisions.

AR 4157.1/4257.1/4357.1 - Work-Related Injuries

(BP deleted; AR added)

Policy moved to administrative regulation and updated to clarify notification requirements, including requirements related to (1) the method and timeline for notifications; (2) availability of notifications in both English and Spanish; (3) notice to an employee who is a victim of crime at the workplace that he/she may be potentially eligible for workers' compensation benefits; (4) the filing of a report of work-related injury or illness with the district's insurer or, if the district is self-insured, with the Department of Industrial Relations (DIR); (5) notice to the DIR's Division of Occupational Safety and Health of any work-related death or serious injury/illness; and (6) the posting of workers' compensation information in a conspicuous location frequented by employees.

POLICY GUIDE SHEET

October 2016

Page 2 of 3

AR 5125.3 - Challenging Student Records

(AR revised)

Regulation reorganized and updated to reflect the requirement to notify a parent/guardian when the superintendent corrects or removes a student record following an appeal in which the board grants the parent/guardian's request. Regulation also adds material on the composition and conduct of the hearing panel that may be established to assist in making determinations regarding challenges to student records.

AR 5148 - Child Care and Development

(AR revised)

Regulation updated to reflect **NEW LAW** (SB 792, 2015) which requires employees and volunteers at a child care center to be immunized against influenza, pertussis, and measles, with specified exemptions. Regulation revised to reflect **NEW LAW** (SB 277, 2015) which eliminates the personal beliefs exemption for immunization of enrolled children unless a letter or affidavit was submitted by January 1, 2016, in which case the exemption will only be effective until the child reaches the next grade span. Regulation also reflects **NEW LAW** (AB 982, 2015) which authorizes the district liaison for homeless students, a Head Start program, or a transitional shelter to identify a child in need of subsidized child care services.

AR 5148.3 - Preschool/Early Childhood Education

(AR revised)

Regulation updated to reflect **NEW LAW** (SB 792, 2015) which requires employees and volunteers at a preschool to be immunized against influenza, pertussis, and measles, with specified exemptions. Regulation also reflects **NEW LAW** (AB 982, 2015) which expands the list of entities that can identify a child in need of subsidized preschool to include the district liaison for homeless children and youth, a Head Start program, or a transitional shelter.

BP 6142.4 - Service Learning/Community Service Classes

(BP revised)

Policy updated to emphasize the academic benefits of service learning or community service classes, reflect the inclusion of service learning in the History-Social Science Framework for California Public Schools adopted by the State Board of Education in July 2016, reflect the elimination of state and federal sources of funding for service learning, and delete material on the development of a plan for service learning.

BP 6142.94 - History-Social Science Instruction

(BP revised)

Policy updated to reflect key concepts in the History-Social Science Framework for California Public Schools adopted by the State Board of Education in July 2016, including, but not limited to, a new emphasis on developing student's literacy skills within the context of history-social science instruction. Policy also reflects law that encourages the use of personal testimony through oral history, videos, or other multimedia formats and establishes requirements for personal testimony provided through oral histories.

AR 6143 - Courses of Study

(AR revised)

Regulation updated to add comprehensive sexual health education as a required course of study for grades 7-12 and to add optional topics of instruction authorized by law, including instruction on violence awareness and prevention, the Bracero program, and genocide. Regulation also reflects **NEW LAW** (AB 2016, 2016) which encourages a course in ethnic studies based on a model curriculum to be adopted by the State Board of Education by March 31, 2020 and **NEW LAW** (AB 1719, 2016) which requires instruction in cardiopulmonary resuscitation beginning in 2018-19 school year for any district that has established health education as a high school graduation requirement.

POLICY GUIDE SHEET

October 2016

Page 3 of 3

BP/AR/E 6173 - Education for Homeless Children

(BP/AR/E revised)

Policy, regulation, and exhibits updated to reflect the federal McKinney-Vento Homeless Assistance Act as amended by the Every Student Succeeds Act (P.L. 114-95), as well as updated U.S. Department of Education non-regulatory guidance. Policy includes new material on the designation of a district liaison for homeless children and youth, identification of homeless students, confidentiality of student records containing information about a homeless student's living situation, and coordination of services with other entities. Policy also reflects new mandate to adopt policy to ensure participation by district liaisons and other appropriate staff in professional development and other technical assistance activities, and **NEW LAW** (SB 1068, 2016) which requires the California Department of Education (CDE) to provide specified informational and training materials to district liaisons. Regulation revises the definitions of "homeless student" and "school of origin," revises the duties of the district liaison, reflects requirement to provide the district liaison's contact information to the CDE and other specified persons, provides that a homeless student will be immediately enrolled even if he/she misses application or enrollment deadlines, and revises the content of the written explanation of the district's decision related to eligibility, school selection, or enrollment. Exhibits updated to revise the content of the district's explanation of its decision(s) related to eligibility, school selection, or enrollment and to revise the dispute form for use by parents/guardians who choose to appeal the district's decision.

BP/AR 6185 - Community Day School

(BP/AR revised)

Policy updated to expand material related to program goals, collaboration with county offices of education and other districts in the development of a plan related to services for expelled students, and program evaluation. Material on location of the community day school moved from AR to BP and clarified. Regulation updated to streamline the process for involuntarily transferring a student into a community day school and to delete unnecessary details regarding facilities which reflected requirements applicable to all school facilities.

E 9323.2 - Actions by the Board

(E revised)

Minor revision made in E(1) to add requirement for two-thirds vote of the board when a K-8 district chooses to establish a community day school.

NONDISCRIMINATION IN DISTRICT PROGRAMS AND ACTIVITIES (continued)

(cf. 6020 - Parent Involvement)
(cf. 9320 - Meetings and Notices)
(cf. 9322 - Agenda/Meeting Materials)

Note: Pursuant to 28 CFR 35.107, a district that has 50 or more employees is required to designate at least one employee to coordinate the district's efforts to comply with the ADA. The designated employee could be the same individual or position responsible for the district's compliance with state and federal laws and regulations governing educational programs as identified in the district's uniform complaint procedures. The following paragraph, which identifies the person or position identified in the AR 1312.3 - Uniform Complaint Procedures as the responsible employee, may be modified if the district chooses to designate another person or position.

The individual identified in AR 1312.3 - Uniform Complaint Procedures as the employee responsible for coordinating the district's response to complaints and for complying with state and federal civil rights laws is hereby designated as the district's ADA coordinator. He/she shall receive and address requests for accommodation submitted by individuals with disabilities, and shall investigate and resolve complaints regarding their access to district programs, services, activities, or facilities.

(title or position)

(address)

(telephone number)

(email)

Legal Reference: (see next page)

WORK-RELATED INJURIES (continued)

Note: Pursuant to Labor Code 6409.1, the district must file a report concerning any ~~work-related injury~~ ~~within five days of learning of the injury and mail or fax the form to the district's insurer~~ injury or illness which has, or is alleged to have, arisen out of and in the course of employment. The report is required to be filed with the DIR or, if the district is insured through a third party insurer, with the insurer. The district should select the option below that corresponds to the manner in which it insures for workers' compensation.

OPTION 1: (Districts insured for workers' compensation through a third party insurer)

Upon learning of ~~an a~~ work-related injury or illness, or injury or illness alleged to have arisen out of and in the course of employment, ~~a supervisor~~ the Superintendent or designee shall promptly report the incident to the ~~Superintendent or designee and the district's insurance carrier~~ within five days after obtaining knowledge of the injury or illness. ~~as appropriate~~. If a subsequent death arises as a result of the reported injury or illness, an amended report indicating the death must be filed with the insurance carrier within five days after being notified of or learning about the death. (Labor Code 6409.1)

OPTION 2: (Districts insured for workers' compensation through self-insurance)

Upon learning of a work-related injury or illness, or injury or illness alleged to have arisen out of and in the course of employment, the Superintendent or designee shall report the incident to the DIR within five days after obtaining knowledge of the injury or illness. If a subsequent death arises as a result of the reported injury or illness, an amended report indicating the death must be filed with the DIR within five days after being notified of or learning about the death. (Labor Code 6409.1)

Note: The following paragraph is for use by districts that selected either Option 1 or 2 above.

In addition, in every case involving death or serious injury or illness, the Superintendent or designee shall immediately make a report by telephone or email to the Division of Occupational Safety and Health. (Labor Code 6409.1)

Legal Reference: (see next page)

EDUCATION FOR HOMELESS CHILDREN (continued)

School of origin means the school that the homeless student attended when permanently housed or the school in which he/she was last enrolled, **including a preschool**. If the school the homeless student attended when permanently housed is different from the school in which he/she was last enrolled, or if there is some other school that he/she attended within the preceding 15 months and with which he/she is connected, the district liaison shall determine, in consultation with and with the agreement of the homeless student and the person holding the right to make educational decisions for the student, and in the best interests of the homeless student, which school shall be deemed the school of origin. (Education Code 48852.7; **42 USC 11432**)

Note: Education Code 48850 expresses legislative intent that the "best interest" of a homeless student or foster youth includes educational stability as well as placement in the least restrictive educational program, as provided below. Education Code 48853 further provides that the placement of a foster youth should consider the student's access to academic resources, services, and extracurricular and enrichment activities. For consistency with the definition of "best interest" applicable to foster youth (see AR 6173.1 - Education for Foster Youth), the following definition also reflects Education Code 48853.

Best interest means that, in making educational and school placement decisions for a homeless student, consideration is given to, among other factors, educational stability, the opportunity to be educated in the least restrictive educational setting necessary to achieve academic progress, and the student's access to academic resources, services, and extracurricular and enrichment activities that are available to all district students. (Education Code 48850, 48853; 42 USC 11432)

District Liaison

Note: Pursuant to 42 USC 11432, districts are required to designate an appropriate staff person, who may also be a coordinator for other federal programs, as a district liaison for homeless students. **The district should fill in the blanks below with the title or position, address, and phone number of the district liaison.**

The Superintendent designates the following staff person as the district liaison for homeless students: (42 USC 11432)

(title or position)

(address)

(phone number)

(email)

GUSTINE UNIFIED SCHOOL DISTRICT

Meeting of the Board of Trustees

MEETING DATE:

February 14, 2018

AGENDA ITEM TITLE: Measure P Bond Project Prioritization Plan

AGENDA SECTION: Action

PRESENTED BY: Dr. William Barr, Interim Superintendent

RECOMMENDATIONS:

It is recommended that the Board of Trustees approve the Measure P Bond Project Prioritization Plan.

SUMMARY:

The Board has directed the Superintendent to construct a Measure P Bond Project Plan in consultation with Measure P advisory committee chair Jarret Martin, Architect Mitch McAllister, State Funding Consultant Elona Cunningham and District CBO Lizett Aguilar.

FISCAL IMPACT: TBD

BUDGET CATEGORY: Measure P Funds

**Gustine Unified School District
Board of Trustees
February 14, 2018 Board Meeting
Measure P Bond Project Plan**

Background Information

At the Measure P Study Session of the Board of Trustees, Measure P Advisory Committee, and the Bond Oversight Committee conducted on January 18, 2018 a full discussion was held regarding alternative plans for the remaining funds available from Measure P. Two plans were forwarded for discussion. Architect, Mitch McAllister, and State Funding Consultant, Elona Cunningham, explained what was titled "Scenario I" and "Scenario II".

Scenario I included directing the Architect to assess the need for safety systems at each district school and to draft plans and determine related costs for the safety systems and make application addendums for each school's safety needs to the State D.S.A. Also included in Scenario I was moving forward with seeking DSA and CDE approval for the Gustine Middle School Gym. While no state funding is available for the Gym, the spending down of Measure P funds for the construction of the middle school gym would make the district eligible for hardship funding sooner and for nearly all other Measure P Projects. Scenario II did not include the constructing of a middle school gym, would delay the qualification of hardship status, and eliminate the qualification of hardship status for some projects.

The overwhelming consensus from those in attendance at the joint study session was to move forward on constructing a middle school gym and subsequently qualifying for hardship status sooner and for more projects. There is some risk involved in spending down Measure P funds and seeking hardship status. The risk involves a longer wait period for the funding of other projects and the risk that the State School Facility Fund will become increasingly depleted.

Board Action

Following the special Joint Study Session that took place on January 18, 2018 and in planning for the utilization of the remaining 2014 Measure P Bond Funds of \$9,632,418,

It is recommended the Board of Trustees take action to approve Phase I and II of the Measure P Bond Project Plan as follows:

PHASE I

Recommendations by the Superintendent for Board Approval:

1. \$4,400,000 Estimated Total Project cost for a new Middle School Gymnasium/Performing Arts Building
2. Apply for hardship funding when submitting funding applications to OPSC (Office of Public School Construction)
3. \$376,199 Estimated Architect Fees to apply for state funding for all of the projects according to the proposed projects schedule as presented at the January 18, 2018 Joint Study Session.

Measure P Bond Project Plan (Continued)

PHASE II

The Superintendent supports the following recommendations by the Measure P Advisory Committee for Board Approval:

4. \$2,004,500 Estimated preliminary cost of improvements to address Safety Concerns at all school sites. Safety Concerns include Fire Alarms, Intercom System, Bell System, Cameras and Phones. Architect will refine estimates.
5. \$3,500,000 Estimated Total Project cost for a new Gustine High School Science Wing. This project will add 5 classrooms, which includes 4 science labs/classrooms, demolishing 4 portable classrooms, courtyard development, and converting storage space to 1 classroom.
Project shortfall of \$648,281
6. Land acquisition to secure property for Gustine High School expansion ("Borrelli Property")

Future Planning

PHASE III

The Measure P Advisory Committee will work with the Superintendent to conduct an in-depth review of these projects and all other remaining projects from the proposed projects schedule. A long-term, detailed Strategic plan will be created and presented to the School Board with the Committee's recommendations.

The Strategic Plan will include:

1. Identifying specific safety concerns and refining preliminary cost estimate.
2. Reviewing costs of identified safety concerns.
3. Filing addendums to include safety work for each site for submittal to the Department of State Architect (DSA) and California Department of Education (CDE) for approval.
4. Completing all project plans to submit applications to get in line for state funding for all projects according to the proposed project schedule.
5. Submitting funding applications to OPSC of received DSA and CDE approved plans.
6. Remaining projects:
 - a. Gustine High School Cafeteria (New Construction & Conversion)
 - b. Gustine High School Building A "Old Science Wing" (Modernization)
 - c. Gustine Middle School 4 Classrooms (New Construction)
 - d. Romero Elementary School 4 Classrooms (New Construction)
 - e. Gustine Elementary School 4 Classrooms (New Construction)
 - f. Romero Elementary School MultiPurpose Room & Classrooms (Modernization)

GUSTINE UNIFIED SCHOOL DISTRICT

Meeting of the Board of Trustees

MEETING DATE:

February 14, 2018

AGENDA ITEM TITLE: AT&T CALNET3 E-Rate Contract for the District WAN (wide area network) connection to MCOE (Merced County Office of Education)

AGENDA SECTION: Action

PRESENTED BY: Lizett Aguilar, Chief Business Officer

RECOMMENDATIONS: It is recommended the Board of Education approve AT&T CALNET3 as the selected vendor to provide the District WAN (wide area network) 10GB connection to MCOE (Merced County Office of Education).

SUMMARY:

BACKGROUND INFORMATION

E-Rate is a program that provides discounts to assist schools and libraries in the United States to obtain affordable telecommunications, Internet access, internal connections, and basic maintenance of internal connections. This program is administered by the Universal Service Administrative Company (USAC) under the direction of the Federal Communications Commission (FCC).

ISSUE/DISCUSSION

On November 8, 2017, the Board approved Gustine Unified School District (GUSD) plans to apply for eligible services for E-Rate Year 2018. These services are for the District WAN (wide area network) connection to MCOE. These services provide internet access for the students and staff of Gustine USD connecting back to Merced County Office of Education.

MCOE assisted GUSD with filing for E-Rate Year 2018 funding, the bid comparison and the attached documentation. MCOE recommends GUSD select AT&T CALNET3 as the provider of services for the 2018-2019 school year. Under the AT&T CALNET3 contract, the state may elect to exercise an extension for the 2019-2020 year. GUSD could remain under this contract, which would continue the service at the same price until June 30, 2020. Under A&T CALNET 3, there are no early termination fees.

FISCAL IMPACT: \$1,684.80 (after E-Rate/CTF discounts)

BUDGET CATEGORY: General Fund

GUSTINE UNIFIED SCHOOL DISTRICT
(E-RATE YEAR 2018 BID COMPARISON SUMMARY - DISTRICT WAN CONNECTIONS)

GUSD DISTRICT WAN CONNECTION		Period (months)	AT&T ADE Lit Fiber 1G			AT&T ADE Lit Fiber 10 Gbps			Granite Lit Fiber 1G			Granite Lit Fiber 10G		
			One-Time (NRC)	Monthly Recurring (MRC)	Total (NRC+MRC)	One-Time (NRC)	Monthly Recurring (MRC)	Total (NRC+MRC)	One-Time (NRC)	Monthly Recurring (MRC)	Total (NRC+MRC)	One-Time (NRC)	Monthly Recurring (MRC)	Total (NRC+MRC)
470-HS1-18	Wired Data Center	12	-	1,138.00	13,656.00	-	2,808.00	33,696.00	-	2,800.00	33,600.00	-	6,430.00	77,160.00
470-HS2-18	MCOE D4	12	-	-	-	-	-	-	-	2,800.00	33,600.00	-	6,430.00	77,160.00
TOTAL			-	1,138.00	13,656.00	-	2,808.00	33,696.00	-	5,600.00	67,200.00	-	12,860.00	154,320.00

Notes

1. Granite contract term is 12 months or 36 months. Early termination fee if service terminated before end of contract.
2. Granite SLA does not ensure latency, jitter, packet delivery rate, bit-error commitment, Guarantee 99.9% network availability & <8 hour mean time to repair.
3. AT&T ADE bid response is based on CALNET3 contract for BOTH 1G & 10G. AT&T did not bid MCOE D4
4. CALNET3 term for FY18 is 07/01/2018-06/30/2019, One more extension left (07/01/2019-06/30/2020).
5. CALNET3 contract has NO early termination fee.
6. Compare total cost using 12 months because CALNET3 term for FY2018 is 07/01/2018-06/30/2019 & Granite contract term is 12 months or 36 months
7. We recommend GUSD pursue 10 Gbps for Internet connectivity

Funding Year 2018

Project or Service
descriptionGUSD DISTRICT Dedicated Point-to-Point High Speed 10G Lit Fiber Service
WAN

Vendor Scoring (use additional worksheets if necessary)

Selection Criteria	Weight*
Prices/Charges	35%
Meets technical specifications and design	20%
Prior experience	15%
SPI vendor (Yes=5; No=1)	10%
Impact to GUSD cash flow	10%
Non E-Rate eligible charges	10%

Overall Ranking 100%

AT&T ADE	
Raw Score**	Weighted Score***
5	1.8
5	1.0
5	0.8
5	0.5
5	0.5
5	0.5

5.0

Granite	
Raw Score	Weighted Score
4	1.4
3	0.6
3	0.5
5	0.5
5	0.5
5	0.5

4.0

Raw Score	Weighted Score
	-
	-
	-
	-
	-
	-

-

Raw Score	Weighted Score
	-
	-
	-
	-
	-
	-

-

Raw Score	Weighted Score
	-
	-
	-
	-
	-
	-

-

Vendor Selected: AT&T
 Approved By: Lizett Aguilar
 Title: Chief Business Officer
 Date:

Bid Assessment Comments, if needed:

AT&T	Lowest price. ADE service pure 10G. Met technical specifications - Mean Time to Restore is 4 hr; typical latency is 0.05 ms.
Granite	Highest price. Has not provided services to GUSD - unknown prior experience. Lower score on technical specifications - does not ensure latency, jitter, packet delivery rate, bit-error commitment; network availability is 99.9%; <8 hr mean time to repair.

Notes:

* The weight of each criteria shall be determined by GUSD prior to the opening of the bid. Percentage weights must add up to 100%. Price must be weighted the heaviest.
 ** Evaluated on a scale of 1 to 5: 1=worst, 5=best, 3=unknown/satisfactory/average (except for "Prices/Charges", "SPI vendor")

*** Weight x Raw Score

Bids on Public Works Projects shall be awarded to the lowest RESPONSIVE & RESPONSIBLE bid

© E-Rate Central

**GUSTINE UNIFIED SCHOOL DISTRICT
(E-RATE YEAR 2018 DISTRICT WAN CONNECTION FUNDING)**

PROJECT COST	Period (months)		AT&T ADE Lit Fiber 10 Gbps		
			One-Time (NRC)	Monthly Recurring (MRC)	Total MRC (24 months)
Gustine - Wired Data Center	12		-	2,808.00	33,696.00
Total			-		33,696.00

E-RATE FUNDING	Period (months)	E-Rate Discount	AT&T ADE Lit Fiber 10 Gbps		
			One-Time (NRC)	Monthly Recurring (MRC)	Total MRC (24 months)
Gustine - Wired Data Center	12	90.00%	-	2,527.20	30,326.40
Total			-		30,326.40

UNDISCOUNTED E-RATE PORTION	Period (months)	Undiscount E-Rate portion	AT&T ADE Lit Fiber 10 Gbps		
			One-Time (NRC)	Monthly Recurring (MRC)	Total MRC (24 months)
Gustine - Wired Data Center	12	10.00%	-	280.80	3,369.60
Total			-		3,369.60

CTF DISCOUNT	Period (months)	CTF Discount (if applicable)	AT&T ADE Lit Fiber 10 Gbps		
			One-Time (NRC)	Monthly Recurring (MRC)	Total MRC (60 months)
Gustine - Wired Data Center	12	50.00%	-	140.40	1,684.80
Total			-		1,684.80

GUSTINE UNIFIED SCHOOL DISTRICT
(E-RATE YEAR 2018 DISTRICT WAN CONNECTION FUNDING)

TOTAL GUSD OUT-OF-POCKET AFTER E-RATE & CTF DISCOUNTS (over 12 months)	1,684.80
---	-----------------

Total estimated INITIAL payment(s) before E-Rate Year 2018 discounts will be in effect	Period (months)		AT&T ADE Lit Fiber 10 Gbps		
			One-Time (NRC)	Monthly Recurring (MRC)	Total MRC (60 months)
Gustine - Wired Data Center	6	100.00%	-	2,808.00	16,848.00
Total			-		16,848.00

Observations

1. AT&T ADE service contract based on CALNET3 contract.
2. 'CALNET3 term for FY18 is 07/01/2018-06/30/2019. One more extension left (07/01/2019-06/30/2020). Even if CA exercises final extension, GUSD should bid for new multi-year services in E-Rate Year 2019 to avoid paying tariff rates after June 30, 2020.
3. Based on the First E-Rate Modernization order FCC 14-99 (WC Docket No. 13-184), the FCC has adopted SETDA's target for WAN connectivity of at least 10G connection needed for every 1,000 students/staff per school by school year 2017-2018. See <http://fibertoolkit.educationsuperhighway.org/toolkit/k-12-bandwidth-targets>
4. GUSD may need to pay approximately the full monthly charge for a period of 6 months before AT&T requests the E-Rate Year 2018 discounted funds, and apply the discounted funds to the GUSD monthly bills. Therefore, GUSD will need to budget approximately 6 months of payment.

GUSTINE UNIFIED SCHOOL DISTRICT**Meeting of the Board of Trustees****MEETING DATE:**

February 14, 2018

AGENDA ITEM TITLE: Proposal/ Agreement to Prepare Developer Fee Justification Study**AGENDA SECTION:** Action**PRESENTED BY:** Hugo Luna, Business Manager**RECOMMENDATIONS:**

It is recommended that the Board of Trustees approve the agreement for the preparation of a developer fee justification study.

SUMMARY:

The district's last developer fee justification study, dated January 23, 2014, allows the district to collect \$3.36 per square foot for residential construction and \$0.54 for commercial/ industrial construction. It is recommended that the board approve a new justification study proposal, to be conducted by Jack Schreder & Associates, so that the district is able to collect the most current developer fee rates for residential and commercial/industrial construction.

FISCAL IMPACT: \$4,275.00**BUDGET CATEGORY:** Capital Facilities Fund

**PROPOSAL/AGREEMENT TO PREPARE
DEVELOPER FEE JUSTIFICATION STUDY
for
GUSTINE UNIFIED SCHOOL DISTRICT**

Prepared by:

Jack Schreder & Associates, Inc.
2230 K Street
Sacramento, California 95816
(916) 441-0986

CONTENTS

PURPOSE OF THE PROJECT	1
PROJECT METHODOLOGY.....	1
CONSULTING FEES.....	4
TIME SCHEDULE	5
SIGNATURE.....	5
PROFESSIONAL QUALIFICATIONS	6
CLIENT LIST	9

PURPOSE OF PROJECT

The objective of this project is to determine if a reasonable relationship exists between new residential, commercial, and industrial development and the need for new and/or reconstructed school facilities in the Gustine Unified School District. The study will be documented to provide the District with the justification necessary to levy developer fees as authorized by Education Code Section 17620. The report will comply with any new legislative requirements to date, including SB 1693 and AB 3081 requirements.

PROJECT METHODOLOGY

The project that Jack Schreder & Associates, Inc. is proposing will be comprised of the following separate components:

- Component A:** Projection of the residential, commercial, and industrial development.
- Component B:** Identification of student yield factors for residential, commercial, and industrial development.
- Component C:** Generation of enrollment projections based on natural growth and new residential development.
- Component D:** Identification of existing facility capacity, facility needs, and facility costs based on enrollment projections. Class size reduction implementation may affect District capacity.
- Component E:** Preparation of documentation in compliance with current developer fee law.

COMPONENT A

In order to identify the projected student impact of residential, commercial, and industrial development, it is necessary to assess the impact of development. This component of the study will identify the level of future residential, commercial, and industrial development anticipated to occur in the District.

As required to justify developer fees, the specific steps in this component are:

- Identify approved and tentative development projects on file with the county and city planning departments where applicable.
- Identify development potential for vacant and under-developed land.
- Identify city building densities, current zoning, and master plan designations to establish build-out potentials.
- Provide development projections for single family residential and multiple family residential development. Provide projections of commercial and industrial development by category.
- Determine the development impact on the District when pre-existing dwelling units are demolished and replaced by reconstructed dwelling units as it occurs within the District boundaries.
- Project fee revenues for residential, commercial and industrial based on the current maximum fee.

District responsibility: Provide information regarding current and future projected residential development known to the District.

COMPONENT B

State default student yields will be utilized or student generation rates (SGR's) will be calculated to project the student impact of future development. The commercial/industrial SGR's will address employee generation factors, as provided by the San Diego Traffic Generation documentation (17621(e)(1)(B)).

COMPONENT C

Enrollment projections for the District will be provided which are based on the levels of new residential development identified in Component A and the SGR's identified in Component B. The enrollment projections will utilize a cohort survival methodology and proposed residential development where applicable.

District responsibility: Provide demographic information, including CBEDS enrollment for the current school year. Enrollments must be provided by grade level.

COMPONENT D

Once the enrollment projections are established, the District's ability to house future enrollments will be analyzed. The capacity of the District facility will be identified and future enrollments will be "loaded" into the facilities to determine if, and when, the capacity at each grade level organization will be exceeded. The effects of class size reduction program implementation will be determined. Costs for providing new facilities will be provided on a per dwelling unit, per student, and per square foot basis.

In addition to establishing the District's future facility needs and costs, the available facility funding sources will be identified.

District responsibility: Provide a schematic fire drill map or SP1A of each District site, including any closed or unused sites. The schematic should include current class use, District loading policy, and any limitation to housing additional students (classroom use or school site size.) Portable classrooms must be identified for each site, including use, and ownership; if they are leased, terms of lease must be provided.

COMPONENT E

The information and conclusions identified in Components A through D will be included in a report to be delivered to the District upon completion of the project. The report will comply with the requirements of Education Code Section 17620.

CONSULTING FEES

Jack Schreder & Associates, Inc. will provide analysis in the form of a final report for the district. One (1) draft copy of the report will be made available for review to the district. After district review, ten (10) copies of the final report will be provided to the district. Jack Schreder & Associates, Inc. will provide step-by-step instructions to implement the fees. Model resolutions and Board policies for the public hearing process and the establishment of developer fees will also be provided.

Gustine Unified School District

Price

Developer Fee Justification Study

\$4,275

Note: Education Code Section 17620(a)(5) provides that developer fee revenues may be used to pay for the cost of preparing developer fee justification documentation.

As a courtesy at **no cost to the District**, Jack Schreder & Associates, Inc. will provide a template for your District's 5-year plan as required by Government Code Sections 66006 and 66001. This plan is updated each year and must be available for public review by December 26th (180 days after close of previous fiscal year).

Upon the District's request, Jack Schreder & Associates, Inc. will assist the District with completing the plan. The cost for such assistance is \$165/hour, not to exceed 16 hours.

Additional Considerations

- The quoted price does not include attendance at the Board meeting when the report is presented; this is an additional optional cost for the District.
- Visitations to the district following the completion of the draft will be reimbursed to the Consultant in the amount of \$165 an hour including travel time.
- Reproduction costs of the draft and final reports will be reimbursed to the Consultant. At the District's request, a "camera-ready" copy can be provided.
- Express mail expenses will be documented and reimbursed to the Consultant.

TIME SCHEDULE

The draft report which will include baseline data regarding District capacity, student yield information, classroom loading policies and class size reduction will be determined within 60 days of a signed agreement and receipt of requested information. The final report will be completed 15 days after receipt of the final draft from the District.

This agreement is between the Gustine Unified School District and Jack Schreder & Associates, Inc.

Dr. William Barr
Superintendent
Gustine Unified School District


Jack Schreder
Jack Schreder & Associates, Inc.

Date

February 2, 2018
Date

PROFESSIONAL QUALIFICATIONS

Dr. Jack S. Schreder **President**

As a Government Relations and School Facilities Consultant for the past thirty years, Dr. Schreder has used his expertise to assist school districts with their facility and financial concerns. Dr. Schreder's knowledge of educational facilities and finance has been augmented by his experience working within various California school districts. As a former president of the Associates of California School Administrators (ACSA Region 1), former lobbyist for ACSA, San Diego City Schools, and several private entities, he has developed the skills necessary to develop a process which results in meaningful solutions to resolving impact issues.

Dr. Schreder is a graduate of Stanford University (Ph.D. - Education and Business), San Francisco State University (M.A. - School Administration) and Michigan State University (B.A. Economics).

Kristen G. Schreder **President, School Facilities Division**

Kristen Schreder is a specialist on issues relating to State Allocation Board regulations and the Office of Public School Construction policies. She represents over eighty school districts on matters related to the LeRoy Greene School Facility Program. She is an experienced lobbyist in both Louisiana and California.

Ms. Schreder is an honors graduate of Chico State University (Social Science, 1978) and is a graduate of the National Center for Paralegal Training, Atlanta, Georgia, 1982.

Cheryl A. King **Senior Associate**

Ms. King has worked extensively with school districts throughout Illinois, Michigan, Colorado and California for over 20 years. Her diverse career includes teaching at both the secondary and university level and developing curriculum and outreach programs at both levels. She also administered programs as an Administrative Assistant for the Michigan Department of Education where she worked in conjunction with 20 school districts statewide to obtain state funding for projects in their districts, including follow-up evaluation procedures.

Her work in California includes extensive grant writing, development and management of programs countywide for Butte County, consultant work with various school districts and Director of a State Local Partnership Program for the California Arts Council. Ms. King has also worked in the areas of legislative analysis and educational law as a legal assistant in the Sacramento area.

Elona Cunningham
Senior Associate

Ms. Cunningham received her BS in Business Administration with a Minor in Spanish from Menlo College and her English/Spanish Bilingual Multiple Subject Teaching Credential from the University of San Francisco. Her work experience includes five years as a bilingual elementary school teacher in California. Before joining Jack Schreder and Associates in 1997, Ms. Cunningham worked at the corporate offices of J. Crew in New York and the Gap in San Francisco.

Ms. Cunningham has over 14 years of experience in the school facility arena. Her experience includes all areas of school facility planning while specializing in securing facilities funding for school districts throughout the State of California. In order to maximize State funding, district's needs are evaluated and all available facility funding options are considered to maximize funding. Over the course of 14 years she has secured facilities funding for over 100 school districts totaling in excess of \$1 billion in facility funding. In order to secure facility funding, regular interaction with relevant State agencies is critical. Through regular communication and a presence in Sacramento, Ms. Cunningham has developed strong relationships with the Department of the State Architect, California Department of Education, and the Office of Public School Construction.

In addition, Ms. Cunningham prepares Level I Developer Fee Justification Studies and Level II School Facility Needs Assessments to assist with the impact of additional students generated from development projects.

Tamara Caspar
Associate

Ms. Caspar joined our firm in 1998. Ms. Caspar is responsible for tracking and assisting districts with determining new construction and modernization eligibility. Ms. Caspar serves as a liaison between school districts, architects, and State agencies to secure funding for eligible projects in a timely manner.

Jamie M. Iseman
GIS Director

Ms. Iseman received her B.S. in Geography from California State University, Sacramento and her M.S. in Geography with an emphasis in Demographics and Planning from the University of South Carolina. Ms. Iseman worked as a GIS Analyst with the State Department of Health and Environmental Control while in South Carolina and also served as a research assistant for the South Carolina Geographic Alliance, developing computer programs to assist the teaching of Geography to K-12 students.

Since 2001 she has been utilizing Geographic Information Systems (GIS), a powerful computer mapping tool, in the preparation of Demographic Analyses and Master Plans for over 18 California school districts to assist them in analyzing current and historic student populations, the migration of students and community populations, optimizing attendance boundaries, consolidation of current schools, location of new schools, and other geographic area specific analyses for long range planning. She works closely with District staff and oversight committees to develop specific criteria for optimizing current and future facility usage.

Evelyn Shafer
Associate

Ms. Shafer has worked in the School Facility Program since 1999 preparing SFP applications for all programs and working closely with districts to maximize funding opportunities. She also prepares Level I and Level II studies.

CLIENT LIST

Jack Schreder & Associates, Inc. has worked with the following districts:

FACILITY FUNDING/ CLASS SIZE REDUCTION

ABC
Alhambra City Elementary
Alpaugh Unified
Antioch Unified
Archoe Union Elementary
Apple Valley Unified
Aromas-San Juan Unified
Banta Elementary
Bayshore Elementary
Bear Valley Unified
Bellevue Union
Benicia Unified
Berkeley Unified
Biggs Unified
Big Lagoon
Big Pine Unified
Bishop
Brawley Union Elementary
Brawley Union High
Buckeye Elementary
Burbank Unified
Butte Valley Unified
Cabrillo Unified
Calistoga Joint Unified
Canyon Elementary
Caruthers Union Elementary
Central Union High
Ceres Unified
Chatom Union Elementary
Cloverdale Unified
Coarsegold Union
Colusa Unified
Corcoran Joint Unified
Corning Union Elementary
Delano Union Elementary
Dos Palos Joint Union Elementary
Eastern Sierra Unified

Empire Union
Enterprise Elementary
Escondido Union Elementary
Etna Union High
Fairfax Elementary
Fillmore
Firebaugh-Las Deltas Unified
Forestville Union Elementary
Fort Bragg Unified
Galt High
Gateway Unified
Gonzales Union High
Grant Elementary
Grass Valley Elementary
Greenfield Union Elementary
Hamilton Union High
Hart-Ransom Union
Holtville Unified
Hughson Union High
Igo-Ono-Platina Union Elementary
Imperial Unified
Janesville Union
John Swett Unified
Johnstonville Elementary
Kenwood Elementary
Keppel Union
Kerman Unified
Kings Canyon Joint Unified
King City Joint Union High
King City Union Elementary
Lassen High
Laytonville Unified
Le Grand Elementary
Lewiston Elementary
Liberty Elementary
Linden Unified
Live Oak Unified
Lone Pine Unified
Los Banos Unified
Los Molinos Unified

Mammoth Unified
Manzanita Elementary
Marysville Joint Unified
McSwain Union Elementary
Merced City Elementary
Middletown Unified
Mt. Diablo Unified
Monson-Sultana Joint Union Elem
Moreno Valley Unified
Morgan Hill Unified
Mother Lode Union Elementary
Napa Valley Unified
National
Newark Unified
North County Joint Union
Elementary
Oak Grove Union Elementary
Oakdale Joint Union High
Oakdale Union Elementary
Oakland Unified
Orange Unified
Orcutt Union Elementary
Orick Elementary
Orland Joint Union Elementary
Orland Joint Union High
Palo Alto Unified
Patterson Joint Unified
Pierce Joint Unified
Planada Elementary
Pleasant Ridge Union Elementary
Plumas Unified
Poway Unified
Ready Springs Union
Red Bluff Union Elementary
Reef-Sunset Unified
Red Bluff Union High
Redding Elementary
Rescue Union Elementary
Richmond Elementary
Rincon Valley Union Elementary
River Delta Unified
Riverbank Unified
Roseland Elementary
Roseville Joint Union High
Ross Valley Elementary

Saddleback Valley Unified
San Benito High
San Bruno Park Elementary
San Gabriel Unified
San Lorenzo Unified
Santa Paula Elementary
Santa Rosa Elementary
Santa Rosa High
Scotts Valley Unified
Selma Unified
Sequoia High
Shaffer Union
Shasta Union Elementary
Shasta Union High
Shoreline Unified
Sierra-Plumas Joint Unified
Sonora Union High
Soquel Union Elementary
Southern Kern Unified
Surprise Valley Joint Unified
Susanville
Sylvan Union Elementary
Tahoe Truckee Unified
Tulelake Basin Joint Unified
Tustin Unified
Ukiah Unified
Victor Elementary
Vista Unified
Washington Unified
Waterford Elementary
Weaver Union
Weed Union Elementary
West Side Union Elementary
Western Placer Unified
Williams Unified
Willits Unified
Winters Joint Unified
Winton Elementary
Woodland Joint Unified
Wright Elementary
Yucaipa-Calimesa Joint Unified

DEVELOPER FEE STUDIES/YIELD
STUDIES

Alameda City Unified
Allensworth Elementary
Alexander Valley Union Elementary
Alpaugh Unified
Alta-Dutch Flat Union Elementary
Alview – Dairyland Union Elem.
Alvina Elementary
Analy Union High
Anderson Union High
Anderson Valley Unified
Antelope Valley Union High
Apple Valley Unified
Arcadia Unified
Arcohe Union Elementary
Arena Union Elementary
Armona Union Elementary
Aromas-San Juan Unified
Atascadero Unified
Atwater Elementary
Bangor Union Elementary
Banta Elementary
Bass Elementary
Bear Valley Unified
Bella Vista Elementary
Bellevue Elementary
Bellevue Union Elementary
Bellflower Unified
Belmont-Redwood Shores
Elementary
Benicia Unified
Bennett Valley Union Elementary
Beverly Hills Unified
Big Lagoon Union Elementary
Big Oak Flat-Groveland Unified
Big Pine Unified
Big Springs Union Elementary
Biggs Unified
Big Valley Joint Unified
Bishop Union Elementary
Bishop Joint Union High
Black Butte Union Elementary
Black Oak Mine Unified

Blue Lake Union Elementary
Bogus Elementary
Bonny Doon Union Elementary
Bradley Union
Brawley Union Elementary
Brawley Union High
Briggs Elementary
Brittan Elementary
Browns Elementary
Buckeye Elementary
Buellton Union Elementary
Burbank Unified
Butte Valley Unified
Burlingame Elementary
Butteville Union Elementary
Cabrillo Unified
Cajon Valley Union Elementary
Calexico Unified
Calipatria Unified
Calistoga Joint Unified
Cambrian Elementary
Camino Union Elementary
Camptonville Elementary
Canyon Union Elementary
Capay Joint Unified
Caruthers Unified
Caruthers Union Elementary
Caruthers Union High
Cascade Union Elementary
Castle Rock Union Elementary
Castro Valley Unified
Central Union Elementary
Central Union High
Ceres Unified
Charter Oak Unified
Chicago Park Elementary
Chinese Camp Elementary
Chowchilla Union High
Chualar Union Elementary
Cinnabar Elementary
Clay Joint Elementary
Clear Creek Elementary
Cloverdale Unified
Coffee Creek Elementary
Cold Spring Elementary

Columbia Elementary
Columbia Union
Colusa Unified
Corcoran Joint Unified
Cotati-Rohnert Park Unified
Cottonwood Union Elementary
Culver City Unified
Curtis Creek Elementary
Covina Valley Unified
Delano Joint Union High
Delano Union Elementary
Delphic Elementary
Delta Island Union Elementary
Delta View Joint Union Elementary
Denair Unified
Dinuba Unified
Dos Palos Oro- Loma Joint Union
Dublin Unified
Ducor Union Elementary
Dunsmuir Elementary
Dunsmuir Joint Union High
Durham Unified
East Nicolaus Joint Union High
El Centro Elementary
El Dorado Union High
Emery Unified
Enterprise Elementary
Esparto Unified
Etna Union High
Eureka City Elementary
Exeter Union Elementary
Exeter Union High
Fallbrook Union Elementary
Fall River Joint Unified
Feather Falls Union
Ferndale Unified
Fillmore Unified
Firebaugh-Las Deltas Unified
Flournoy Union Elementary
Fontana Unified
Forestville Union Elementary
Forks of Salmon Elementary
Fort Bragg Unified
Fort Ross Elementary
Fort Sage Unified

Fortuna Union Elementary
Franklin Elementary
French Gulch-Whiskeytown Elem
Galt Joint Union High
Gateway Unified
Gazelle Union Elementary
Gold Oak Union
Gold Trail Union
Golden Hills
Golden Feather Union
Gonzales Union High
Gorman Elementary
Gorman Unified
Grant Elementary
Grant Joint Union High
Grass Valley Elementary
Gravenstein Union Elementary
Grossmont Union High
Guadalupe Union Elementary
Gustine Unified
Grenada Elementary
Guerneville Elementary
Hamilton Union Elementary
Hamilton Union High
Hanford Elementary
Hanford Joint Union High
Happy Valley Union Elementary
Harmony Union Elementary
Hart-Ransom Union Elementary
Hayward Unified
Healdsburg Unified
Hilmar Unified
Holtville Unified
Hornbrook Elementary
Howell Mountain Elementary
Hughes Elizabeth Lakes Union Elem
Hughson Unified
Hughson Union High
Igo, Ono, Platina Union Elementary
Imperial Unified
Indian Diggings Elementary
Indian Springs Elementary
Irvine Unified
Island Union Elementary
Jamestown Elementary

Janesville Union Elementary
John Swett Unified
Johnstonville' Elementary
Julian Union High
Junction Elementary (Shasta)
Junction Elementary (Siskiyou)
Kenwood Elementary
Keppel Union Elementary
Kerman Unified
Keyes Union Elementary
King City Joint Union High
Kings Canyon Joint Unified
Kings River Union Elementary
Kings River-Hardwick Union Elem
Kingsburg High
Kingsburg Joint Union Elementary
Kirkwood Elementary
Kit Carson Union
Klamath River Union Elementary
Knightsen Elementary
La Honda Pescadero Unified
Lafayette Elementary
Laguna Salida Union Elementary
Lagunitas Elementary
Lakeport Unified
Lakeside Union Elementary
Lake Tahoe Unified
Lammersville Elementary
Larkspur Elementary
Las Lomitas Elementary
Lassen Union High
Laton Joint Unified
Latrobe
Lawndale Elementary
Le Grand Union Elementary
Le Grand Union High
Lemoore Union Elementary
Lemoore Union High
Lewiston Elementary
Liberty Elementary (Petaluma)
Liberty Elementary (Sonoma)
Liberty Union High
Linden Unified
Lindsay Unified
Little Shasta Elementary

Live Oak Unified
Los Alamos Elementary
Los Banos Unified
Los Gatos- Saratoga Jt Union High
Los Molinos Unified
Los Olivos Elementary
Lucia Mar Unified
Lynwood Unified
Magnolia Union Elementary
Mammoth Unified
Manhattan Beach Unified
Marcum-Illinois Union
Mariposa County Unified
Mark West Union
Martinez Unified
Marysville Joint Unified
Maxwell Unified
McCabe Union Elementary
McCloud Union Elementary
McSwain Union Elementary
Mendocino Unified
Meadows Union Elementary
Mendota Unified
Menlo Park City Elementary
Meridian Elementary
Millbrae Elementary
Millville Elementary
Milpitas Unified
Mojave Unified
Monroe Elementary
Monson-Sultana Joint Union Elem
Montague Elementary
Montebello Elementary
Montecito Union Elementary
Monte Rio Union Elementary
Moreland Elementary
Morgan Hill Unified
Morongo Unified
Mother Lode Union Elementary
Mountain Union Elementary
Mt. Diablo Unified
Mt. Shasta Union
Mulberry Elementary
Mupu Elementary
Napa Valley Unified

Novato Unified
Needles Unified
Nevada City
Nevada Joint Union High
Newark Unified
New Jerusalem Elementary
Nicasio Elementary
North County Joint Union
North Cow Creek Elementary
Novato Unified
Oak Grove Union Elementary
Oak Run Elementary
Oakdale Joint Union High
Oakdale Unified
Oakdale Union Elementary
Oakland Unified
Oak View Union Elementary
Ojai Unified
Old Adobe Union Elementary
Orchard
Orcutt Union Elementary
Orinda Union Elementary
Orland Joint Unified
Orland Joint Union Elementary
Orland Joint Union High
Oroville City Elementary
Oroville Union High
Pacheco Union Elementary
Pacific Grove Unified
Pacific Union Elementary
Palermo Union
Palmdale Elementary
Palo Alto Unified
Patterson Unified
Pierce Joint Unified
Piner-Olivet Union Elementary
Pioneer Union Elementary
Pittsburg Unified
Placerville Union Elementary
Plainsburg Union Elementary
Planada Elementary
Pleasant Ridge Union Elementary
Pleasant View Elementary
Plumas Unified
Point Arena Joint Union High

Pollock Pines Elementary
Portola Valley Elementary
Quartz Valley Elementary
Raisin City Elementary
Ravendale Elementary
Ravenswood City Elementary
Ready Springs Union
Red Bluff Union Elementary
Redding Elementary
Redondo Beach Unified
Reed Union Elementary
Reef Sunset Unified
Richfield Elementary
Richgrove Elementary
Richmond Elementary
Rincon Valley Union Elementary
Riverbank Unified
River Delta Unified
Roberts Ferry Union Elementary
Robla Elementary
Rockford Elementary
Roseland Elementary
Ross Valley
Rowland Unified
Sacramento City Unified
Saddleback Valley Unified
San Antonio Union Elementary
San Carlos Elementary
San Bruno Park Elementary
San Juan Union Elementary
San Lorenzo Unified
San Lorenzo Valley Unified
San Lucas Union Elementary
San Mateo-Foster City
San Mateo Union High
San Rafael City Elementary
San Rafael City High
San Ramon Valley Unified
Santa Clara Unified
Santa Cruz City Elementary
Santa Cruz City High
Santa Maria Joint Union High
Santa Maria-Bonita
Santa Paula Elementary
Saratoga Union Elementary

Sausalito Elementary
Sausalito Marin City
Sawyers Bar Elementary
Scotts Valley Unified
Sebastopol Union Elementary
Seeley Union Elementary
Seid Unified
Selma Unified
Sequoia Union High
Shaffer Union Elementary
Shasta Lake Union Elementary
Shasta Union Elementary
Shasta Union High
Sierra-Plumas Joint Unified
Siskiyou Union High
Snowline Joint Unified
Soledad Unified
Somis Union Elementary
Sonora Elementary
Sonora Union
Sonora Union High
Soquel Union Elementary
Soulsbyville Elementary
South Bay Union Elementary
South Pasadena Unified
South San Francisco Unified
Standard Elementary
Stanislaus Union Elementary
Strathmore Union Elementary
Summerville Elementary
Summerville High
Sunol Glen Unified
Surprise Valley Joint Elementary
Susanville
Sutter Union High
Tamalpais Union High
Tehachapi Unified
Temple City Unified
Thermalito Union
Traver Joint Elementary
Tres Pinos Union Elementary
Trinity Union High
Twain Harte-Long Barn Union
Twin Hills Union Elementary
Twin Ridges Elementary

Ukiah Unified
Union Hill Elementary
Visalia Unified
Washington Union Elementary
Washington Union High
Weaver Union Elementary
Weaverville Elementary
Weed Union Elementary
West Contra Costa Unified
West Covina Unified
West Fresno Elementary
Western Placer Unified
Westmorland Union Elementary
Westwood Unified
Whisman Elementary
Whitmore Union Elementary
Williams Unified
Willits Unified
Willow Creek Elementary
Willow Grove Union Elementary
Willows Unified
Wilmar Union Elementary
Winton Elementary
Wiseburn Elementary
Woodland Joint Unified
Woodside Elementary
Wright Elementary
Yreka Union Elementary
Yreka Union High
Yuba City Unified

DEMOGRAPHIC/FACILITY PLANS

Alameda Unified
Banta Elementary
Bellflower Unified
Bellevue Union Elementary
Big Oak Flat-Groveland Unified
Biggs Unified
Big Valley Joint Unified
Black Oak Mine Unified
Brawley Elementary
Brawley Union High
Brittan Elementary
Calistoga Joint Unified

Chico Unified
Columbia Elementary
Corning Union Elementary
Delano Union Elementary
Dos Palos Oro-Loma Joint Unified
Dublin Unified
Edison Elementary
Esparto Unified
Firebaugh-Las Deltas Unified
Fort Bragg Unified
Fort Sage Unified
Galt Joint Union High
Gateway Unified
Glenn County Office of Education
Golden Plains Unified
Hamilton Union Elementary
Hamilton Union High
Happy Valley Union Elementary
Hart-Ransom Union Elementary
Hayward Unified
Healdsburg Unified
Imperial Unified
Irvine Unified
Jamestown Elementary
Janesville Union
John Swett Unified
Johnstonville Elementary
Kerman Unified
Kings River Union Elementary
Kingsburg Joint Union High
Lassen High
Le Grand Union High
Los Banos Unified
Mariposa County Unified
Mark West Union
Martinez Unified
Moraga Elementary
Morgan Hill Unified
Mountain View Whisman
Napa Valley Unified
Norwalk-La Mirada Unified
North Monterey County Unified
Oakdale Unified
Oakdale Joint Unified
Orcutt Union Elementary

Orland Joint Unified
Pacheco Union Elementary
Patterson Unified
Pierce Unified
Plumas Unified
Redondo Beach Unified
Richmond Elementary
Rincon Valley Union Elementary
Riverbank Unified
Robla Elementary
Roseland Elementary
Ross Valley Elementary
Saddleback Valley Unified
Saint Helena Unified
San Carlos Elementary
San Ramon Valley Unified
West Contra Costa Unified
West Covina Unified
West Fresno Elementary
Western Placer Unified
Westmorland Union Elementary
Westwood Unified
Whisman Elementary
Whitmore Union Elementary
Williams Unified
Willits Unified
Willow Creek Elementary
Willow Grove Union Elementary
Willows Unified
Wilmar Union Elementary
Winton Elementary
Wiseburn Elementary
Woodland Joint Unified
Woodside Elementary
Wright Elementary
Yreka Union Elementary
Yreka Union High
Yuba City Unified

REDEVELOPMENT ANALYSIS

Alameda City Unified
Calaveras Unified
Ceres Unified

Delano Union Elementary
Franklin-McKinley Elementary
Long Beach Unified
Lucia Mar Unified
Oakland Unified
Riverbank Unified
Sacramento City Unified
Southwest
Santa Rosa Schools
Tehachapi Unified
Waterford Unified
West Contra Costa Unified
Winters Joint Unified

GUSTINE UNIFIED SCHOOL DISTRICT

Meeting of the Board of Trustees

MEETING DATE:

February 14, 2018

AGENDA ITEM TITLE: CSBA Delegate Assembly Election for 2018

AGENDA SECTION: Action

PRESENTED BY: Dr. Barr, Interim Superintendent

RECOMMENDED ACTION:

It is recommended that the Board of Trustees vote for one candidate.

SUMMARY:

The California School Boards Association is conducting the 2018 Election for Delegate Assembly. The board may vote for one candidate in the Merced County Subregion 8-D.

FISCAL IMPACT: None

BUDGET CATEGORY: None

REQUIRES BOARD ACTION

This completed **ORIGINAL** Ballot must be **SIGNED** by the Superintendent or Board Clerk and returned in the enclosed envelope postmarked by the U.S. post office no later than **THURSDAY, MARCH 15, 2018**. Only ONE Ballot per Board. Be sure to mark your vote "X" in the box.

A PARTIAL, UNSIGNED, PHOTOCOPIED, OR LATE BALLOT WILL NOT BE VALID.

**OFFICIAL 2018 DELEGATE ASSEMBLY BALLOT
SUBREGION 8-D
(Merced County)**

Number of vacancies: 1 (Vote for no more than 1 candidate)

Delegates will serve two-year terms beginning April 1, 2018 – March 31, 2020

**denotes incumbent*

☐

John Medearis (Merced Union HSD)

Provision for Write-in Candidate Name

School District

Signature of Superintendent or Board Clerk

Title

School District

Date of Board Action

See reverse side for a current list of all Delegates in your Region.



2018 Delegate Assembly Candidate Biographical Sketch Form

DUE: Sunday, January 7, 2018

Mail to: CSBA | Attn: Executive Office | 3251 Beacon Blvd., West Sacramento, CA 95691 | fax: (916) 371-3407 | or email: nominations@csba.org.

Please complete, sign and date this required one-page candidate biographical sketch form. An optional, one-page, single-sided, résumé may also be submitted; both will be copied exactly as received. Please do not state "see résumé" and please do not re-type this form. Any additional page(s) exceeding this one-page candidate form will **not** be accepted. It is the candidate's responsibility to confirm that all nomination materials have been received by the CSBA Executive Office. Late submissions will not be accepted. If you have any questions, please contact the Executive Office at (800) 266-3382.

Your signature indicates your consent to have your name placed on the ballot and to serve as a Delegate, if elected.

Signature: _____

Date: 12/31/2017

Name: <u>John Medearis</u>	CSBA Region-subregion #: <u>8-D</u>
District or COE: <u>Merced Union High School District</u>	Years on board: <u>1</u>
Profession: <u>I.T. Business Analyst</u>	Contact Number: (please v <input type="checkbox"/> Cell <input type="checkbox"/> Home <input type="checkbox"/> Bus.) <u>209.580.4338</u>
*Primary E-mail: <u>jmedearis@muhsd.org</u>	
(*Communications from CSBA will be sent to primary email)	
Are you a continuing Delegate? <input type="checkbox"/> Yes <input type="checkbox"/> No If yes, how long have you served as a Delegate? _____	

Why are you interested in becoming a Delegate? Please describe the skills and experiences you would bring to the Delegate Assembly.
To participate and do as much as I can in my role as a board trustee. I have over 30 years of leadership, management, and I.T. experience. I also served as a founding member of the Irvine Music Coalition, a parent based organization whose mission was to ensure music continued to be available and funded. I also served on the Irvine Public Schools Foundation Board, an organization that works to fund education and other student focused learning programs.

Please describe your activities and involvement on your local board, community, and/or CSBA.

In addition to attending all board meetings, I have attended WASC sessions for some of our sites, various fund raising events, union sponsored social events, numerous site visits at all of our campuses, and completed the CSBA MIG training.

What do you see as the biggest challenge facing governing boards and how can CSBA help address it?

I think the courses offered by CSBA for new board members and MIG do a great job for board trustees. There are times where I would like to ask questions of other board members of other districts. Is there a forum through CSBA for posting questions? If not, I think something along those lines would be very beneficial for new and experienced board trustees.

GUSTINE UNIFIED SCHOOL DISTRICT**Meeting of the Board of Trustees****MEETING DATE:**

February 14, 2018

AGENDA ITEM TITLE: Board Policy Updates December 2016 (First Reading)**AGENDA SECTION:** Action**PRESENTED BY:** Dr. William Barr, Interim Superintendent**RECOMMENDATIONS:**

It is recommended that the Board of Education waive the reading of the Board Policy Updates December 2016.

SUMMARY:

The attached CSBA Manual Maintenance Service Checklists listing the policies which need to be updated as of December 2016. Once approved by the Board, CSBA will return a paper for inclusion in the hard-copy manual and will post the updates on GAMUT Online, available from the District's website.

FISCAL IMPACT: None**BUDGET CATEGORY:** None

CSBA MANUAL MAINTENANCE SERVICE CHECKLIST – December 2016

District Name: Gustine Unified

Contact Name: Sara Gomez Phone: 209-854-3784 Email: sgomez@gustineusd.org

POLICY	TITLE	OPTIONS/BLANKS	ADOPT DATE
AR 1340	Access to District Records	Fill in Blanks Add optional paragraph to post public records online	
BP 3311	Bids		
AR 3311	Bids		
BP 3311.1	Uniform Public Construction Cost Accounting Procedures		
AR 3311.1	Uniform Public Construction Cost Accounting Procedures	NEW POLICY	
AR 3311.2	Lease-Leaseback Contracts	NEW POLICY	
AR 3311.3	Design-Build Contracts	NEW POLICY	
AR 3311.4	Procurement of Technological Equipment	NEW POLICY	
AR 3543	Transportation Safety and Emergencies		
BP 4030	Nondiscrimination in Employment		
AR 4030	Nondiscrimination in Employment	Fill in Blanks Superintendent 1500 Meredith Ave. Gustine, CA 95322	
BP 4119.11/ 4219.11/4319.11	Sexual Harassment		
AR 4119.11/ 4219.11/4319.11	Sexual Harassment		
BP 5030	Student Wellness	Fill in Blanks CBO 209-854-3784	
AR 5111.1	District Residency		
BP 5116.2	Involuntary Student Transfers	NEW POLICY	
BP 5141.21	Administering Medication and Monitoring Health Conditions		
AR 5141.21	Administering Medication and Monitoring Health Conditions		

CSBA MANUAL MAINTENANCE SERVICE CHECKLIST – December 2016

District Name: Gustine Unified

BP 6146.1	High School Graduation Requirements	Fill in Blanks <u>None</u>	
BP 6154	Homework/Makeup Work		
AR 6154	Homework/Makeup Work	Delete AR <input checked="" type="checkbox"/> Yes <input type="checkbox"/> No	
BP 6164.6	Identification and Education Under Section 504		
AR 6164.6	Identification and Education Under Section 504	Fill in Blanks <u>Director of Student Services</u> <u>501 North Ave Gustine, CA</u> <u>209-854-6414</u>	
AR 6173.3	Education for Juvenile Court School Students	NEW POLICY	
BB 9240	Board Training		
BB 9323	Meeting Conduct		

POLICY GUIDE SHEET

December 2016

Page 1 of 3

Note: Descriptions below identify revisions made in CSBA's sample board policies, administrative regulations, board bylaws, and/or exhibits. Editorial changes have also been made. Districts should review the sample materials and modify their own policies accordingly.

AR 1340 - Access to District Records

(AR revised)

Regulation updated to reflect **NEW LAW** (AB 2843, 2016) which prohibits disclosure of employees' personal cell phone numbers and birth dates, and **NEW LAW** (AB 2853, 2016) which authorizes the district, in response to a public records request, to post public records on its web site and refer the requesting member of the public to the location of the records on the web site. Regulation also revised to clarify access to documents containing names, salaries, and pension benefits of district employees and to records pertaining to claims and litigation against the district.

BP/AR 3311 - Bids

(BP/AR revised)

Policy and regulation updated to move some material into new BP/AR 3311.1 - Uniform Public Construction Cost Accounting Procedures, AR 3311.2 - Lease-Leaseback Contracts, AR 3311.3 - Design-Build Contracts, and AR 3311.4 - Procurement of Technological Equipment. Regulation also revises section on "Award of Contract" to expand the exceptions to awarding contracts based on lowest responsible bidder to include lease-leaseback contracts, which are based on "best value" as defined.

BP/AR 3311.1 - Uniform Public Construction Cost Accounting Procedures

(BP/AR added)

New policy and regulation include material formerly in BP/AR 3311 - Bids pertaining to requirements of the Uniform Public Construction Cost Accounting Act (UPCCAA). Policy also adds prohibition against splitting a project or purchase into smaller work orders in order to evade requirements for competitive bidding, and legal authority to suspend the UPCCAA bidding process for the replacement or repair of a school facility in cases of emergency. Regulation also clarifies the requirement to disseminate the bid notice to the district's list of contractors.

AR 3311.2 - Lease-Leaseback Contracts

(AR added)

New regulation includes material formerly in BP/AR 3311 - Bids pertaining to requirements for awarding lease-leaseback contracts. Material significantly revised to reflect **NEW LAW** (AB 2316, 2016) which no longer permits the selection of a lease-leaseback contractor without advertising, and instead requires districts to use a comprehensive "best value" selection process.

AR 3311.3 - Design-Build Contracts

(AR added)

New regulation includes material formerly in BP/AR 3311 - Bids pertaining to requirements for awarding design-build contracts. Minor editorial changes made to clarify the process and more directly reflect law.

AR 3311.4 - Procurement of Technological Equipment

(AR added)

New regulation includes material formerly in BP/AR 3311 - Bids pertaining to requirements for the "competitive negotiation" process authorized for procurement of computers, software, telecommunications equipment, microwave equipment, or other related electronic equipment and apparatus.

POLICY GUIDE SHEET

December 2016

Page 2 of 3

AR 3543 - Transportation Safety and Emergencies

(AR revised)

Regulation updated to reflect **NEW LAW** (SB 1072, 2016) which (1) expands the required components of the transportation safety plan to include procedures to ensure that a student is not left unattended on the bus and procedures for designating an adult chaperone to accompany students on a student activity bus, and (2) requires installation of a child safety alert system on school buses by the beginning of the 2018-19 school year. Regulation also reflects **NEW LAW** (AB 1785, 2016) which prohibits a bus driver from using any electronic wireless communications device while driving, except when the device is voice-operated and used in hands-free mode or with a function that requires only a single swipe or tap of the driver's finger.

BP/AR 4030 - Nondiscrimination in Employment

(BP/AR revised)

Policy and regulation updated to reflect **NEW STATE REGULATIONS** (Register 2015, No. 50), as renumbered, which specify certain requirements to be included in district policy or regulation and extend protections against discrimination to unpaid interns and volunteers. Policy also adds requirement to post the California Department of Fair Employment and Housing publication on workplace discrimination and harassment, and reflects **NEW LAW** (SB 1063, 2016) which prohibits the payment of different wage rates based on race or ethnicity and prohibits the use of prior salary history by itself to justify any disparity in compensation. Regulation reflects provisions of new state regulations regarding training of supervisors and dissemination of the district's nondiscrimination policy to all employees.

BP/AR 4119.11/4219.11/4319.11 - Sexual Harassment

(BP/AR revised)

Policy and regulation updated to reflect **NEW STATE REGULATIONS** (Register 2015, No. 50), as renumbered, which extend protections against sexual harassment to unpaid interns and volunteers, require districts to instruct supervisors to report complaints, and revise requirements pertaining to the training of supervisory employees.

BP 5030 - Student Wellness

(BP revised)

Policy updated to reflect **NEW FEDERAL REGULATIONS** (81 Fed. Reg. 50151) which address the content of the wellness policy, assurance of stakeholder participation in the development and updates of the policy, and periodic assessment and disclosure of compliance. Policy also reflects **NEW STATE LAW** (SB 1169, 2016) which no longer requires posting of district policy on nutrition and physical activity within cafeterias/eating areas, but does require annually informing the public of the content and implementation of the policy.

AR 5111.1 - District Residency

(AR revised)

Policy updated to reflect **NEW LAW** (SB 1455, 2016) which establishes residency within the district for enrollment purposes to students whose parent/guardian is transferred or pending transfer into a military installation within district boundaries. Policy also reflects **NEW LAW** (AB 2537, 2016) which indefinitely extends district authority to grant Allen Bill transfers for students whose parent/guardian is employed within district boundaries for a minimum of 10 hours during the school week.

BP 5116.2 - Involuntary Student Transfers

(BP added)

New policy reflects **NEW LAW** (SB 1343, 2016) which authorizes districts to involuntarily transfer a student who has been convicted of a specified violent felony or a misdemeanor associated with possession of a firearm, whenever the student is enrolled at the same school as the victim of the crime for which he/she was convicted. In order to exercise this authority, the district is mandated to adopt policy with specified components and provide notice of the policy to parents/guardians as part of the annual parental notification.

POLICY GUIDE SHEET

December 2016

Page 3 of 3

BP/AR 5141.21 - Administering Medication and Monitoring Health Conditions

(BP/AR revised)

Policy and regulation updated to delete requirements related to the administration of medication in cases of epileptic seizures, as Education Code 49414.7 repeals by its own terms on January 1, 2017, and to clarify that districts may continue to administer such medication under the general authority in state law. Policy and regulation also reflect **NEW LAW** (AB 1748, 2016) which authorizes districts to stock and administer medication in cases of opioid overdose. Regulation also revises definition of epinephrine auto-injector pursuant to **NEW LAW** (AB 1386, 2016).

BP 6146.1 - High School Graduation Requirements

(BP revised)

Policy updated to reflect **NEW LAW** (AB 2306, 2016) which generally exempts from district-established graduation requirements any student who transfers into a district school from a juvenile court school after the second year of high school, unless it is determined that the student is reasonably able to complete the requirements in time to graduate by the end of his/her fourth year of high school.

BP/AR 6154 - Homework/Makeup Work

(BP revised; AR deleted)

Policy updated for consistency with BP 5121 - Grades/Evaluation of Student Achievement and research on effective grading practices, as summarized in recent CSBA governance brief, including optional language providing for full credit to be given for makeup work satisfactorily completed within a reasonable time, regardless of whether the absence is due to an excused or unexcused absence. Policy also addresses guidelines for the assignment of homework, communication of homework expectations to students and parents/guardians, and resources to assist students in completing homework and developing good study habits. Regulation deleted and key concepts moved to BP.

BP/AR 6164.6 - Identification and Education Under Section 504

(BP/AR revised)

Policy updated to add requirement to address the needs of students with disabilities in the district's local control and accountability plan. Regulation updated to reflect **NEW FEDERAL REGULATIONS** (81 Fed. Reg. 53203) which primarily revise definitions used in the Americans with Disabilities Act.

AR 6173.3 - Education for Juvenile Court School Students

(AR added)

New regulation reflects educational rights of former juvenile court school students who transition into a district school, pursuant to **NEW LAW** (AB 2306, 2016). These include rights related to the immediate enrollment of such students, the immediate transfer of educational records, the transfer of coursework and credits, and exemption from district-established graduation requirements under certain conditions.

BB 9240 - Board Training

(BB revised)

Bylaw retitled and updated to address the purposes and importance of board training, recommended topics of training for new and first-term board members, and the district's process for selecting board training activities. The bylaw also reinforces the prohibition against a majority of the board members discussing district business of a specific nature while attending a conference or similar public gathering.

BB 9323 - Meeting Conduct

(BB revised)

Bylaw updated to reflect **NEW LAW** (AB 1787, 2016) which requires the board to provide a member of the public who uses a translator at least twice the allotted time to address the board during board meetings, unless simultaneous translation equipment is used. Bylaw also clarifies that the board may refer a member of the public to an appropriate complaint procedure, but cannot prohibit criticism of district employees, programs, or policies during a board meeting.

GUSTINE UNIFIED SCHOOL DISTRICT

Meeting of the Board of Trustees

MEETING DATE:

February 14, 2017

AGENDA ITEM TITLE: Project Management Services Contract

AGENDA SECTION: Action

PRESENTED BY: Dr. William Barr

RECOMMENDATIONS:

It is recommended that the Board of Education approve the Project Management Services Contract.

SUMMARY:

The Board has demonstrated an interest in retaining Project Management Services to oversee future projects utilizing Measure P Bond, Facility and State Funds.

FISCAL IMPACT: Task 1: Not to Exceed \$165,875.00

BUDGET CATEGORY: Bond Fund



DERIVI
CASTELLANOS
ARCHITECTS

Silicon Valley
95 S Market St, Suite 480
San Jose, CA 95113

Central Valley
924 N Yosemite St
Stockton, CA 95203

www.dcaaia.com

February 6, 2018

Dr. William Barr
Superintendent
GUSTINE UNIFIED SCHOOL DISTRICT
1500 Meredith Avenue
Gustine, CA 95322

Re: MASTER PROPOSAL FOR ONGOING PROJECT MANAGEMENT SERVICES
Measure P Bond Program & Other Projects

Dr. Barr:

Thank you for inviting Derivi Castellanos Architects (DCA) to provide a Proposal for Project Management Services related to your Measure P Bond Program.

BACKGROUND

In order to address concerns regarding past performance on Measure P projects, and to capitalize on time-sensitive and significant state funding opportunities, the District wishes to enlist DCA to provide ongoing project management services. In the capacity of District Representative, DCA's services will include regular project team meetings; updates to District Administration and Board; engagement with stakeholder groups, Facilities Advisory Committee, Citizen's Bond Oversight Committee and others; routine duties such as program and project budgets, schedules, scope reviews, agency approvals, procurement process oversight, construction oversight, project close-out and certification and support of state funding efforts. Ultimately, the goal of the proposed services is to help the District execute priority projects efficiently, capture available State Funding, while enhancing its relationship with the Gustine community and District stakeholder groups.

SCOPE OF SERVICES TO BE PROVIDED BY DCA

- Facilitate regular meetings with project teams (weekly or bi-weekly)
- Routine project management duties, such as: project budgets, schedules, scope reviews, agency approvals, procurement process oversight, construction oversight, project close-out and certification, support of state funding efforts
- Develop and provide regular project scope, budget and schedule updates to District Administration and/or Board
- Facilitate engagement with stakeholder groups, Facilities Advisory Committee, Citizen's Bond Oversight Committee and others
- DCA will submit a proposed Scope of Work and Fee for each Task as requested by the District

TIMELINE

DCA will submit a proposed Timeline for each Task as requested by the District.

FEE AND COMPENSATION SCHEDULE

DCA will submit a proposed Fee and Compensation Schedule for each Task as requested by the District.

District will be billed monthly. Invoiced amounts are payable and due within thirty (30) days from receipt of invoice. DCA Hourly Rate Schedule is attached.

EXCLUSIONS & CLARIFICATIONS

1. Architectural, Engineering, Design Services
2. Construction Management Services
3. Coordination/approvals by local jurisdictions (Public Works, Parking/Traffic, Fire – typically part of Architect's scope of work)
4. Coordination with local utilities (typically part of Architect's scope of work)
5. Detailed cost estimates (to be prepared by Architect or Contractor)
6. Services typically provided by specialty consultants (Geotech, Hazmat, IOR, Testing Lab, Technology, Environmental/CEQA, Funding, CHPS, Commissioning)
7. Coordination of District's Furniture and Technology systems
8. Any guarantees of project schedules or budgets
9. Performance of District consultants, contractors or vendors
10. Responsibility for existing site conditions, deficiencies, violations, hazardous materials, contamination, uncertified projects that may exist on the site
11. DCA will not work with hazardous or contaminated materials
12. Any additional services requested by District and not specifically included in Task Proposals will incur additional costs at T&M Rates

TERMINATION OF AGREEMENT

This agreement may be terminated by either party upon not less than twenty-one days' written notice should the other party fail substantially to perform in accordance with the terms of this Agreement through no fault of the party initiating the termination.

THIS PROPOSAL IS RESPECTFULLY SUBMITTED

DERIVI CASTELLANOS ARCHITECTS

A handwritten signature in black ink, consisting of a series of loops and a long horizontal stroke extending to the right.

Juan G. Barroso
Managing Partner

THIS PROPOSAL IS ACCEPTED AS PRESENTED

GUSTINE UNIFIED SCHOOL DISTRICT

Signature of Authorized Representative

Printed Name and Title

Date

HOURLY RATE SCHEDULE
Effective January 1, 2018

The following rate schedule shall be used as a basis for establishing "time and materials" compensation:

Managing Partner	\$220.00
------------------	----------

PROJECT MANAGEMENT/CONSULTING SERVICES:

Sr. Project Manager	\$190.00
Director of Engineering	\$190.00
Project Manager	\$165.00
Cost Estimator	\$165.00
Sr. Project Coordinator	\$135.00
Project Coordinator	\$120.00
Intern	\$80.00
Clerical Assistant	\$65.00
Consultants	actual cost +10%

Reimbursable costs shall be billed at actual cost plus 10% and include reproduction, office consumables, mileage, shipping, telephone, software services, meeting costs, travel time, lodging, other miscellaneous services and expenses required to accomplish the work. Mileage will be reimbursed at the IRS standard mileage rate. These expenses shall not be considered a part of the overall maximum fee. All invoices are due and payable within 30 days of invoice date. All invoices for which payment is not received within 45 days will be assessed a 1.5% per month late charge (18% Annual Percentage Rate). This schedule is subject to adjustment every January 1st.



February 6, 2018

Dr. Bill Barr
Superintendent
GUSTINE UNIFIED SCHOOL DISTRICT
1500 Meredith Avenue
Gustine, CA 95322

Re: **PROPOSAL FOR PROJECT MANAGEMENT TASK**
TASK #1 – Facilitation of 2018 Priority Projects

Dr. Barr:

Please accept this Proposal for Project Management Services, Task #1 – Facilitation of 2018 Priority Projects.

TASK SCOPE OF WORK

- Assist District with prioritization of 2018 projects
- Assist District with evaluation of Financial Hardship strategy
- Facilitate regular meetings with project team (architect, funding advisor, others)
- In capacity of District Representative, provide direction to project team
- Provide regular reports to District Administration and/or School Board
- Support District's state funding strategies
- Review project scopes, budgets, timelines, feasibility, implementation of priority projects
- Facilitate engagement with stakeholder groups, Facilities Advisory Committee, Citizen's Bond Oversight Committee and others
- Any other services as requested by District

TASK TIMELINE

The timeline for Task 1 is expected to be February 2018 through February 2019.

TASK FEE AND COMPENSATION SCHEDULE

The proposed fee for Task 1 is a time-and-materials budget, with a not to exceed cap of \$165,875.


Please refer to attached Fee Estimate Worksheet.

CONTRACT TERMS

Services under this proposal will be performed under the terms of the "Master Proposal for Ongoing Project Management Services – Measure P Bond Program & Other Projects," dated February 6, 2018.

THIS PROPOSAL IS RESPECTFULLY SUBMITTED

DERIVI CASTELLANOS ARCHITECTS



Juan G. Barroso
Managing Partner

THIS PROPOSAL IS ACCEPTED AS PRESENTED

GUSTINE UNIFIED SCHOOL DISTRICT

Signature of Authorized Representative

Printed Name and Title

Date

FEE ESTIMATE WORKSHEET

Fee Estimate by:	Juan Barroso
Fee Estimate Date:	2/6/18
Revision No.:	0
DCA Proposal No.:	P17.100
Constr. Budget:	

Phase/Task	Managing Partner	Director Engineering	Senior Proj Mgr	Proj Mgr	Cost Estimator	Senior Proj Coord	Proj Coord	Clerical	DCA Staff Hours	Cost	Consultant Fees	Direct Expenses	Total Cost
Hourly Rate (\$/hr):	\$220	\$190	\$190	\$165	\$165	\$135	\$120	\$65					
Task 1 - PM Services													
52 weeks													
Prioritization of 2018 projects	4.0	16.0							20.0	\$ 3,920		\$ 200	\$ 4,120
Evaluation of financial hardship strategy	4.0	16.0							20.0	\$ 3,920		\$ 200	\$ 4,120
Project team meetings (GoToMeetings)	26.0	52.0						13.0	91.0	\$ 16,445		\$ 1,300	\$ 17,745
Routine proj mgmt duties	26.0	208.0						26.0	260.0	\$ 46,930		\$ 2,600	\$ 49,530
Updates to District Admin and/or Board	26.0	52.0						13.0	91.0	\$ 16,445		\$ 520	\$ 16,965
Support state funding strategy	8.0	26.0							34.0	\$ 6,700		\$ 200	\$ 6,900
Engagement w advisory committee, CBOC, stakeholder groups	26.0	208.0						26.0	260.0	\$ 46,930		\$ 2,600	\$ 49,530
Allowance for other tasks	26.0	52.0						13.0	-	\$ -			\$ -
									91.0	\$ 16,445		\$ 520	\$ 16,965
									-	\$ -			\$ -
									-	\$ -			\$ -
									-	\$ -			\$ -
ENGINEERS & CONSULTANTS:									-	\$ -			\$ -
None this phase									-	\$ -			\$ -
Subtotal - Hours:	146.0	630.0	-	-	-	-	-	91.0	867.0				
Subtotals - Cost:	\$ 32,120	\$ 119,700	\$ -	\$ -	\$ -	\$ -	\$ -	\$ 5,915	\$ 157,735	\$ -	\$ -	\$ 8,140	\$ 165,875

GUSTINE UNIFIED SCHOOL DISTRICT**Meeting of the Board of Trustees****MEETING DATE:**

February 14, 2017

AGENDA ITEM TITLE: Psychologist Independent Contractor Agreement**AGENDA SECTION:** Action**PRESENTED BY:** Dr. William Barr**RECOMMENDATIONS:**

It is recommended that the Board of Education approve the Psychologist Independent Contractor Agreement.

SUMMARY:

To comply with the requirements of State Law and Special Education Regulations.

FISCAL IMPACT: Estimated \$35,000.00 - \$60,000.00**BUDGET CATEGORY:** General Fund

**Gustine Unified School District
Agreement for Independent Contractor**

This Agreement made effective the 31st day of January 2018, by and between GUSTINE UNIFIED SCHOOL DISTRICT ("District") and Zenon Castillo ("Contractor") having a principal place of business at 3525 W. Benjamin Holt Dr, Stockton, CA 95213-1056. Contractor's Social Security or Taxpayer ID number is 567-47-9788.

It is mutually agreed between the parties as follows:

1. SCOPE OF WORK

Contractor will perform the following services for District ("Services"):

The Contractor shall provide psychological services within the District during the regular school year.

2. COMPENSATION AND PAYMENTS

A. District shall pay Consultant for services rendered pursuant to this Agreement a fixed fee for psychological assessments as follows: \$3,000-\$3,500 for each triennial assessment and \$3,500 - \$4,000 for each initial assessment plus mileage from Consultant's place of business to the District Office. Mileage will be paid according to the IRS rate. Total compensation under this Agreement shall not exceed \$60,000 for the remainder of the school year.

Contractor shall bill District for services rendered on a monthly basis in the manner and form prescribed by the District. Payment shall be made no later than thirty (30) days after receipt and approval of the invoice.

B. Contractor shall be responsible for all costs and expenses incident to the performance of Services, including but not limited to, all costs of equipment provided by Contractor, all fees, fines, licenses, bonds or taxes required of or imposed against Contractor and all other Contractor's costs of doing business.

3. INSTRUMENTALITIES

Contractor shall supply all equipment, tools, materials and supplies to accomplish the Services to be performed.

4. NO UNLAWFUL DISCRIMINATION

Neither the District nor the Contractor shall discriminate against any person because of race, religion, color, national origin, ancestry, physical or mental disability, medical condition, marital status, age, sex, or sexual orientation. This prohibition against unlawful discrimination extends to any person who is perceived to have any of the above characteristics or who is associated with someone who has, or who is perceived to have, any of those characteristics.

5. CONFIDENTIALITY

Contractor shall comply with all laws, regulations, and professional standards pertaining to the confidentiality of District employment and student records and information which

Contractor may have access to in the course of performing Services for District.

6. NOTICES

Any notices herein provided to be given by either party shall be deemed to have been fully given when made in writing and served either personally or seventy-two (72) hours after the deposit thereof in the United States mail, postage prepaid and addressed as follows:

To District:
Gustine Unified School District
Attn: William Barr, Interim Superintendent
1500 Meredith Avenue
Gustine, CA 95322
Telephone: (209) 854-3784
Fax: (209) 854-9164

To Contractor:
Zenon Castillo
PO Box 31056
Stockton, CA 95213-1056
Contact Person: Zenon Castillo
Telephone: 209-278-6442

The address to which the notices are to be sent may be changed by either party advising the other in writing of such change.

7. TERM AND TERMINATION

The term of this Agreement shall be for a period commencing on January 30, 2018 and ending on June 30, 2018.

It is specifically agreed by each party that this Agreement may be terminated by either party without cause or legal excuse provided that such party desiring termination gives thirty (30) days written notice to the other of said party's decision to terminate.

This Agreement shall terminate automatically on the occurrence of any of the following events:

1. Bankruptcy or insolvency of either party;
2. Cessation of program by District;
3. Cessation of operations by either party.

Should Contractor default in the performance of this Agreement or materially breach any of its provisions, District, at District's option, may terminate this Agreement by giving written notification to Contractor.

Should District fail to pay Contractor all or any part of the compensation payable under this Agreement, Contractor, at Contractor's option, may terminate this Agreement if the failure is not remedied by District within thirty (30) days from the date of District's receipt of notice that compensation has not been paid.

8. ENTIRE AGREEMENT AND MODIFICATION

Notwithstanding any of the provisions of this Agreement, this writing contains the entire agreement between the parties hereto, and there are no other agreements or understandings written or oral. This Agreement may not be changed or modified except in writing and signed by the parties hereto.

9. FINGERPRINT CLEARANCE

(District shall select paragraphs A or B below. To make the determination of whether there will be limited contact, District will consider the totality of the circumstances, including factors such as the length of time the contractors will be on school grounds, whether pupils will be in proximity with the site where the contractors will be working, and whether the contractors will be working by themselves or with others.)

A. Contractor will have limited contact with District's pupils younger than 18 years of age. No fingerprinting will be required.

B. X Contractor will have more than limited contact with District's pupils younger than 18 years of age. Contractor shall obtain fingerprinting clearance for its employees who will have more than limited contact with District's pupils younger than 18 years of age prior to beginning work under this Agreement.

Contractor shall submit fingerprints for clearance, as required by District on the Fingerprinting Certification attached hereto as Exhibit "A," to determine that individuals working pursuant to this Agreement have not been convicted of a serious or violent felony and have no criminal charges pending for a serious or violent felony, as defined in Education Code section 45122.1.

Contractor shall complete the Fingerprinting Certification attached hereto as Exhibit "A" prior to providing Services. Contractor shall complete and provide to District an additional Fingerprinting Certification for each additional employee whom Contractor may later assign to provide Services under this Agreement prior to allowing such employee to provide the Services.

10. WORK PRODUCT

District shall become the owner of and entitled to exclusive possession of all records and documents of any kind produced by Contractor within the scope of Services performed pursuant to this Agreement. No other uses thereof will be permitted except by permission of District.

11. COPIES OF AGREEMENT

This Agreement is executed in counterparts, each of which shall be deemed a duplicate original.

12. INDEPENDENT CONTRACTOR STATUS

This Agreement is by and between independent contractors and is not intended to and shall not be construed to create the relationship of agent, servant, employee, partnership, joint venture or association. Contractor will determine the method, details and means of performing the Services and District shall have no right to, and shall not, control the

manner or determine the method of accomplishing Contractor's services.

13. EXCLUSION OF BENEFITS

Contractor understands and agrees that Contractor and all of Contractor's employees shall not be considered officers, employees, or agents of the District, and are not entitled to benefits of any kind or nature normally provided to employees of the District, including but not limited to, State Unemployment Compensation Insurance or Workers' Compensation. Contractor shall assume full responsibility for payment of all federal, state and local taxes or contributions, including unemployment insurance, social security and income taxes with respect to Contractor's employees.

14. INDEMNIFICATION

Contractor shall defend, save harmless and indemnify the District and its officers, agents and employees from all liabilities and claims for damages for death, sickness or injury to persons or property, including without limitation, all consequential damages and attorneys fees, from any cause whatsoever arising from or connected with the operations or the services of the Contractor hereunder, whether or not there is concurrent passive negligence on the part of District, its officers, agents, or employees, except for liabilities arising from the sole negligence or willful misconduct of District. This indemnity shall not be limited by insurance requirements or by any other provision of this Agreement. Contractor shall complete the Fingerprinting Certification attached hereto as Exhibit "A" prior to providing Services. Contractor shall complete and provide to District an additional Fingerprinting Certification for each additional employee whom Contractor may later assign to provide Services under this Agreement prior to allowing such employee to provide the Services.

15. ASSIGNMENT

Contractor may not assign or transfer any interest in this Agreement without the prior written consent of District.

16. INVALID PROVISION

Should any provision of this Agreement for any reason be declared invalid, void, or unenforceable by a court of competent jurisdiction, the validity and binding effect of any remaining portions shall not be affected and the remaining portions of this Agreement shall remain in full force and effect as if this Agreement had been executed with said provision eliminated.

17. GOVERNING LAW

This Agreement and the rights and obligations hereunder shall be governed by and construed and interpreted in all respects in accordance with the laws of the State of California.

IN WITNESS THEREOF, the parties the day and year first above written have affixed their signatures hereto.

Gustine Unified School District

Contractor

By: _____
(Signature)

Print Name: William Barr, Ed.D.
Title: Interim Superintendent
Date: _____

By:  _____
(Signature)

Print Name: Zenon Castillo
Title: Contractor
Date: _____

GUSTINE UNIFIED SCHOOL DISTRICT**Meeting of the Board of Trustees****MEETING DATE:**

February 14, 2018

AGENDA ITEM TITLE: GES, RES, GMS, GHS, and PHS SARCs**AGENDA SECTION:** Action**PRESENTED BY:** Dr. William Barr, Interim Superintendent**RECOMMENDATIONS:**

It is recommended that the Board of Trustees approve GES, RES, GMS, GHS, and PHS SARC.

SUMMARY:

Per Board Policy 0510, The Board shall annually approve the SARC for all district schools and shall evaluate the data contained in the SARC as part of the Board's regular review of the effectiveness of the district's programs, personnel, and fiscal operations.

FISCAL IMPACT: None**BUDGET CATEGORY:** None

Gustine Elementary

California Department of Education School Accountability Report Card Reported Using Data from the 2016-17 School Year

By February 1 of each year, every school in California is required by state law to publish a School Accountability Report Card (SARC). The SARC contains information about the condition and performance of each California public school. Under the Local Control Funding Formula (LCFF) all local educational agencies (LEAs) are required to prepare a Local Control and Accountability Plan (LCAP), which describes how they intend to meet annual school-specific goals for all pupils, with specific activities to address state and local priorities. Additionally, data reported in an LCAP is to be consistent with data reported in the SARC.

- For more information about SARC requirements, see the California Department of Education (CDE) SARC Web page at <http://www.cde.ca.gov/ta/ac/sa/>.
- For more information about the LCFF or LCAP, see the CDE LCFF Web page at <http://www.cde.ca.gov/fq/aa/lc/>.
- For additional information about the school, parents/guardians and community members should contact the school principal or the district office.

DataQuest

DataQuest is an online data tool located on the [CDE DataQuest Web page](#) that contains additional information about this school and comparisons of the school to the district and the county. Specifically, DataQuest is a dynamic system that provides reports for accountability (e.g., test data, enrollment, high school graduates, dropouts, course enrollments, staffing, and data regarding English learners).

Internet Access

Internet access is available at public libraries and other locations that are publicly accessible (e.g., the California State Library). Access to the Internet at libraries and public locations is generally provided on a first-come, first-served basis. Other use restrictions may include the hours of operation, the length of time that a workstation may be used (depending on availability), the types of software programs available on a workstation, and the ability to print documents.



Lisa Filippini, Principal

Principal, Gustine Elementary

About Our School

Welcome to Gustine Elementary! It is my sincere honor to serve our community of learners (students, staff, and parents) as your principal. Our staff members interact as a team each week in order to develop and provide a strong educational foundation for the students based upon the Common Core Standards, student data, and individual needs of the children. It is not only our goal to assist each child to grow to their fullest academic potential, but to additionally instill the importance of integrity and service to the community.

It is my desire to keep the focus on increasing student achievement, social and emotional growth, and doing whatever it takes to help ALL our students be successful and enjoy coming to school each day. I believe that learning should be fun and that an elementary school should pave the way for a lifetime of learning. Thank you for choosing GES and allowing us to work with your child each day.

Together we will ensure that our students will..... Soar in mind, body, and spirit!

L. Filippini

Contact

Gustine Elementary
2806 West Grove Ave.
Gustine, CA 95322-1803

Phone: 209-854-6496
E-mail: filippini@gustineusd.org

About This School

Contact Information (School Year 2017-18)

District Contact Information (School Year 2017-18)		School Contact Information (School Year 2017-18)	
District Name	Gustine Unified	School Name	Gustine Elementary
Phone Number	(209) 854-3784	Street	2806 West Grove Ave.
Superintendent	William Barr, Interim	City, State, Zip	Gustine, Ca, 95322-1803
E-mail Address	wbarr@gustineusd.org	Phone Number	209-854-6496
Web Site	www.gustineusd.org	Principal	Lisa Filippini, Principal
		E-mail Address	lfilippini@gustineusd.org
		Web Site	www.gustineusd.org
		County-District-School (CDS) Code	24736196025720

Last updated: 1/12/2018

School Description and Mission Statement (School Year 2017-18)

Gustine Elementary School is located in the San Joaquin Valley, in Gustine, California. The school site opened in August 2001. Gustine Elementary houses Transitional Kindergarten through Grade 5. GES is on a traditional school calendar. The current enrollment stands at 557 students. Approximately 81% of the students are Hispanic, 50% are identified as English Learners. 77 % receive free or reduced lunches. There is one principal and an assistant principal. The office staff consists of a secretary/attendance clerk, and two home/school bilingual liaisons. The District employs a full-time nurse that serves all sites and a full-time health aide for each school site. There are 29 certificated teachers on staff; one academic coach and one intervention teacher. GES classified staff consists of two Community Liaisons, seven instructional aides, nine (four of which are also aides) lunch and yard duty supervisors, a crossing guard, library clerk, computer tech, two full time and one part time custodian.

School Vision and Mission

In partnership with families and the community, Gustine Elementary is committed to the task of educating students to be productive members of society. Core beliefs are:

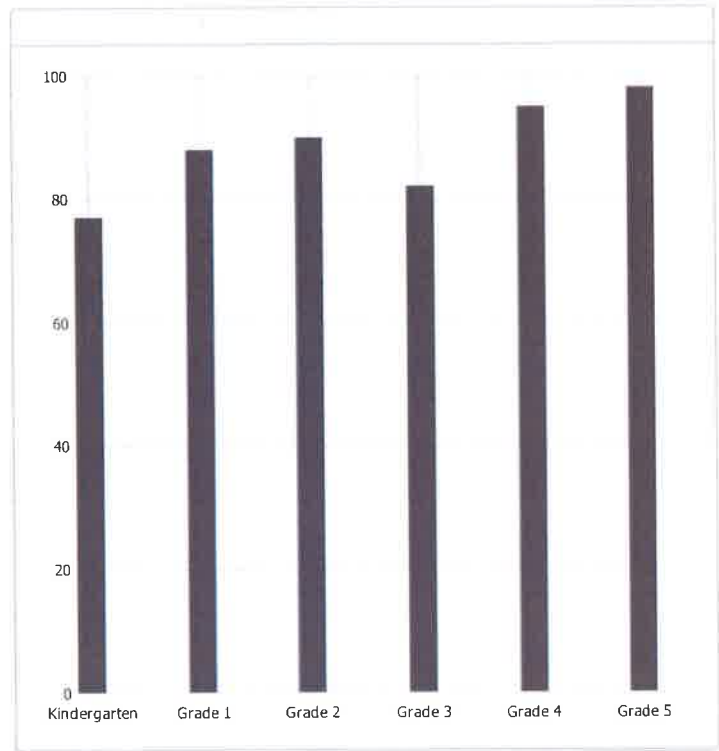
- High expectations yield high results.
- Every individual is unique and has worth.
- Learning is a life-long process.
- Everyone has the right to be safe and secure and free from discrimination.
- Encouragement, enthusiasm and motivation are essential for success.
- Honesty and integrity are important values.
- The partnerships of schools, -parents and community enrich society.
- Hard work and perseverance are the cornerstones of good character.
- Excellence in education is essential to our country's democracy.

Our mission statement is: The students at Gustine Elementary are our greatest asset. Their paths to success are unique. We believe that our students will experience success with the support and encouragement of parents, teachers and staff through positive social and educational experiences, respect for cultural diversity, a strong academic program, and a safe and secure learning environment. Our goal is to ensure that every student at GES is a critical thinker, a collaborative learner, as well as productive member of society. Gustine Elementary provides a safe, friendly, and encouraging environment in which students thrive academically, socially, and emotionally.

Last updated: 1/12/2018

Student Enrollment by Grade Level (School Year 2016-17)

Grade Level	Number of Students
Kindergarten	77
Grade 1	88
Grade 2	90
Grade 3	82
Grade 4	95
Grade 5	98
Total Enrollment	530



Last updated: 1/12/2018

Student Enrollment by Student Group (School Year 2016-17)

Student Group	Percent of Total Enrollment
Black or African American	0.4 %
American Indian or Alaska Native	0.7 %
Asian	0.0 %
Filipino	0.2 %
Hispanic or Latino	84.0 %
Native Hawaiian or Pacific Islander	0.0 %
White	13.4 %
Two or More Races	0.7 %
Other	0.6 %
Student Group (Other)	Percent of Total Enrollment
Socioeconomically Disadvantaged	84.1 %
English Learners	38.0 %
Students with Disabilities	10.0 %
Foster Youth	0.0 %

Last updated: 1/12/2018

A. Conditions of Learning

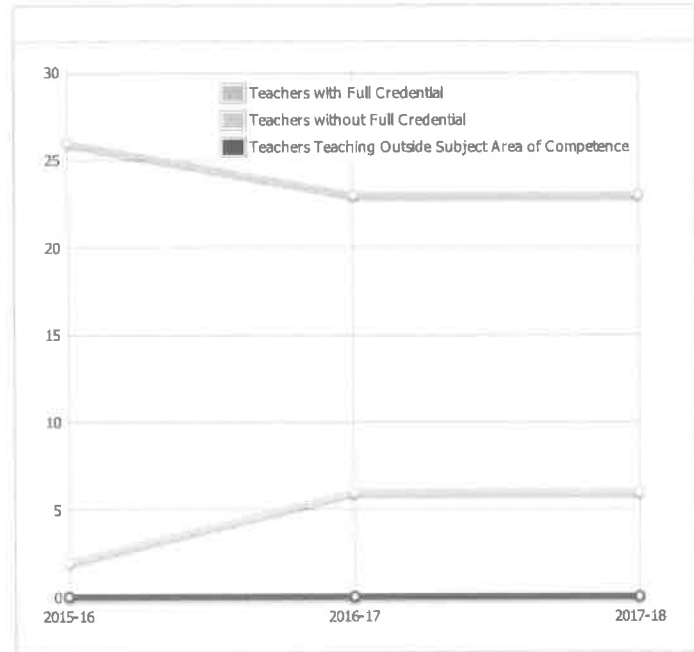
State Priority: Basic

The SARC provides the following information relevant to the State priority: Basic (Priority 1):

- Degree to which teachers are appropriately assigned and fully credentialed in the subject area and for the pupils they are teaching;
- Pupils have access to standards-aligned instructional materials; and
- School facilities are maintained in good repair

Teacher Credentials


Teachers	School			District
	2015-16	2016-17	2017-18	2017-18
With Full Credential	26	23	23	
Without Full Credential	2	6	6	
Teachers Teaching Outside Subject Area of Competence (with full credential)	0	0	0	



Last updated: 1/12/2018

Teacher Misassignments and Vacant Teacher Positions

Indicator	2015-16	2016-17	2017-18
Misassignments of Teachers of English Learners	0	0	0
Total Teacher Misassignments*	0	0	0
Vacant Teacher Positions	0	0	0



Note: "Misassignments" refers to the number of positions filled by teachers who lack legal authorization to teach that grade level, subject area, student group, etc.

* Total Teacher Misassignments includes the number of Misassignments of Teachers of English Learners.

Quality, Currency, Availability of Textbooks and Instructional Materials (School Year 2017-18)

Year and month in which the data were collected: August 2017

Subject	Textbooks and Instructional Materials/year of Adoption	From Most Recent Adoption?	Percent Students Lacking Own Assigned Copy
Reading/Language Arts	GES students in grades Tk-5 adopted Benchmark Advanced in 2016 as the ELA Common Core program; all students have materials available to them.	Yes	0.0 %
Mathematics	Eureka Math was adopted in 2015 and updated in 2016; all students have materials available to them.	Yes	0.0 %
Science	Houghton-Mifflin science curriculum, adopted 2007/2008, is still in use at GES; all students have materials available to them. GES is currently awaiting information regarding the NGSS adoption materials for a science adoption in the near future.	Yes	0.0 %
History-Social Science	MacMillan-McGraw-Hill Social Studies, adopted 2006/2007, is still in use at GES; all students have materials available to them.	Yes	0.0 %
Foreign Language	Not applicable		0.0 %
Health	Not applicable		0.0 %
Visual and Performing Arts	Not applicaable		0.0 %
Science Lab Eqpmnt (Grades 9-12)	N/A	N/A	0.0 %

Note: Cells with N/A values do not require data.

Last updated: 1/12/2018

School Facility Conditions and Planned Improvements

Gustine Elementary School opened in 2001; there are six classroom buildings, a multipurpose room, an office/library building, and six portables. There are bathrooms in three of our kindergarten classrooms as well as bathrooms on each wing, and staff bathrooms in the office building for a total 28 toilets on campus. Our campus is fully fenced and gated. There are two large playgrounds with blacktop and grassy areas. There are four main play structures with well-padded rubber matting beneath. The grass areas are used for kickball, baseball, soccer, and flag football. The blacktop area has tether and basket ball courts, and various playground games are available for students to check-out. Trees are planted on the grass areas, and a sprinkler system is installed.

Gustine Elementary School received an overall rating of 96.16% during our school facility conditions evaluation. School rating for GES is good. The play ground area, specifically the soft fall area is in need of replacement; they have been repaired numerous times over the last sixteen years. Repairs continue to make the playground safe and acceptable in regards to students safety; however, discussion has occurred regarding the replacement/upgrade of the soft fall are at GES.

Last updated: 1/12/2018

School Facility Good Repair Status

Year and month of the most recent FIT report: August 2017

System Inspected	Rating	Repair Needed and Action Taken or Planned
Systems: Gas Leaks, Mechanical/HVAC, Sewer	Good	N/A
Interior: Interior Surfaces	Fair	A broken blind and a torn pin board were noted in one classroom; those items have been repaired. Exit sign not working in the cafeteria; it has been replaced.
Cleanliness: Overall Cleanliness, Pest/Vermín Infestation	Good	N/A
Electrical: Electrical	Good	N/A
Restrooms/Fountains: Restrooms, Sinks/Fountains	Good	Sink leaking in boys' bathroom; it has since been repaired.
Safety: Fire Safety, Hazardous Materials	Good	N/A
Structural: Structural Damage, Roofs	Good	N/A
External: Playground/School Grounds, Windows/Doors/Gates/Fences	Good	Fall material at both playground sets have many cracks and rips; they have been repaired. Plans to replace fall material is in the works.

Overall Facility Rate

Year and month of the most recent FIT report: August 2017

Overall Rating	Good
----------------	------

Last updated: 1/12/2018

B. Pupil Outcomes

State Priority: Pupil Achievement

The SARC provides the following information relevant to the State priority: Pupil Achievement (Priority 4):

- **Statewide assessments** (i.e., California Assessment of Student Performance and Progress [CAASPP] System, which includes the Smarter Balanced Summative Assessments for students in the general education population and the California Alternate Assessments [CAAs] for English language arts/literacy [ELA] and mathematics given in grades three through eight and grade eleven. Only eligible students may participate in the administration of the CAAs. CAAs items are aligned with alternate achievement standards, which are linked with the Common Core State Standards [CCSS] for students with the most significant cognitive disabilities); and
- The percentage of students who have successfully completed courses that satisfy the requirements for entrance to the University of California and the California State University, or career technical education sequences or programs of study.

CAASPP Test Results in ELA and Mathematics for All Students

Grades Three through Eight and Grade Eleven (School Year 2016-17)

Subject	Percentage of Students Meeting or Exceeding the State Standards					
	School		District		State	
	2015-16	2016-17	2015-16	2016-17	2015-16	2016-17
English Language Arts / Literacy (grades 3-8 and 11)	17%	26%	29%	31%	48%	48%
Mathematics (grades 3-8 and 11)	11%	18%	14%	17%	36%	37%

Note: Percentages are not calculated when the number of students tested is ten or less, either because the number of students in this category is too small for statistical accuracy or to protect student privacy.

Last updated: 1/12/2018

CAASPP Test Results in ELA by Student Group**Grades Three through Eight and Grade Eleven (School Year 2016-17)**

Student Group	Total Enrollment	Number Tested	Percent Tested	Percent Met or Exceeded
All Students	283	279	98.59%	26.26%
Male	143	140	97.90%	27.14%
Female	140	139	99.29%	25.36%
Black or African American	--	--	--	--
American Indian or Alaska Native	--	--	--	--
Asian	--	--	--	--
Filipino	--	--	--	--
Hispanic or Latino	241	237	98.34%	25.00%
Native Hawaiian or Pacific Islander	--	--	--	--
White	36	36	100.00%	33.33%
Two or More Races	--	--	--	--
Socioeconomically Disadvantaged	239	236	98.74%	24.26%
English Learners	165	163	98.79%	23.46%
Students with Disabilities	38	36	94.74%	25.00%
Students Receiving Migrant Education Services	--	--	--	--
Foster Youth	--	--	--	--

Note: ELA test results include the Smarter Balanced Summative Assessment and the CAA. The "Percent Met or Exceeded" is calculated by taking the total number of students who met or exceeded the standard on the Smarter Balanced Summative Assessment plus the total number of students who met the standard (i.e., achieved Level 3—Alternate) on the CAAs divided by the total number of students who participated in both assessments.

Note: Double dashes (--) appear in the table when the number of students is ten or less, either because the number of students in this category is too small for statistical accuracy or to protect student privacy.

Note: The number of students tested includes all students who participated in the test whether they received a score or not; however, the number of students tested is not the number that was used to calculate the achievement level percentages. The achievement level percentages are calculated using only students who received scores.

Last updated: 1/12/2018

CAASPP Test Results in Mathematics by Student Group**Grades Three through Eight and Grade Eleven (School Year 2016-17)**

Student Group	Total Enrollment	Number Tested	Percent Tested	Percent Met or Exceeded
All Students	282	279	98.94%	18.28%
Male	143	140	97.90%	18.57%
Female	139	139	100.00%	17.99%
Black or African American	--	--	--	--
American Indian or Alaska Native	--	--	--	--
Asian				
Filipino	--	--	--	--
Hispanic or Latino	240	238	99.17%	18.07%
Native Hawaiian or Pacific Islander				
White	36	36	100.00%	19.44%
Two or More Races	--	--	--	--
Socioeconomically Disadvantaged	238	236	99.16%	16.10%
English Learners	164	164	100.00%	18.29%
Students with Disabilities	37	35	94.59%	--
Students Receiving Migrant Education Services	--	--	--	--
Foster Youth	--	--	--	--

Note: Mathematics test results include the Smarter Balanced Summative Assessment and the CAA. The "Percent Met or Exceeded" is calculated by taking the total number of students who met or exceeded the standard on the Smarter Balanced Summative Assessment plus the total number of students who met the standard (i.e., achieved Level 3–Alternate) on the CAAs divided by the total number of students who participated in both assessments.

Note: Double dashes (--) appear in the table when the number of students is ten or less, either because the number of students in this category is too small for statistical accuracy or to protect student privacy.

Note: The number of students tested includes all students who participated in the test whether they received a score or not; however, the number of students tested is not the number that was used to calculate the achievement level percentages. The achievement level percentages are calculated using only students who received scores.

Last updated: 1/12/2018

CAASPP Test Results in Science for All Students**Grades Five, Eight and Ten**

Subject	Percentage of Students Scoring at Proficient or Advanced					
	School		District		State	
	2014-15	2015-16	2014-15	2015-16	2014-15	2015-16
Science (grades 5, 8, and 10)	40.0%	30.0%	54.0%	53.0%	56%	54%

Note: Science test results include California Standards Tests (CSTs), California Modified Assessment (CMA), and California Alternate Performance Assessment (CAPA) in grades five, eight, and ten.

Note: Scores are not shown when the number of students tested is ten or less, either because the number of students in this category is too small for statistical accuracy or to protect student privacy.

Note: The 2016-17 data are not available. The California Department of Education is developing a new science assessment based on the Next Generation Science Standards for California Public Schools (CA NGSS). The new California Science Test (CAST) was piloted in spring 2017. The CST and CMA for Science will no longer be administered.

Last updated: 1/12/2018

Career Technical Education Programs (School Year 2016-17)

N/A

Last updated: 1/12/2018

Career Technical Education Participation (School Year 2016-17)

Measure	CTE Program Participation
Number of Pupils Participating in CTE	0
Percent of Pupils Completing a CTE Program and Earning a High School Diploma	0.0%
Percent of CTE Courses Sequenced or Articulated Between the School and Institutions of Postsecondary Education	0.0%

Last updated: 1/12/2018

Courses for University of California (UC) and/or California State University (CSU) Admission

UC/CSU Course Measure	Percent
2016-17 Pupils Enrolled in Courses Required for UC/CSU Admission	0.0%
2015-16 Graduates Who Completed All Courses Required for UC/CSU Admission	0.0%

State Priority: Other Pupil Outcomes

The SARC provides the following information relevant to the State priority: Other Pupil Outcomes (Priority 8):

- Pupil outcomes in the subject area of physical education

California Physical Fitness Test Results (School Year 2016-17)

Grade Level	Percentage of Students Meeting Fitness Standards		
	Four of Six Fitness Standards	Five of Six Fitness Standards	Six of Six Fitness Standards
5	18.3%	25.8%	26.9%

Note: Percentages are not calculated when the number of students tested is ten or less, either because the number of students in this category is too small for statistical accuracy or to protect student privacy.

Last updated: 1/12/2018

C. Engagement

State Priority: Parental Involvement

The SARC provides the following information relevant to the State priority: Parental Involvement (Priority 3):

- Efforts the school district makes to seek parent input in making decisions for the school district and each schoolsite

Opportunities for Parental Involvement (School Year 2017-18)

There are many parent opportunities for involvement at Gustine Elementary. We have a very active Parent Teacher Club that meets monthly. This group provides assemblies, field trip support, incentives, and other activities that link schools and families.

Our English Learner Advisory Council (ELAC), and School Site Council (SSC) meet quarterly to review our programs, and make decisions on how categorical monies are allocated. These groups actively participate with administration and teachers to develop our school goals each year. Parents are encouraged to join us as classroom volunteers, yard duty help, or to accompany us on class field trips. School activities such as our Halloween Carnival, Turkey Trot , Jog-a-thon, Movie Night, and the GES Math Festival are annual events that invite the participation of all our students and their families.

State Priority: Pupil Engagement

Last updated: 1/12/2018

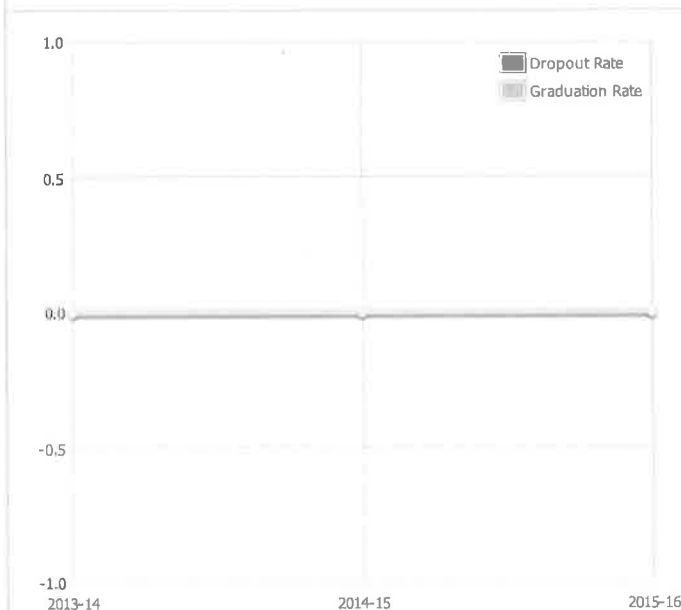
The SARC provides the following information relevant to the State priority: Pupil Engagement (Priority 5):

- High school dropout rates; and
- High school graduation rates

Dropout Rate and Graduation Rate (Four-Year Cohort Rate)

Indicator	School			District			State		
	2013-14	2014-15	2015-16	2013-14	2014-15	2015-16	2013-14	2014-15	2015-16
Dropout Rate	0.0%	0.0%	0.0%	0.0%	0.0%	0.0%	11.5%	10.7%	9.7%
Graduation Rate	0.0%	0.0%	0.0%	84.8%	97.0%	93.8%	81.0%	82.3%	83.8%

Dropout/Graduation Rate (Four-Year Cohort Rate) Chart



Last updated: 1/12/2018

Completion of High School Graduation Requirements - Graduating Class of 2016**(One-Year Rate)**

Student Group	School	District	State
All Students	--	99.3%	87.1%
Black or African American	--	100.0%	79.2%
American Indian or Alaska Native	--	0.0%	80.2%
Asian	--	100.0%	94.4%
Filipino	--	100.0%	93.8%
Hispanic or Latino	--	98.1%	84.6%
Native Hawaiian or Pacific Islander	--	100.0%	86.6%
White	--	100.0%	91.0%
Two or More Races	--	0.0%	90.6%
Socioeconomically Disadvantaged	--	100.0%	85.5%
English Learners	--	78.6%	55.4%
Students with Disabilities	--	90.9%	63.9%
Foster Youth	--	--	--

State Priority: School Climate

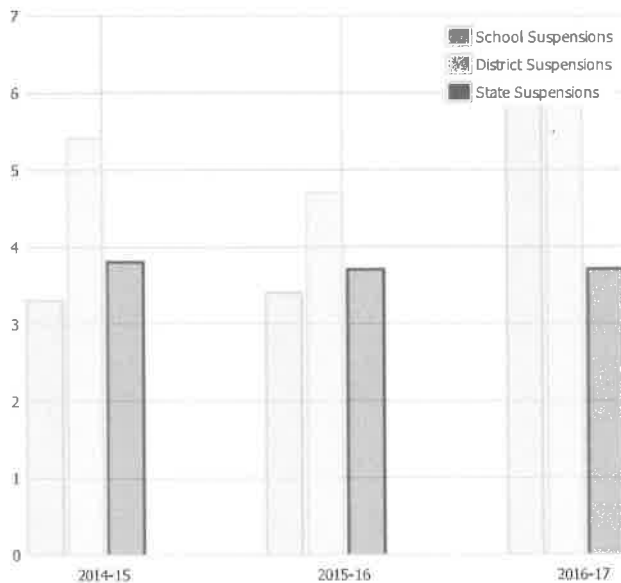
The SARC provides the following information relevant to the State priority: School Climate (Priority 6):

- Pupil suspension rates;
- Pupil expulsion rates; and
- Other local measures on the sense of safety

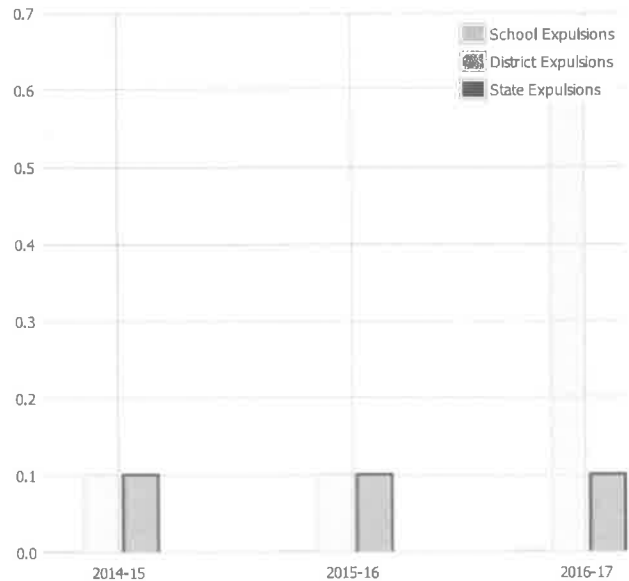
Suspensions and Expulsions

Rate	School			District			State		
	2014-15	2015-16	2016-17	2014-15	2015-16	2016-17	2014-15	2015-16	2016-17
Suspensions	3.3%	3.4%	6.3%	5.4%	4.7%	6.2%	3.8%	3.7%	3.7%
Expulsions	0.0%	0.0%	0.0%	0.1%	0.1%	0.6%	0.1%	0.1%	0.1%

Suspensions



Expulsions



Last updated: 1/12/2018

School Safety Plan (School Year 2017-18)

The updated safety plan is revised and reviewed with teachers at the beginning of every school year. At Gustine Elementary, each teacher has access to an updated copy of the plan, available in the office and staff room, and the plan is reviewed each fall at the beginning of the year. Teachers have a flip chart in the classroom that outlines emergency procedures. A copy of the comprehensive safety plan is on file at our district office. GES has an alarm system and surveillance cameras throughout the campus. We also have an automated telecommunication system, Aeries Communication, to communicate critical information in a timely manner to all our students and their families in their language of preference.

Gustine Elementary conducts monthly fire, lock down, and quarterly earthquake and evacuation drills. We review emergency procedures with students and staff regularly. We also hold classroom discussions on disaster preparation. Our staff monitor children on campus beginning at 7:20 a.m. until they are safely off campus at the end of the school day. All visitors must sign-in at the front office and wear a visitor's badge while on campus. Only parents/guardians who have been fingerprinted are able to work with students in the classroom, at recess, or attend field trips. We ensure a safe campus by monitoring and responding to student behavior and by listening to parent concerns.

Last updated: 1/12/2018

D. Other SARC Information

The information in this section is required to be in the SARC but is not included in the state priorities for LCFF.

Federal Intervention Program (School Year 2017-18)

Indicator	School	District
Program Improvement Status	In PI	In PI
First Year of Program Improvement	2011-2012	2011-2012
Year in Program Improvement	Year 3	Year 3
Number of Schools Currently in Program Improvement	N/A	3
Percent of Schools Currently in Program Improvement	N/A	100.0%

Last updated: 1/9/2018

Average Class Size and Class Size Distribution (Elementary)

Grade Level	2014-15				2015-16				2016-17			
	Average Class Size	Number of Classes *			Average Class Size	Number of Classes *			Average Class Size	Number of Classes *		
		1-20	21-32	33+		1-20	21-32	33+		1-20	21-32	33+
K	23.0	1	4	0	22.0	0	5	0	21.0	3	2	0
1	21.0	1	3	0	23.0	0	4	0	23.0	0	4	0
2	22.0	0	4	0	21.0	2	2	0	23.0	0	4	0
3	25.0	0	4	0	23.0	0	4	0	20.0	2	2	0
4	25.0	0	4	0	31.0	0	3	0	23.0	0	4	0
5	25.0	1	3	0	25.0	1	4	0	24.0	0	4	0
6	0.0	0	0	0	0.0	0	0	0	0.0	0	0	0
Other	0.0	0	0	0	0.0	0	0	0	12.0	1	0	0

* Number of classes indicates how many classes fall into each size category (a range of total students per class).

Last updated: 1/9/2018

Average Class Size and Class Size Distribution (Secondary)

Subject	2014-15				2015-16				2016-17			
	Number of Classes *				Number of Classes *				Number of Classes *			
	Average Class Size	1-22	23-32	33+	Average Class Size	1-22	23-32	33+	Average Class Size	1-22	23-32	33+
English												
Mathematics												
Science												
Social Science												

* Number of classes indicates how many classrooms fall into each size category (a range of total students per classroom). At the secondary school level, this information is reported by subject area rather than grade level.

Last updated: 1/9/2018

Academic Counselors and Other Support Staff (School Year 2016-17)

Title	Number of FTE* Assigned to School	Average Number of Students per Academic Counselor
Academic Counselor		
Counselor (Social/Behavioral or Career Development)		N/A
Library Media Teacher (Librarian)		N/A
Library Media Services Staff (Paraprofessional)		N/A
Psychologist		N/A
Social Worker		N/A
Nurse		N/A
Speech/Language/Hearing Specialist		N/A
Resource Specialist (non-teaching)		N/A
Other		N/A

Note: Cells with N/A values do not require data.

*One Full Time Equivalent (FTE) equals one staff member working full time; one FTE could also represent two staff members who each work 50 percent of full time.

Last updated: 1/9/2018

Expenditures Per Pupil and School Site Teacher Salaries (Fiscal Year 2015-16)

Level	Total Expenditures Per Pupil	Expenditures Per Pupil (Restricted)	Expenditures Per Pupil (Unrestricted)	Average Teacher Salary
School Site	\$5798.4	\$702.4	\$5095.9	\$61000.7
District	N/A	N/A	\$6370.0	\$63974.8
Percent Difference – School Site and District	N/A	N/A	-22.2%	-4.8%
State	N/A	N/A	\$6574.0	\$69649.0
Percent Difference – School Site and State	N/A	N/A	-25.3%	-13.2%

Note: Cells with N/A values do not require data.

Last updated: 1/9/2018

Types of Services Funded (Fiscal Year 2016-17)

Gustine Elementary receives funding from several sources, including Title I, Lottery, LCFF, and Title III. These funds are used to support student achievement through the use of an Academic Coach, Intervention Teacher, Library Clerk, and supplies/materials for programs and targeted groups of students. Programs for English Learners are supported with state adopted materials, specialized technology, personnel, and training.

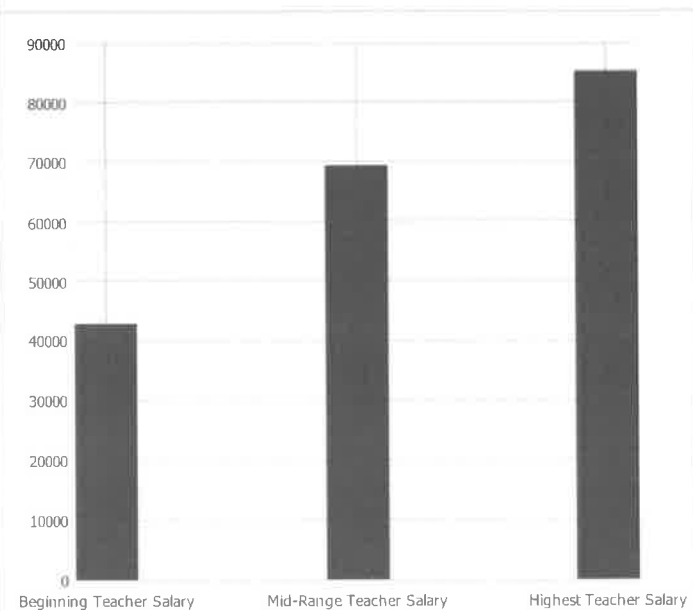
Last updated: 1/9/2018

Teacher and Administrative Salaries (Fiscal Year 2015-16)

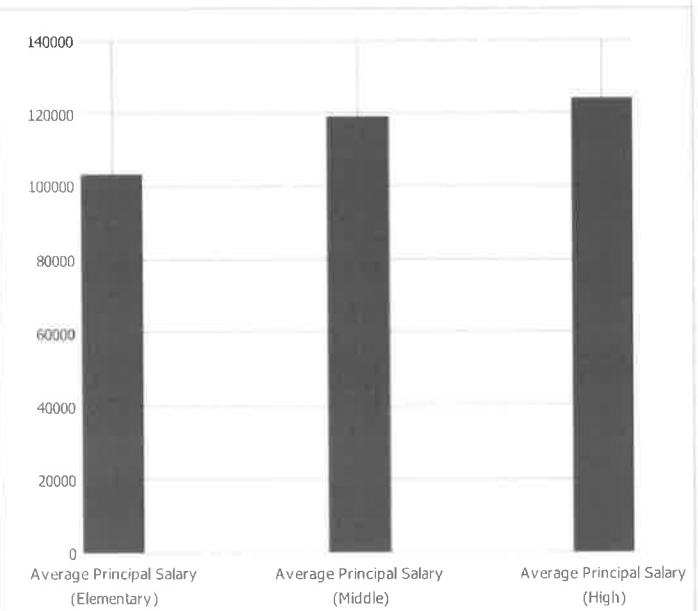
Category	District Amount	State Average For Districts In Same Category
Beginning Teacher Salary	\$42,957	\$44,144
Mid-Range Teacher Salary	\$69,363	\$69,119
Highest Teacher Salary	\$85,197	\$86,005
Average Principal Salary (Elementary)	\$103,267	\$106,785
Average Principal Salary (Middle)	\$119,062	\$111,569
Average Principal Salary (High)	\$123,942	\$121,395
Superintendent Salary	\$145,790	\$178,104
Percent of Budget for Teacher Salaries	34.0%	34.0%
Percent of Budget for Administrative Salaries	7.0%	6.0%

For detailed information on salaries, see the CDE Certificated Salaries & Benefits Web page at <http://www.cde.ca.gov/ds/fd/cs/>.

Teacher Salary Chart



Principal Salary Chart



Last updated: 1/9/2018

Advanced Placement (AP) Courses (School Year 2016-17)

Subject	Number of AP Courses Offered*	Percent of Students In AP Courses
Computer Science	0	N/A
English	0	N/A
Fine and Performing Arts	0	N/A
Foreign Language	0	N/A
Mathematics	0	N/A
Science	0	N/A
Social Science	0	N/A
All Courses	0	0.0%

Note: Cells with N/A values do not require data.

*Where there are student course enrollments of at least one student.

Last updated: 1/9/2018

Professional Development

This section provides information on the annual number of school days dedicated to staff development for the most recent three-year period.

The focus for Gustine Unified (GUSD) is to complete the Professional Learning Community (PLC) journey. GUSD began the journey in the 2015-16 school year and continues to develop each site in the process of PLCs. At Gustine Elementary, more than 93% of teachers have attended a PLC Conference and have begun to implement the process in their classrooms. Instructional Teacher Leaders have been implemented 2017-18 as a way of facilitating PLC meetings for grade level teams. Two professional development days have been added in to the school calendar year so that teachers can receive PD during the school year. Teachers are also given time every Monday to work in their PLC groups to analyze student data, student work, and plan lessons accordingly. Developing the 4"C's"; collaboration, communication, critical thinking and problem-solving, and creativity as well as creating 21st Century learners is a focus for GUSD as well. GES students will be able to leave elementary school with the ability to manipulate technology.

Gustine Elementary continues to focus on our English Learners, as this group has not been making the necessary progress. A team from GES attended the Soluciones Conference fall of 2017, and have consequently partnered with other sites from the District to establish an ELD Coalition Team and ELD Task force on three of the four school sites. Meetings and plans are in the beginning stages of developing a three tiered teaching process for our English Learners. English language development, and common core implementation continue to be an area of focus for our ELs. We have a computer technology aide and one computer lab which is used by all classes. GES also has eight mobile Chrome Book carts; fifth grade (four classrooms) share two carts, fourth grade (four classrooms) share two carts, third grade (three classrooms) share two carts, second, first and kinder (four classrooms each share two carts per grade level). We have also provided a technology consultant to help support teachers with technology challenges. Students use technology daily. We want to provide enough learning opportunities for our students so they are prepared to compete in a global society.

Last updated: 1/12/2018

Romero Elementary

California Department of Education School Accountability Report Card Reported Using Data from the 2016-17 School Year

By February 1 of each year, every school in California is required by state law to publish a School Accountability Report Card (SARC). The SARC contains information about the condition and performance of each California public school. Under the Local Control Funding Formula (LCFF) all local educational agencies (LEAs) are required to prepare a Local Control and Accountability Plan (LCAP), which describes how they intend to meet annual school-specific goals for all pupils, with specific activities to address state and local priorities. Additionally, data reported in an LCAP is to be consistent with data reported in the SARC.

- For more information about SARC requirements, see the California Department of Education (CDE) SARC Web page at <http://www.cde.ca.gov/ta/ac/sa/>.
- For more information about the LCFF or LCAP, see the CDE LCFF Web page at <http://www.cde.ca.gov/lq/aa/lc/>.
- For additional information about the school, parents/guardians and community members should contact the school principal or the district office.

DataQuest

DataQuest is an online data tool located on the [CDE DataQuest Web page](#) that contains additional information about this school and comparisons of the school to the district and the county. Specifically, DataQuest is a dynamic system that provides reports for accountability (e.g., test data, enrollment, high school graduates, dropouts, course enrollments, staffing, and data regarding English learners).

Internet Access

Internet access is available at public libraries and other locations that are publicly accessible (e.g., the California State Library). Access to the Internet at libraries and public locations is generally provided on a first-come, first-served basis. Other use restrictions may include the hours of operation, the length of time that a workstation may be used (depending on availability), the types of software programs available on a workstation, and the ability to print documents.



Terry Souza, Principal

Principal, Romero Elementary

About Our School

Welcome to Romero Elementary School. It is with great pride and excitement that I write this letter to you as the Principal of Romero Elementary School. I am honored to have the opportunity to lead a school with such a rich tradition both in and out of the classroom.

Romero Elementary is proud of our achievements through the hard work of our students, teachers, parents and support staff. We are a school that works together as a team with parents and the community to provide our students the support necessary to achieve academically and socially. We foster a caring and nurturing educational learning environment here at Romero.

Parent participation is a vital part of our school. Parents are able to volunteer in our classroom, on School Site Council (SSC), and on our English Learner Advisory Council (ELAC).

At Romero Elementary School we promote collaboration and continue to seek ways to improve our services to students and the community. We promote the focus on improving our overall school attendance. Good attendance ensures academic success. We support families in getting their children to school everyday and on time.

All staff at Romero Elementary School understand their responsibility to ensure that every student has access to quality education and support services designed to meet individual needs. By working together with parents, students, community, Board of Trustees and District administration, programs are designed and implemented around the needs of the students. Building a strong vision and mission has been paramount to our strength as a learning community and through this cooperation; our school is planning with the future in mind.

Thank you for taking time to review our SARC. If you have any questions about the information included in this report or would like to discuss any aspect of Romero Elementary School please call our office at (209) 854-6177.

Sincerely,

Terry L. Souza, Principal

Principal's Comment

Terry L. Souza

Contact

Romero Elementary
13500 West Luis Rd.
Santa Nella, CA 95322-9645

Phone: 209-854-6177

E-mail: tsouza@quinceusd.org

About This School

Contact Information (School Year 2017-18)

District Contact Information (School Year 2017-18)	
District Name	Gustine Unified
Phone Number	(209) 854-3784
Superintendent	William Barr
E-mail Address	wbarr@gustineusd.org
Web Site	www.gustineusd.org

School Contact Information (School Year 2017-18)	
School Name	Romero Elementary
Street	13500 West Luis Rd.
City, State, Zip	Santa Nella, Ca, 95322-9645
Phone Number	209-854-6177
Principal	Terry Souza, Principal
E-mail Address	tsouza@gustineusd.org
Web Site	www.gustineusd.org
County-District-School (CDS) Code	24736196025746

Last updated: 1/8/2018

School Description and Mission Statement (School Year 2017-18)

Romero Elementary is a K-5 school on a traditional calendar year school with approximately 240 students. We are located in a rural setting in Santa Nella, California. We are one of two elementary schools in the Gustine Unified School District. Romero has a quality teaching staff who receive yearly staff development in the latest research-based methods of instruction. We also have an English Language Development Coordinator and Intervention teacher on staff; she works with teachers and students to continually improve student achievement. The average teacher has eight years or more of experience. The teachers are actively engaged in Common Core Instruction and are supported through professional development training. Romero staff have been extensively trained in the Professional Learning Community process to improve student achievement. Gustine Unified School District is an Art and Science of Instruction district and through continuous training staff is implementing instruction and strategies to improve student achievement. Teachers have weekly collaborative planning time at their grade levels as well as across the grades to ensure that all students are presented with a rich-multifaceted educational experience. At Romero Elementary we have a strong commitment to developing a partnership with students, family, and the community by providing a supportive environment which expects the active participation of all children. Through the use of monitoring and assessments, we will support students to successfully master all Common Core and ELD grade level standards. Education is the key to success. Success is knowledge in all areas of life: academics, social, emotional and community. To be successful, students must be educated in reading, writing, mathematics, science, and social studies, but to be truly successful, our students must also be educated in social, communication, and critical thinking skills, as well as creativity, community, and humanity. Students must be able to gather, interpret, analyze and share information. Common Core standards foster and support these skills as well as encourage access to, and involvement with many aspects of technology. These skills along with Rigorous Curriculum Design are the key to preparing Romero Elementary students for their middle, and high school years as well as for a competitive global society.

The overarching essence at Romero is one of high expectations for everyone. The culture at Romero is one where everyone is welcomed and success is a daily occurrence. Our students at Romero Elementary have a bright future ahead. They will be the scholars, humanitarians, and role models of tomorrow. Together, staff, students, and parents will make our campus, our community, and our world a better place.

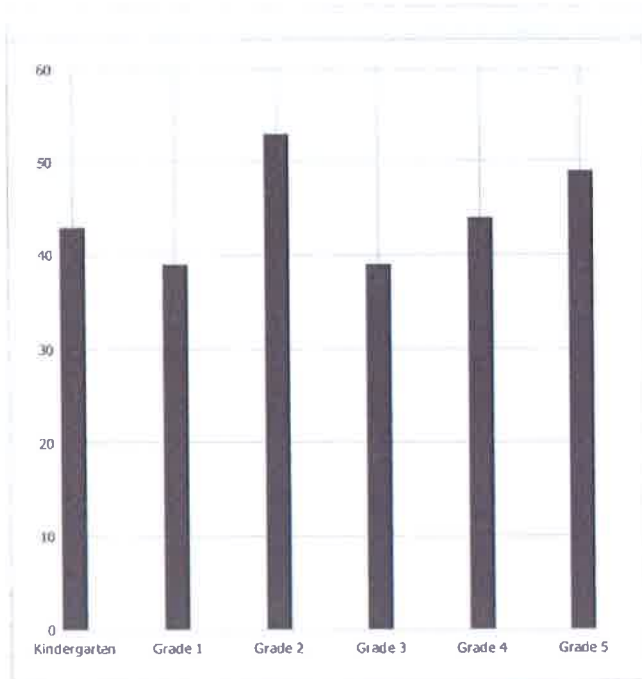
The Vision Statement for Romero Elementary School is: At Romero, we are a forward-thinking school aiming to prepare our students for a rapidly changing world by providing them with critical thinking skills, love for learning, global perspective, and respect for core values; honesty, loyalty, and compassion. Romero students will have success for today and be prepared for tomorrow.

The Mission Statement for Romero Elementary School: Every student at Romero Elementary is important and has value and worth. We understand that we play an integral part in creating a safe classroom environment where students are encouraged to share their thoughts and ideas. Patience, guidance, and respect are the norm at Romero as we all uphold the highest standards of professionalism. High expectations are held for every student. At Romero, challenges are not barriers; they are mere obstacles that will be met and overcome. Education should not only open the door to a brighter career future, but ultimately education should open the door to a better community, and a better world.

Last updated: 1/8/2018

Student Enrollment by Grade Level (School Year 2016-17)

Grade Level	Number of Students
Kindergarten	43
Grade 1	39
Grade 2	53
Grade 3	39
Grade 4	44
Grade 5	49
Total Enrollment	267



Last updated: 1/8/2018

Student Enrollment by Student Group (School Year 2016-17)

Student Group	Percent of Total Enrollment
Black or African American	0.4 %
American Indian or Alaska Native	0.4 %
Asian	2.3 %
Filipino	0.0 %
Hispanic or Latino	88.8 %
Native Hawaiian or Pacific Islander	0.4 %
White	5.2 %
Two or More Races	11.5 %
Other	-9.0 %

Last updated: 1/8/2018

Student Group (Other)	Percent of Total Enrollment
Socioeconomically Disadvantaged	81.9 %
English Learners	63.1 %
Students with Disabilities	11.8 %
Foster Youth	0.0 %

A. Conditions of Learning

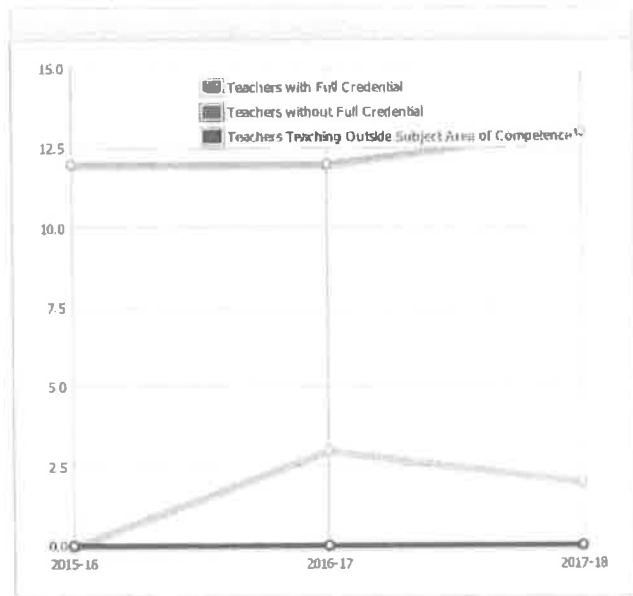
State Priority: Basic

The SARC provides the following information relevant to the State priority: Basic (Priority 1):

- Degree to which teachers are appropriately assigned and fully credentialed in the subject area and for the pupils they are teaching;
- Pupils have access to standards-aligned instructional materials; and
- School facilities are maintained in good repair

Teacher Credentials


Teachers	School		District	
	2015-16	2016-17	2017-18	2017-18
With Full Credential	12	12	13	77
Without Full Credential	0	3	2	14
Teachers Teaching Outside Subject Area of Competence (with full credential)	0	0	0	0



Last updated: 1/16/2018

Teacher Misassignments and Vacant Teacher Positions

Indicator	2015-16	2016-17	2017-18
Misassignments of Teachers of English Learners	0	0	0
Total Teacher Misassignments*	0	0	0
Vacant Teacher Positions	0	0	0



Note: "Misassignments" refers to the number of positions filled by teachers who lack legal authorization to teach that grade level, subject area, student group, etc.

* Total Teacher Misassignments includes the number of Misassignments of Teachers of English Learners.

Last updated: 1/16/2018

Quality, Currency, Availability of Textbooks and Instructional Materials (School Year 2017-18)

Year and month in which the data were collected: August 2017

Subject	Textbooks and Instructional Materials/year of Adoption	From Most Recent Adoption?	Percent Students Lacking Own Assigned Copy
Reading/Language Arts	Benchmark Advanced is available for all students in Kindergarten through 5th grade. Read 180 and Systems 44 Intervention Reading Program is in place for qualifying 3rd through 5th graders.	Yes	0.0 %
Mathematics	Eureka Math/Engage New York is available for all students in Kindergarten through 5th grade.	Yes	0.0 %
Science	Houghton Mifflin, California Science is available for all students in grades Kindergarten through 5th grade.	Yes	0.0 %
History-Social Science	Macmillan/McGraw-Hill is available for all students in grades Kindergarten through 5th grade.	Yes	0.0 %
Foreign Language	Not Applicable		0.0 %
Health	Not Applicable		0.0 %
Visual and Performing Arts	Not Applicable		0.0 %
Science Lab Eqpmnt (Grades 9-12)	N/A	N/A	0.0 %

Note: Cells with N/A values do not require data.

Last updated: 1/9/2018

Last updated: 1/9/2018

Year and month of the most recent FIT report: August 2017

Overall Facility Rate

Overall Rating

Good

last updated 1/9/2018

B. Pupil Outcomes

State Priority: Pupil Achievement

The SARC provides the following information relevant to the State priority: Pupil Achievement (Priority 4):

- **Statewide assessments** (i.e., California Assessment of Student Performance and Progress [CAASPP] System, which includes the Smarter Balanced Summative Assessments for students in the general education population and the California Alternate Assessments [CAAs] for English language arts/literacy [ELA] and mathematics given in grades three through eight and grade eleven. Only eligible students may participate in the administration of the CAAs. CAAs items are aligned with alternate achievement standards, which are linked with the Common Core State Standards [CCSS] for students with the most significant cognitive disabilities); and
- The percentage of students who have successfully completed courses that satisfy the requirements for entrance to the University of California and the California State University, or career technical education sequences or programs of study.

CAASPP Test Results in ELA and Mathematics for All Students

Grades Three through Eight and Grade Eleven (School Year 2016-17)

Subject	Percentage of Students Meeting or Exceeding the State Standards					
	School		District		State	
	2015-16	2016-17	2015-16	2016-17	2015-16	2016-17
English Language Arts / Literacy (grades 3-8 and 11)	23%	21%	29%	31%	48%	48%
Mathematics (grades 3-8 and 11)	10%	16%	14%	17%	36%	37%

Note: Percentages are not calculated when the number of students tested is ten or less, either because the number of students in this category is too small for statistical accuracy or to protect student privacy.

Last updated: 1/9/2018

CAASPP Test Results in ELA by Student Group**Grades Three through Eight and Grade Eleven (School Year 2016-17)**

Student Group	Total Enrollment	Number Tested	Percent Tested	Percent Met or Exceeded
All Students	276	114	58%	23%
Male	139	60	56%	16%
Female	137	76	44%	31%
Black or African American	--	--	--	--
American Indian or Alaska Native	--	--	--	--
Asian	--	--	--	--
Filipino	--	--	--	--
Hispanic or Latino	120	117	97.50%	20.37%
Native Hawaiian or Pacific Islander	--	--	--	--
White	--	--	--	--
Two or More Races	--	--	--	--
Socioeconomically Disadvantaged	122	119	97%	21.01%
English Learners	57	55	96%	--
Students with Disabilities	22	20	90%	--
Students Receiving Migrant Education Services	--	--	--	--
Foster Youth	--	--	--	--

Note: ELA test results include the Smarter Balanced Summative Assessment and the CAA. The "Percent Met or Exceeded" is calculated by taking the total number of students who met or exceeded the standard on the Smarter Balanced Summative Assessment plus the total number of students who met the standard (i.e., achieved Level 3–Alternate) on the CAAs divided by the total number of students who participated in both assessments.

Note: Double dashes (--) appear in the table when the number of students is ten or less, either because the number of students in this category is too small for statistical accuracy or to protect student privacy.

Note: The number of students tested includes all students who participated in the test whether they received a score or not; however, the number of students tested is not the number that was used to calculate the achievement level percentages. The achievement level percentages are calculated using only students who received scores.

Last updated: 1/9/2018

CAASPP Test Results in Mathematics by Student Group

Grades Three through Eight and Grade Eleven (School Year 2016-17)

Student Group	Total Enrollment	Number Tested	Percent Tested	Percent Met or Exceeded
All Students	138	135	97.83%	15.55%
Male	61	60	98.36%	15.00%
Female	77	75	97.40%	16.00%
Black or African American	--	--	--	--
American Indian or Alaska Native	--	--	--	--
Asian	--	--	--	--
Filipino	--	--	--	--
Hispanic or Latino	120	117	97.50%	14.53%
Native Hawaiian or Pacific Islander	--	--	--	--
White	--	--	--	--
Two or More Races	--	--	--	--
Socioeconomically Disadvantaged	122	119	97.54%	14.28%
English Learners	57	55	96%	--
Students with Disabilities	22	20	90%	--
Students Receiving Migrant Education Services	--	--	--	--
Foster Youth	--	--	--	--

Note: Mathematics test results include the Smarter Balanced Summative Assessment and the CAA. The "Percent Met or Exceeded" is calculated by taking the total number of students who met or exceeded the standard on the Smarter Balanced Summative Assessment plus the total number of students who met the standard (i.e., achieved Level 3-Alternate) on the CAAs divided by the total number of students who participated in both assessments.

Note: Double dashes (--) appear in the table when the number of students is ten or less, either because the number of students in this category is too small for statistical accuracy or to protect student privacy.

Note: The number of students tested includes all students who participated in the test whether they received a score or not; however, the number of students tested is not the number that was used to calculate the achievement level percentages. The achievement level percentages are calculated using only students who received scores.

Last updated: 1/8/2018

CAASPP Test Results in Science for All Students

Grades Five, Eight and Ten

Subject	Percentage of Students Scoring at Proficient or Advanced					
	School		District		State	
	2014-15	2015-16	2014-15	2015-16	2014-15	2015-16
Science (grades 5, 8, and 10)	33%	41%	54%	53%	56%	54%

Note: Science test results include California Standards Tests (CSTs), California Modified Assessment (CMA), and California Alternate Performance Assessment (CAPA) in grades five, eight, and ten.

Note: Scores are not shown when the number of students tested is ten or less, either because the number of students in this category is too small for statistical accuracy or to protect student privacy.

Note: The 2016-17 data are not available. The California Department of Education is developing a new science assessment based on the Next Generation Science Standards for California Public Schools (CA NGSS). The new California Science Test (CAST) was piloted in spring 2017. The CST and CMA for Science will no longer be administered.

Last updated: 1/8/2018

Career Technical Education Programs (School Year 2016-17)

Not Applicable for Romero Elementary School

Last updated: 1/8/2018

Career Technical Education Participation (School Year 2016-17)

Measure	CTE Program Participation
Number of Pupils Participating in CTE	0
Percent of Pupils Completing a CTE Program and Earning a High School Diploma	0.0%
Percent of CTE Courses Sequenced or Articulated Between the School and Institutions of Postsecondary Education	0.0%

Last updated: 1/8/2018

Courses for University of California (UC) and/or California State University (CSU) Admission

UC/CSU Course Measure	Percent
2016-17 Pupils Enrolled in Courses Required for UC/CSU Admission	0.0%
2015-16 Graduates Who Completed All Courses Required for UC/CSU Admission	0.0%

State Priority: Other Pupil Outcomes

The SARC provides the following information relevant to the State priority: Other Pupil Outcomes (Priority 8):

- Pupil outcomes in the subject area of physical education

California Physical Fitness Test Results (School Year 2016-17)

Grade Level	Percentage of Students Meeting Fitness Standards		
	Four of Six Fitness Standards	Five of Six Fitness Standards	Six of Six Fitness Standards
5	13.7%	19.6%	29.4%

Note: Percentages are not calculated when the number of students tested is ten or less, either because the number of students in this category is too small for statistical accuracy or to protect student privacy.

Last updated: 1/8/2018

C. Engagement

State Priority: Parental Involvement

The SARC provides the following information relevant to the State priority: Parental Involvement (Priority 3):

- Efforts the school district makes to seek parent input in making decisions for the school district and each school site

Opportunities for Parental Involvement (School Year 2017-18)

Romero Elementary recognizes the importance of having all parents actively involved in all facets of their child's educational life. Parents are always welcome to come to school to speak with the principal and teachers. There are multiple opportunities for parents to become involved at Romero; we have an active Administration/Parent Coffee Club that meets monthly to discuss ways in which the club can support student activities and educational field trips. Parents are also welcome to volunteer in the classroom, or just stop by for a visit. Romero Elementary School Site Council and English Language Advisory Council provide opportunities for parents to be part of the decision-making process in educational matters; these advisory councils meet quarterly. Parents are also invited to be part of various District level committees such as District English Language Learners (DELRO) Committee and the LCAP (Local Control and Accountability Plan) Committee. Other ways that we include parents at Romero is by celebrating the children in various ways such as academic and behavior achievements, and performances throughout the year celebrating students achievements. Parents also participate in Open House, Pride Rally's, Student Study Trips, and Classroom Volunteers. Parents also have the opportunity to attend Adult ESL classes that happen weekly at Romero Elementary School.

State Priority: Pupil Engagement

Last updated: 1/9/2018


The SARC provides the following information relevant to the State priority: Pupil Engagement (Priority 5):

- High school dropout rates; and
- High school graduation rates

Dropout Rate and Graduation Rate (Four-Year Cohort Rate)

Indicator	School			District			State		
	2013-14	2014-15	2015-16	2013-14	2014-15	2015-16	2013-14	2014-15	2015-16
Dropout Rate	9.2%	0.8%	0.0%	14.4%	1.5%	0.0%	11.5%	10.7%	9.7%
Graduation Rate	89.9%	97.7%	0.0%	84.8%	97.0%	93.8%	81.0%	82.3%	83.8%

Dropout/Graduation Rate (Four-Year Cohort Rate) Chart



Last updated: 1/9/2018

Completion of High School Graduation Requirements - Graduating Class of 2016

(One-Year Rate)

Student Group	School	District	State
All Students	0.0%	99.3%	87.1%
Black or African American	0.0%	100.0%	79.2%
American Indian or Alaska Native	0.0%	0.0%	80.2%
Asian	0.0%	100.0%	94.4%
Filipino	0.0%	100.0%	93.8%
Hispanic or Latino	0.0%	98.1%	84.6%
Native Hawaiian or Pacific Islander	0.0%	100.0%	86.6%
White	0.0%	100.0%	91.0%
Two or More Races	0.0%	0.0%	90.6%
Socioeconomically Disadvantaged	0.0%	100.0%	85.5%
English Learners	0.0%	78.6%	55.4%
Students with Disabilities	0.0%	90.9%	63.9%
Foster Youth	0.0%	--	--

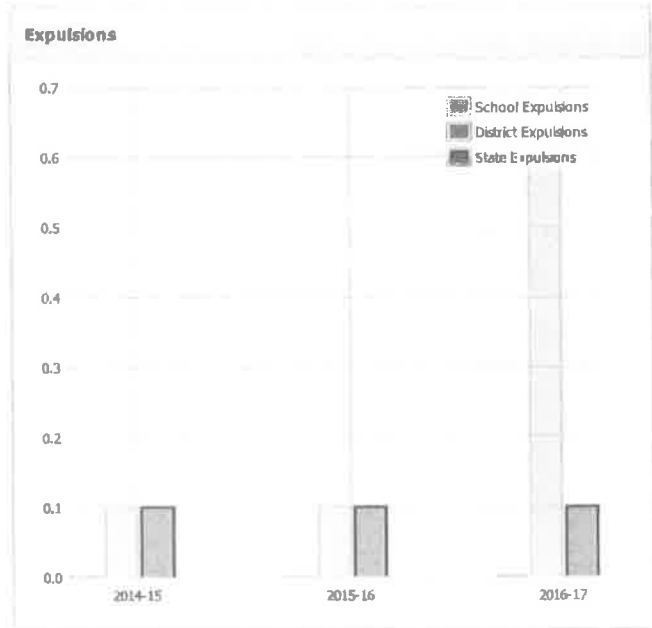
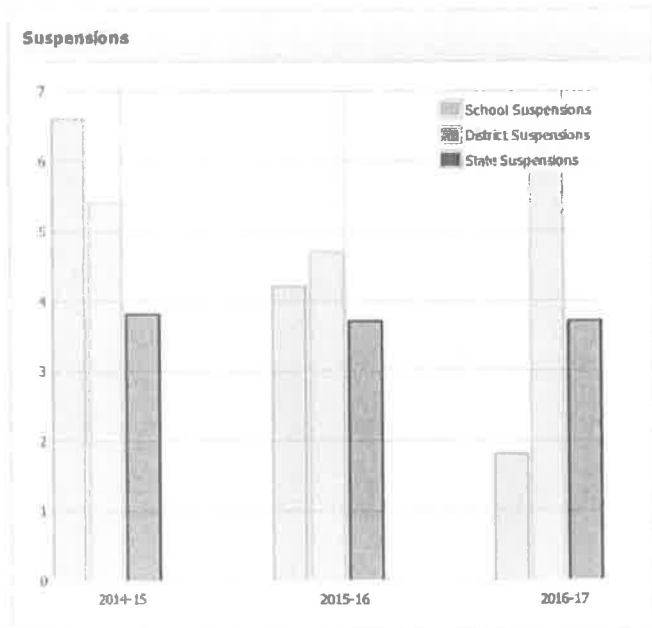
State Priority: School Climate

The SARC provides the following information relevant to the State priority: School Climate (Priority 6):

- Pupil suspension rates;
- Pupil expulsion rates; and
- Other local measures on the sense of safety

Suspensions and Expulsions

Rate	School			District			State		
	2014-15	2015-16	2016-17	2014-15	2015-16	2016-17	2014-15	2015-16	2016-17
Suspensions	6.6%	4.2%	1.8%	5.4%	4.7%	6.2%	3.8%	3.7%	3.7%
Expulsions	0.0%	0.0%	0.0%	0.1%	0.1%	0.6%	0.1%	0.1%	0.1%



Last updated: 1/9/2018

School Safety Plan (School Year 2017-18)

Key Elements of the Comprehensive School Safety Plan:

In Gustine Unified School District, components satisfying each of the following items have been developed and are included in the Comprehensive School Safety Plan, and is approved by each site council. These components were approved by the Romero Elementary Site Council on September 22, 2017.

- Disaster procedures, routines and emergency
- Procedures to notify teachers of dangerous pupils
- A sexual harassment policy
- A school wide dress code
- A safe and orderly environment conducive to learning at school
- Rule and procedures on school discipline
- Child abuse reporting procedures

D. Other SARC Information

The information in this section is required to be in the SARC but is not included in the state priorities for LCFF.

Federal Intervention Program (School Year 2017-18)

Indicator	School	District
Program Improvement Status	In PI	In PI
First Year of Program Improvement	1997-1998	2011-2012
Year in Program Improvement	Year 5	Year 3
Number of Schools Currently in Program Improvement	N/A	3
Percent of Schools Currently in Program Improvement	N/A	100.0%

Last updated: 1/8/2018

Average Class Size and Class Size Distribution (Elementary)

Grade Level	2014-15				2015-16				2016-17			
	Average Class Size	Number of Classes *			Average Class Size	Number of Classes *			Average Class Size	Number of Classes *		
		1-20	21-32	33+		1-20	21-32	33+		1-20	21-32	33+
K	26.0	0	2	0	20.0	2	0	0	24.0	0	2	0
1	20.0	1	1	0	26.0	0	2	0	19.0	2	0	0
2	20.0	1	1	0	22.0	1	1	0	27.0	0	2	0
3	22.0	0	2	0	20.0	0	2	0	19.0	1	1	0
4	24.0	0	1	0	23.0	0	2	0	22.0	0	2	0
5	24.0	0	2	0	20.0	1	2	0	24.0	0	2	0
6	0.0	0	0	0	0.0	0	0	0	0.0	0	0	0
Other	0.0	0	0	0	0.0	0	0	0	0.0	0	0	0

* Number of classes indicates how many classes fall into each size category (a range of total students per class).

Last updated: 1/8/2018

Average Class Size and Class Size Distribution (Secondary)

Subject	2014-15				2015-16				2016-17			
	Average Class Size	Number of Classes *			Average Class Size	Number of Classes *			Average Class Size	Number of Classes *		
		1-22	23-32	33+		1-22	23-32	33+		1-22	23-32	33+
English												
Mathematics												
Science												
Social Science												

* Number of classes indicates how many classrooms fall into each size category (a range of total students per classroom). At the secondary school level, this information is reported by subject area rather than grade level.

Last updated: 1/16/2018

Academic Counselors and Other Support Staff (School Year 2016-17)

Title	Number of FTE* Assigned to School	Average Number of Students per Academic Counselor
Academic Counselor		
Counselor (Social/Behavioral or Career Development)		N/A
Library Media Teacher (Librarian)		N/A
Library Media Services Staff (Paraprofessional)		N/A
Psychologist		N/A
Social Worker		N/A
Nurse		N/A
Speech/Language/Hearing Specialist		N/A
Resource Specialist (non-teaching)		N/A
Other		N/A

Note: Cells with N/A values do not require data.

*One Full Time Equivalent (FTE) equals one staff member working full time; one FTE could also represent two staff members who each work 50 percent of full time.

Last updated: 1/16/2018

Expenditures Per Pupil and School Site Teacher Salaries (Fiscal Year 2015-16)

Level	Total Expenditures Per Pupil	Expenditures Per Pupil (Restricted)	Expenditures Per Pupil (Unrestricted)	Average Teacher Salary
School Site	\$7053.4	\$991.0	\$6062.5	\$63051.9
District	N/A	N/A	\$5949.1	\$63974.8
Percent Difference – School Site and District	N/A	N/A	1.9%	-1.5%
State	N/A	N/A	\$6574.0	\$69649.0
Percent Difference – School Site and State	N/A	N/A	8.1%	-9.9%

Note: Cells with N/A values do not require data.

Last updated: 1/16/2018

Types of Services Funded (Fiscal Year 2016-17)

Romero Elementary utilizes a wide variety of services available that support and assist students in school. Some of these include class-size reduction, programs for English Learners which includes classroom support, and ASSETS (After School Educational and Safety) program. Romero Elementary School receives categorical funding from Title I and Title III. These funds are used to support student achievement through the use of instructional aides, ELD Coordinator, and library clerk. Some Title I and Title III funding is used for Professional Development. Romero also utilizes an instructional aide in our special education program to support students. Programs for English Learners are supported with materials, specialized technology, personnel, and training. We have also used the money to update our technology including LCD projectors, lap-tops for teachers, and we have piloted one-to-one chrome books in seven of our classrooms this year. We have also invested in a computer lab tech. To assist students and teachers in the computer lab. All students are in the computer lab anywhere from two to five times per week.

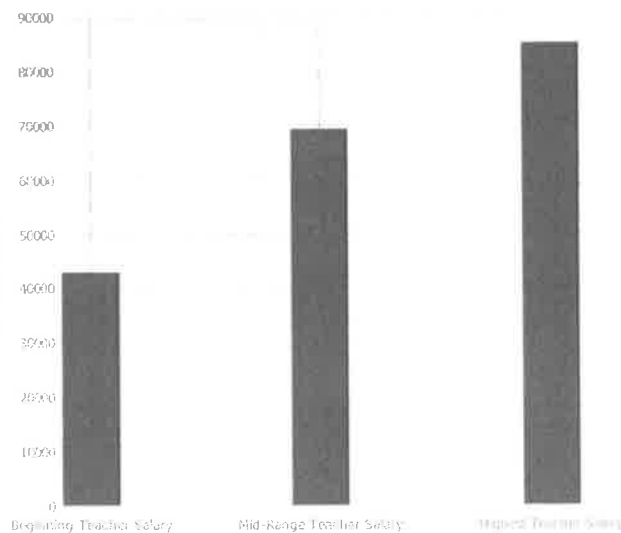
Last updated: 1/16/2018

Teacher and Administrative Salaries (Fiscal Year 2015-16)

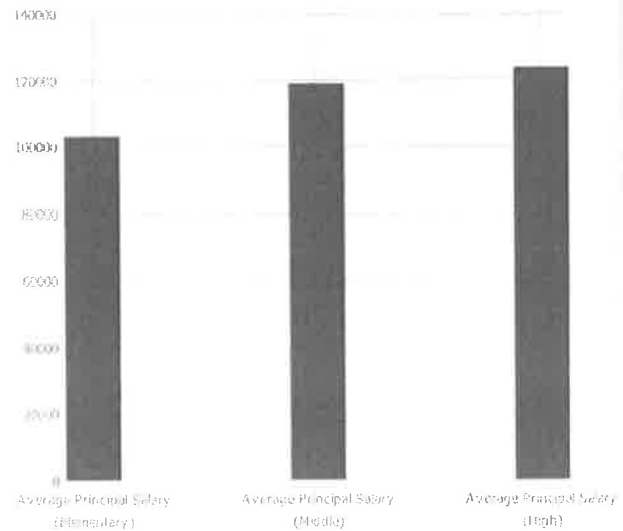
Category	District Amount	State Average For Districts In Same Category
Beginning Teacher Salary	\$42,957	\$44,144
Mid-Range Teacher Salary	\$69,363	\$69,119
Highest Teacher Salary	\$85,197	\$86,005
Average Principal Salary (Elementary)	\$103,267	\$106,785
Average Principal Salary (Middle)	\$119,062	\$111,569
Average Principal Salary (High)	\$123,942	\$121,395
Superintendent Salary	\$145,790	\$178,104
Percent of Budget for Teacher Salaries	34.0%	34.0%
Percent of Budget for Administrative Salaries	7.0%	6.0%

For detailed information on salaries, see the CDE Certificated Salaries & Benefits Web page at <http://www.cde.ca.gov/ds/fd/csl/>.

Teacher Salary Chart



Principal Salary Chart



Last updated: 1/16/2018

Advanced Placement (AP) Courses (School Year 2016-17)

Subject	Number of AP Courses Offered*	Percent of Students In AP Courses
Computer Science	0	N/A
English	0	N/A
Fine and Performing Arts	0	N/A
Foreign Language	0	N/A
Mathematics	0	N/A
Science	0	N/A
Social Science	0	N/A
All Courses	0	0.0%

Note: Cells with N/A values do not require data.

*Where there are student course enrollments of at least one student.

Last updated: 1/16/2018

Professional Development

The Gustine Unified School District Local Control Accountability Plan has prioritized and expanded district-wide professional development opportunities for TK-12 to include subject matter, technology, best practices, PLC's and leadership. Multiple measures include CAASPP results, CELDT/LPAC achievement data, common formative assessments, were utilized to prioritize needs.

Staff is provided with weekly embedded collaboration time in addition to opportunities for extended collaboration at sites throughout the school year. The collaboration time allows teachers to apply new learning and make strategic decisions regarding the use of curriculum and assessments. All district personnel have completed training on best instructional practices.

Professional development and support has been provided in the following areas: Professional Learning Communities, Math Instruction, ELA/ELD Instruction, AVID Implementation in grades 4-5, and the Art and Science of Instruction. Professional development opportunities occur during a combination of the regular school day, after hours, and during the summer.

Romero Elementary has 2 Lead Instructors that support the implementation of PLC's and the Art and Science of Instruction best practices.

Year one and year two teachers continue to be supported by our District Curriculum Director and Lead Instructors. The programs activities are based on the California Standards for the Teaching Profession which outlines the numerous interconnected skills that comprise the professional practices of teaching.

Additionally, the district offers professional development opportunities designed to meet the district's goals.

Professional Development is offered by workshops, conferences, mentoring programs and district provided.

Professional Development Days for the following years are:

2015-2016: 2 Buy Back Days, 2 District Professional Development days with 8 Minimum Days Professional Development.

2016-2017: 4 District Professional Development days with 5 Minimum Days Professional Development.

2017-2018: 4 District Professional Development days with 8 Minimum Days Professional Development.

Last updated: 1/8/2018

Gustine Middle

California Department of Education School Accountability Report Card Reported Using Data from the 2016-17 School Year

By February 1 of each year, every school in California is required by state law to publish a School Accountability Report Card (SARC). The SARC contains information about the condition and performance of each California public school. Under the Local Control Funding Formula (LCFF) all local educational agencies (LEAs) are required to prepare a Local Control and Accountability Plan (LCAP), which describes how they intend to meet annual school-specific goals for all pupils, with specific activities to address state and local priorities. Additionally, data reported in an LCAP is to be consistent with data reported in the SARC.

- For more information about SARC requirements, see the California Department of Education (CDE) SARC Web page at <http://www.cde.ca.gov/ta/ac/sa/>.
- For more information about the LCFF or LCAP, see the CDE LCFF Web page at <http://www.cde.ca.gov/fq/aa/lc/>.
- For additional information about the school, parents/guardians and community members should contact the school principal or the district office.

DataQuest

DataQuest is an online data tool located on the [CDE DataQuest Web page](#) that contains additional information about this school and comparisons of the school to the district and the county. Specifically, DataQuest is a dynamic system that provides reports for accountability (e.g., test data, enrollment, high school graduates, dropouts, course enrollments, staffing, and data regarding English learners).

Internet Access

Internet access is available at public libraries and other locations that are publicly accessible (e.g., the California State Library). Access to the Internet at libraries and public locations is generally provided on a first-come, first-served basis. Other use restrictions may include the hours of operation, the length of time that a workstation may be used (depending on availability), the types of software programs available on a workstation, and the ability to print documents.



Mr. Peter Duenas, Principal

Principal, Gustine Middle

About Our School

Dear Gustine Community:

Welcome to Gustine Middle School! The home of the Braves! Gustine Middle School is composed of a strong certificated and classified staff. Each staff member is dedicated to the success of each student. Our staff has high expectations for all students and are willing to provide support systems to make sure each student's success. We have a counselor and special education programs to meet the social, academic and emotional needs of all students. Our clerical staff in the front office, are polite and courteous and are willing to assist you. The nurse and cafeteria staff are there to provide healthy life choices. Our librarian creates an inviting space for students to explore their interests and also receive additional support for their classes. Our campus supervisors and instructional aides provide support and directions for students to be safe and supervised. It takes everyone to make Gustine Middle School a great place to be.

Mr. Peter Duenas

Principal, Gustine Middle School

Contact

Gustine Middle
28075 Sullivan Rd.
Gustine, CA 95322-9516

Phone: 209-854-5030
E-mail: pduenas@gustineusd.org

About This School

Contact Information (School Year 2017-18)

District Contact Information (School Year 2017-18)		School Contact Information (School Year 2017-18)	
District Name	Gustine Unified	School Name	Gustine Middle
Phone Number	(209) 854-3784	Street	28075 Sullivan Rd.
Superintendent	William Barr	City, State, Zip	Gustine, Ca, 95322-9516
E-mail Address	wbarr@gustineusd.org	Phone Number	209-854-5030
Web Site	www.gustineusd.org	Principal	Mr. Peter Duenas, Principal
		E-mail Address	pduenas@gustineusd.org
		Web Site	www.gustineusd.org
		County-District-School (CDS) Code	24736196103766

Last updated: 1/30/2018

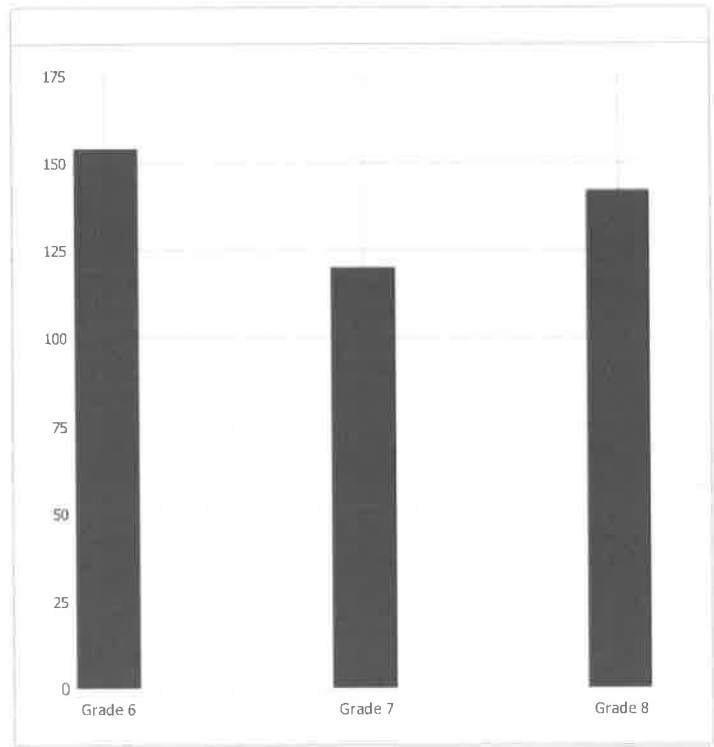
School Description and Mission Statement (School Year 2017-18)

Gustine Middle School is a rural middle school that is located in Merced County in California's Central Valley. There are currently 426 students enrolled at GMS from grades 6 - 8. At GMS, we are committed to excellence in education and ensuring that all students are learning at high levels every day.

Last updated: 1/30/2018

Student Enrollment by Grade Level (School Year 2016-17)

Grade Level	Number of Students
Grade 6	154
Grade 7	120
Grade 8	142
Total Enrollment	416



Last updated: 1/30/2018

Student Enrollment by Student Group (School Year 2016-17)

Student Group	Percent of Total Enrollment
Black or African American	0.5 %
American Indian or Alaska Native	0.5 %
Asian	0.7 %
Filipino	0.2 %
Hispanic or Latino	78.6 %
Native Hawaiian or Pacific Islander	0.5 %
White	16.1 %
Two or More Races	1.2 %
Other	1.7 %
Student Group (Other)	Percent of Total Enrollment
Socioeconomically Disadvantaged	82.0 %
English Learners	29.1 %
Students with Disabilities	18.0 %
Foster Youth	0.7 %

Last updated: 1/23/2018

A. Conditions of Learning


State Priority: Basic

The SARC provides the following information relevant to the State priority: Basic (Priority 1):

- Degree to which teachers are appropriately assigned and fully credentialed in the subject area and for the pupils they are teaching;
- Pupils have access to standards-aligned instructional materials; and
- School facilities are maintained in good repair

Teacher Credentials


Teachers	School			District
	2015-16	2016-17	2017-18	2017-18
With Full Credential	18	17	16	77
Without Full Credential	1	3	4	14
Teachers Teaching Outside Subject Area of Competence (with full credential)				



Last updated: 1/23/2018

Teacher Misassignments and Vacant Teacher Positions

Indicator	2015-16	2016-17	2017-18
Misassignments of Teachers of English Learners	0	0	0
Total Teacher Misassignments*	0	0	0
Vacant Teacher Positions	0	0	0



Note: "Misassignments" refers to the number of positions filled by teachers who lack legal authorization to teach that grade level, subject area, student group, etc.

* Total Teacher Misassignments includes the number of Misassignments of Teachers of English Learners.

Quality, Currency, Availability of Textbooks and Instructional Materials (School Year 2017-18)

Year and month in which the data were collected: August 2017

Subject	Textbooks and Instructional Materials/year of Adoption	From Most Recent Adoption?	Percent Students Lacking Own Assigned Copy
Reading/Language Arts	There are enough textbooks/materials for all students. To successfully teach Common Core State Standards, we are using McGraw Hill Study Sync. This program helps GMS teachers deeply connect students' understanding of CCSS with the needed rigor to be successful 21st century learners.	Yes	0.0 %
Mathematics	There are enough for all students. To successfully teach Common Core State Standards, we are using Eureka Math to connect the CCSS frameworks with our targeted instructional approach. This approach helps to ensure that all students are challenged at their appropriate level of rigor, while relentlessly working towards benchmark proficiency in mathematics. Eureka Math Materials were updated in 2016.	Yes	0.0 %
Science	McGraw Hill Science Curriculum adopted in 2006 is still in use at GMS; All students have materials available to them. GMS is currently waiting information regarding the NGSS adoption materials for a science adoption in the near future.	Yes	0.0 %
History-Social Science	Holt Social Studies adopted on 2006 is still in use at GMS and all students have materials available to them. GMS is currently awaiting information on Social Studies adoption materials.	Yes	0.0 %
Foreign Language	NA		0.0 %
Health	NA		0.0 %
Visual and Performing Arts	NA		0.0 %
Science Lab Eqpmt (Grades 9-12)	N/A	N/A	0.0 %

Note: Cells with N/A values do not require data.

Last updated: 1/23/2018

School Facility Conditions and Planned Improvements

Constructed in 2007, Gustine Middle School offers a safe and secure campus for students, staff and visitors. The school is currently comprised of 18 classrooms, four mobile classrooms (one is used for a band classroom, two (2) are used as locker rooms, and the fourth mobile classroom is used as a general classroom) one library, one computer lab, one cafeteria, and administrative building which includes a staff room, a conference room, a nurse's office, a classroom and three offices.

Last updated: 1/23/2018

School Facility Good Repair Status

Year and month of the most recent FIT report: August 2017

System Inspected	Rating	Repair Needed and Action Taken or Planned
Systems: Gas Leaks, Mechanical/HVAC, Sewer	Good	NA
Interior: Interior Surfaces	Good	NA
Cleanliness: Overall Cleanliness, Pest/Vermin Infestation	Good	Clutter in the library storeroom has been removed.
Electrical: Electrical	Good	NA
Restrooms/Fountains: Restrooms, Sinks/Fountains	Good	NA
Safety: Fire Safety, Hazardous Materials	Good	NA
Structural: Structural Damage, Roofs	Good	NA
External: Playground/School Grounds, Windows/Doors/Gates/Fences	Good	NA

Overall Facility Rate

Year and month of the most recent FIT report: August 2017

Overall Rating Exemplary

Last updated: 1/23/2018

B. Pupil Outcomes

State Priority: Pupil Achievement

The SARC provides the following information relevant to the State priority: Pupil Achievement (Priority 4):

- **Statewide assessments** (i.e., California Assessment of Student Performance and Progress [CAASPP] System, which includes the Smarter Balanced Summative Assessments for students in the general education population and the California Alternate Assessments [CAAs] for English language arts/literacy [ELA] and mathematics given in grades three through eight and grade eleven. Only eligible students may participate in the administration of the CAAs. CAAs items are aligned with alternate achievement standards, which are linked with the Common Core State Standards [CCSS] for students with the most significant cognitive disabilities); and
- The percentage of students who have successfully completed courses that satisfy the requirements for entrance to the University of California and the California State University, or career technical education sequences or programs of study.

CAASPP Test Results in ELA and Mathematics for All Students

Grades Three through Eight and Grade Eleven (School Year 2016-17)

Subject	Percentage of Students Meeting or Exceeding the State Standards					
	School		District		State	
	2015-16	2016-17	2015-16	2016-17	2015-16	2016-17
English Language Arts / Literacy (grades 3-8 and 11)	29%	28%	29%	31%	48%	48%
Mathematics (grades 3-8 and 11)	14%	15%	14%	17%	36%	37%

Note: Percentages are not calculated when the number of students tested is ten or less, either because the number of students in this category is too small for statistical accuracy or to protect student privacy.

Last updated: 1/23/2018

CAASPP Test Results in ELA by Student Group**Grades Three through Eight and Grade Eleven (School Year 2016-17)**

Student Group	Total Enrollment	Number Tested	Percent Tested	Percent Met or Exceeded
All Students	427	424	99.30%	27.83%
Male	230	229	99.57%	20.96%
Female	197	195	98.98%	35.90%
Black or African American	--	--	--	--
American Indian or Alaska Native	--	--	--	--
Asian	--	--	--	--
Filipino	--	--	--	--
Hispanic or Latino	341	340	99.71%	24.12%
Native Hawaiian or Pacific Islander	--	--	--	--
White	66	65	98.48%	41.54%
Two or More Races	--	--	--	--
Socioeconomically Disadvantaged	349	346	99.14%	23.70%
English Learners	228	227	99.56%	17.18%
Students with Disabilities	74	74	100.00%	--
Students Receiving Migrant Education Services	12	12	100.00%	16.67%
Foster Youth	--	--	--	--

Note: ELA test results include the Smarter Balanced Summative Assessment and the CAA. The "Percent Met or Exceeded" is calculated by taking the total number of students who met or exceeded the standard on the Smarter Balanced Summative Assessment plus the total number of students who met the standard (i.e., achieved Level 3–Alternate) on the CAAs divided by the total number of students who participated in both assessments.

Note: Double dashes (--) appear in the table when the number of students is ten or less, either because the number of students in this category is too small for statistical accuracy or to protect student privacy.

Note: The number of students tested includes all students who participated in the test whether they received a score or not; however, the number of students tested is not the number that was used to calculate the achievement level percentages. The achievement level percentages are calculated using only students who received scores.

Last updated: 1/23/2018

CAASPP Test Results in Mathematics by Student Group**Grades Three through Eight and Grade Eleven (School Year 2016-17)**

Student Group	Total Enrollment	Number Tested	Percent Tested	Percent Met or Exceeded
All Students	427	425	99.53%	14.59%
Male	230	229	99.57%	14.85%
Female	197	196	99.49%	14.29%
Black or African American	--	--	--	--
American Indian or Alaska Native	--	--	--	--
Asian	--	--	--	--
Filipino	--	--	--	--
Hispanic or Latino	341	341	100.00%	13.49%
Native Hawaiian or Pacific Islander	--	--	--	--
White	66	65	98.48%	23.08%
Two or More Races	--	--	--	--
Socioeconomically Disadvantaged	349	347	99.43%	12.39%
English Learners	228	228	100.00%	--
Students with Disabilities	74	74	100.00%	--
Students Receiving Migrant Education Services	12	12	100.00%	--
Foster Youth	--	--	--	--

Note: Mathematics test results include the Smarter Balanced Summative Assessment and the CAA. The "Percent Met or Exceeded" is calculated by taking the total number of students who met or exceeded the standard on the Smarter Balanced Summative Assessment plus the total number of students who met the standard (i.e., achieved Level 3–Alternate) on the CAAs divided by the total number of students who participated in both assessments.

Note: Double dashes (--) appear in the table when the number of students is ten or less, either because the number of students in this category is too small for statistical accuracy or to protect student privacy.

Note: The number of students tested includes all students who participated in the test whether they received a score or not; however, the number of students tested is not the number that was used to calculate the achievement level percentages. The achievement level percentages are calculated using only students who received scores.

Last updated: 1/23/2018

CAASPP Test Results in Science for All Students**Grades Five, Eight and Ten**

Subject	Percentage of Students Scoring at Proficient or Advanced					
	School		District		State	
	2014-15	2015-16	2014-15	2015-16	2014-15	2015-16
Science (grades 5, 8, and 10)	81.0%	74.0%	54.0%	53.0%	56%	54%

Note: Science test results include California Standards Tests (CSTs), California Modified Assessment (CMA), and California Alternate Performance Assessment (CAPA) in grades five, eight, and ten.

Note: Scores are not shown when the number of students tested is ten or less, either because the number of students in this category is too small for statistical accuracy or to protect student privacy.

Note: The 2016-17 data are not available. The California Department of Education is developing a new science assessment based on the Next Generation Science Standards for California Public Schools (CA NGSS). The new California Science Test (CAST) was piloted in spring 2017. The CST and CMA for Science will no longer be administered.

Last updated: 1/23/2018

Career Technical Education Programs (School Year 2016-17)

NA

Last updated: 1/23/2018

Career Technical Education Participation (School Year 2016-17)

Measure	CTE Program Participation
Number of Pupils Participating in CTE	0
Percent of Pupils Completing a CTE Program and Earning a High School Diploma	0.0%
Percent of CTE Courses Sequenced or Articulated Between the School and Institutions of Postsecondary Education	0.0%

Last updated: 1/23/2018

Courses for University of California (UC) and/or California State University (CSU) Admission

UC/CSU Course Measure	Percent
2016-17 Pupils Enrolled in Courses Required for UC/CSU Admission	0.0%
2015-16 Graduates Who Completed All Courses Required for UC/CSU Admission	0.0%

State Priority: Other Pupil Outcomes

The SARC provides the following information relevant to the State priority: Other Pupil Outcomes (Priority 8):

- Pupil outcomes in the subject area of physical education

California Physical Fitness Test Results (School Year 2016-17)

Grade Level	Percentage of Students Meeting Fitness Standards		
	Four of Six Fitness Standards	Five of Six Fitness Standards	Six of Six Fitness Standards
7	23.5%	20.9%	34.8%

Note: Percentages are not calculated when the number of students tested is ten or less, either because the number of students in this category is too small for statistical accuracy or to protect student privacy.

Last updated: 1/23/2018

C. Engagement

State Priority: Parental Involvement

The SARC provides the following information relevant to the State priority: Parental Involvement (Priority 3):

- Efforts the school district makes to seek parent input in making decisions for the school district and each schoolsite

Opportunities for Parental Involvement (School Year 2017-18)

Gustine Middle School encourages parents to become involved with school activities. Parent's Club, School Site Council, and English Learners Advisory Committee are some of the ways in which parents can stay informed. In order to help keep our parents informed of their child's progress, we now have our student's grades available online. Our "Aeries Communication" communication program, is used to send out messages by phone and email to all of our parents. The scope of these communications include working to inform inform parents, guardians, and community members of upcoming important dates and activities. Additionally, I send a monthly newsletter to parents, and make sure that our website is updated regularly to ensure that information is available and accurate. GMS is committed to continually improving and refining our strategies to encourage parents/guardians in becoming and remaining active stakeholders for each of our students.

State Priority: Pupil Engagement

Last updated: 1/23/2018

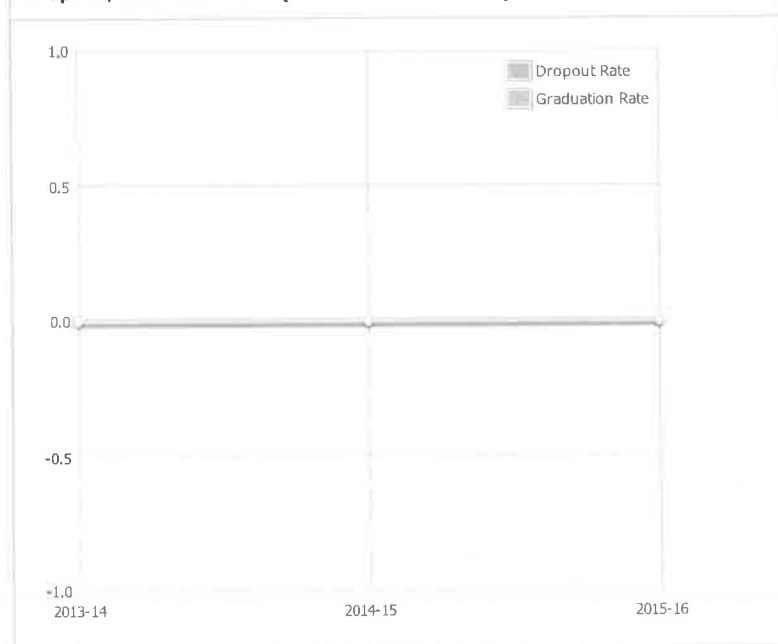
The SARC provides the following information relevant to the State priority: Pupil Engagement (Priority 5):

- High school dropout rates; and
- High school graduation rates

Dropout Rate and Graduation Rate (Four-Year Cohort Rate)

Indicator	School			District			State		
	2013-14	2014-15	2015-16	2013-14	2014-15	2015-16	2013-14	2014-15	2015-16
Dropout Rate	0.0%	0.0%	0.0%	0.0%	0.0%	0.0%	11.5%	10.7%	9.7%
Graduation Rate	0.0%	0.0%	0.0%	84.8%	97.0%	93.8%	81.0%	82.3%	83.8%

Dropout/Graduation Rate (Four-Year Cohort Rate) Chart



Completion of High School Graduation Requirements - Graduating Class of 2016**(One-Year Rate)**

Student Group	School	District	State
All Students	--	99.3%	87.1%
Black or African American	--	100.0%	79.2%
American Indian or Alaska Native	--	0.0%	80.2%
Asian	--	100.0%	94.4%
Filipino	--	100.0%	93.8%
Hispanic or Latino	--	98.1%	84.6%
Native Hawaiian or Pacific Islander	--	100.0%	86.6%
White	--	100.0%	91.0%
Two or More Races	--	0.0%	90.6%
Socioeconomically Disadvantaged	--	100.0%	85.5%
English Learners	--	78.6%	55.4%
Students with Disabilities	--	90.9%	63.9%
Foster Youth	--	--	--

State Priority: School Climate

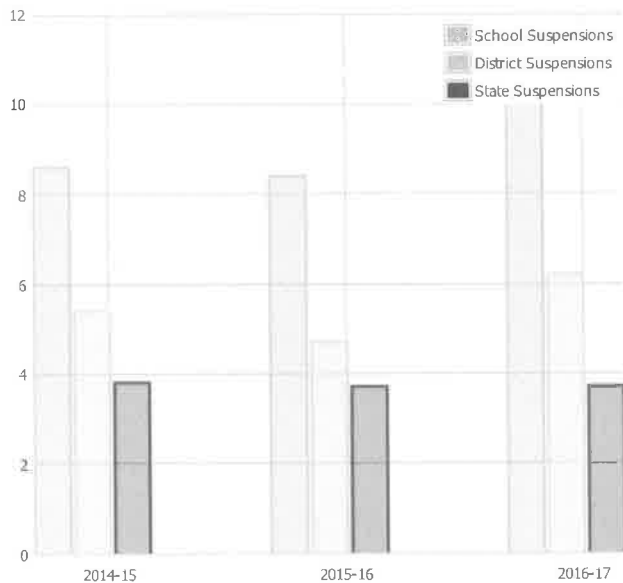
The SARC provides the following information relevant to the State priority: School Climate (Priority 6):

- Pupil suspension rates;
- Pupil expulsion rates; and
- Other local measures on the sense of safety

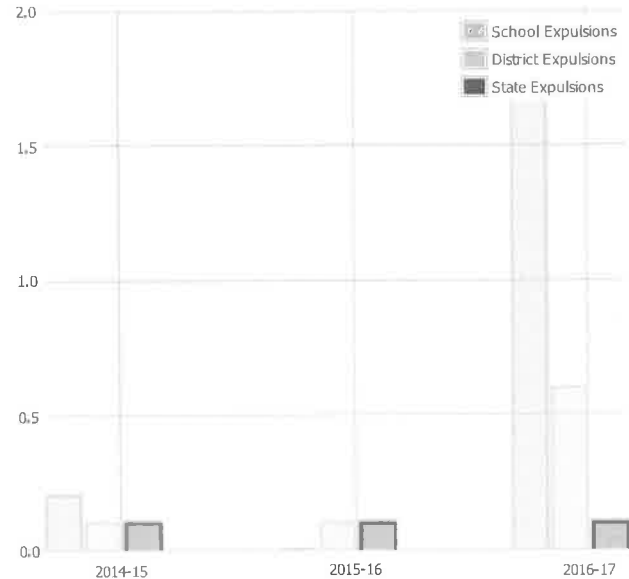
Suspensions and Expulsions

Rate	School			District			State		
	2014-15	2015-16	2016-17	2014-15	2015-16	2016-17	2014-15	2015-16	2016-17
Suspensions	8.6%	8.4%	10.9%	5.4%	4.7%	6.2%	3.8%	3.7%	3.7%
Expulsions	0.2%	0.0%	1.8%	0.1%	0.1%	0.6%	0.1%	0.1%	0.1%

Suspensions



Expulsions



Last updated: 1/23/2018

School Safety Plan (School Year 2017-18)

At Gustine Middle School, our primary goal is ensure all students' success. We accomplish this goal in part by providing and maintaining a safe and orderly school environment. Our teachers and students receive recurrent training on school safety planning and procedures throughout the school year. Gustine Middle School teachers participate in a variety of professional development activities, including table-top disaster preparedness discussions, incident command system (ICS) discussions, and crisis response activities. Further, the students and staff at Gustine Middle School participate in monthly emergency preparedness drills (including fire, earthquake, and lock-down drills), that are both scheduled and unscheduled.

The GMS campus is a closed campus during business hours. Visitors are required to check-in with the office staff and sign in when on campus for school business. GMS employs two campus supervisors whose primary responsibility is to help with student safety and supervision. Additionally, teachers, classified aides, the school counselor the vice principal, and the school principal also assist with campus supervision--during arrival to school, dismissal from school, and during morning and lunch breaks. Student discipline is a progressive process, and at GMS we are committed to handling issues related to students' behavior at the lowest levels possible. Further, we constantly strive to correct undesired behaviors. Thus, whenever appropriate, this means of corrective action is done either in lieu of or in partnership with assigning disciplinary consequences.

When coming to school along with dismissal, students at GMS either are bussed in and out of school, or are driven by parents. Students are not allowed to walk to and from school as an issue of facilities safety. GMS' geographic location is along a Merced County highway, and there are no sidewalks, or crossing guards. When necessary, GMS utilizes its ongoing partnership with the Gustine Police Department for traffic patrol in order to minimize the likelihood of vehicle collision or injury.

D. Other SARC Information

The information in this section is required to be in the SARC but is not included in the state priorities for LCFF.

Federal Intervention Program (School Year 2017-18)

Indicator	School	District
Program Improvement Status	In PI	In PI
First Year of Program Improvement	2007-2008	2011-2012
Year in Program Improvement	Year 5	Year 3
Number of Schools Currently in Program Improvement	N/A	3
Percent of Schools Currently in Program Improvement	N/A	100.0%

Last updated: 1/23/2018

Average Class Size and Class Size Distribution (Elementary)

Grade Level	2014-15				2015-16				2016-17			
	Average Class Size	Number of Classes *			Average Class Size	Number of Classes *			Average Class Size	Number of Classes *		
		1-20	21-32	33+		1-20	21-32	33+		1-20	21-32	33+
K	0.0	0	0	0	0.0	0	0	0	0.0	0	0	0
1	0.0	0	0	0	0.0	0	0	0	0.0	0	0	0
2	0.0	0	0	0	0.0	0	0	0	0.0	0	0	0
3	0.0	0	0	0	0.0	0	0	0	0.0	0	0	0
4	0.0	0	0	0	0.0	0	0	0	0.0	0	0	0
5	0.0	0	0	0	0.0	0	0	0	0.0	0	0	0
6	27.0	2	27	1	20.0	11	16	0	21.0	12	16	1
Other	0.0	0	0	0	0.0	0	0	0	0.0	0	0	0

* Number of classes indicates how many classes fall into each size category (a range of total students per class).

Last updated: 1/23/2018

Average Class Size and Class Size Distribution (Secondary)

Subject	2014-15				2015-16				2016-17			
	Average Class Size	Number of Classes *			Average Class Size	Number of Classes *			Average Class Size	Number of Classes *		
		1-22	23-32	33+		1-22	23-32	33+		1-22	23-32	33+
English	24.0	2	11	0	14.0	26	6	0	13.0	21	6	0
Mathematics	24.0	4	9	0	25.0	6	14	1	21.0	6	7	0
Science	24.0	3	10	0	29.0	0	10	0	23.0	4	7	0
Social Science	24.0	4	9	0	29.0	1	9	0	25.0	2	8	0

* Number of classes indicates how many classrooms fall into each size category (a range of total students per classroom). At the secondary school level, this information is reported by subject area rather than grade level.

Last updated: 1/23/2018

Academic Counselors and Other Support Staff (School Year 2016-17)

Title	Number of FTE* Assigned to School	Average Number of Students per Academic Counselor
Academic Counselor		
Counselor (Social/Behavioral or Career Development)		N/A
Library Media Teacher (Librarian)		N/A
Library Media Services Staff (Paraprofessional)		N/A
Psychologist		N/A
Social Worker		N/A
Nurse		N/A
Speech/Language/Hearing Specialist		N/A
Resource Specialist (non-teaching)		N/A
Other		N/A

Note: Cells with N/A values do not require data.

*One Full Time Equivalent (FTE) equals one staff member working full time; one FTE could also represent two staff members who each work 50 percent of full time.

Last updated: 1/23/2018

Expenditures Per Pupil and School Site Teacher Salaries (Fiscal Year 2015-16)

Level	Total Expenditures Per Pupil	Expenditures Per Pupil (Restricted)	Expenditures Per Pupil (Unrestricted)	Average Teacher Salary
School Site	\$6319.3	\$1269.4	\$5049.9	\$61565.6
District	N/A	N/A	\$6370.0	\$63974.8
Percent Difference – School Site and District	N/A	N/A	-23.1%	-3.8%
State	N/A	N/A	\$6574.0	\$69649.0
Percent Difference – School Site and State	N/A	N/A	-26.2%	-12.3%

Note: Cells with N/A values do not require data.

Last updated: 1/23/2018

Types of Services Funded (Fiscal Year 2016-17)

Gustine Middle School receives funding from several sources, including Title I, Lottery, LCFF, and Title III. These funds are used to support student achievement through the use of an Library Clerk, instructional aides, and supplies/materials for programs and targeted groups students. Programs for English Learners are supported with state adopted materials, specialized technology, personnel and training.

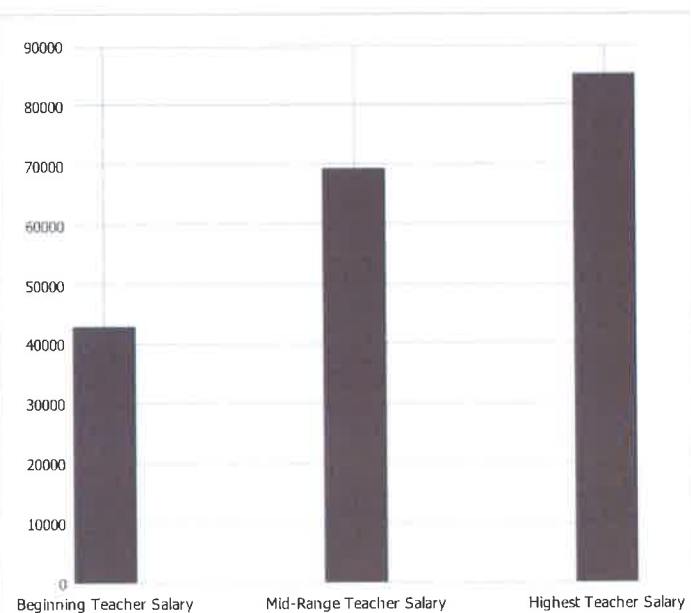
Last updated: 1/23/2018

Teacher and Administrative Salaries (Fiscal Year 2015-16)

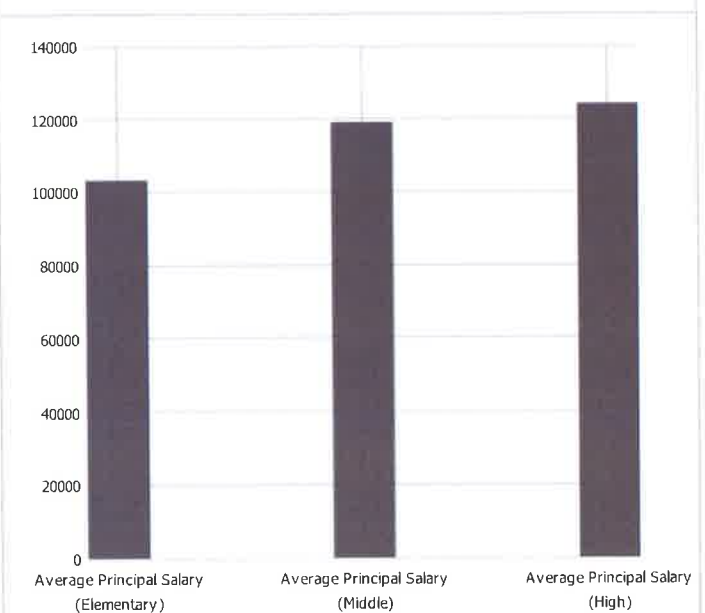
Category	District Amount	State Average For Districts In Same Category
Beginning Teacher Salary	\$42,957	\$44,144
Mid-Range Teacher Salary	\$69,363	\$69,119
Highest Teacher Salary	\$85,197	\$86,005
Average Principal Salary (Elementary)	\$103,267	\$106,785
Average Principal Salary (Middle)	\$119,062	\$111,569
Average Principal Salary (High)	\$123,942	\$121,395
Superintendent Salary	\$145,790	\$178,104
Percent of Budget for Teacher Salaries	34.0%	34.0%
Percent of Budget for Administrative Salaries	7.0%	6.0%

For detailed information on salaries, see the CDE Certificated Salaries & Benefits Web page at <http://www.cde.ca.gov/ds/fd/csl/>.

Teacher Salary Chart



Principal Salary Chart



Last updated: 1/23/2018

Advanced Placement (AP) Courses (School Year 2016-17)

Subject	Number of AP Courses Offered*	Percent of Students In AP Courses
Computer Science	0	N/A
English	0	N/A
Fine and Performing Arts	0	N/A
Foreign Language	0	N/A
Mathematics	0	N/A
Science	0	N/A
Social Science	0	N/A
All Courses	0	0.0%

Note: Cells with N/A values do not require data.

*Where there are student course enrollments of at least one student.

Last updated: 1/23/2018

Professional Development

The Gustine Unified School District provides time and resources for collaboration, planning and professional development for all staff. GMS, as well as GUSD at large are an Art and Science of Teaching district. Further, in order to ensure that all students are achieving to the best of one's individual abilities GMS functions within the capacity of the Professional Learning Community framework. Thus, the scope of our professional development surrounds equipping teachers and support personnel to best meet the ongoing instructional, social, behavioral, and emotional needs of each student within the capacity of a PLC.

Additionally, given GMS' relatively large English Learner population, we too focus many of our professional development efforts onto helping our EL students master the conventions of the English language as quickly as possible. Working in a partnership with the Merced County Office of Education we have provided teachers with intentional professional development training that both offers strategies for general education teachers to meet the language needs of EL students in an integrated capacity, and targeted professional development training for teachers of EL students during their designated support period, in order to assist them in working towards reclassification as fluent English proficient students.

For detailed information on salaries, see the CDE Certificated Salaries & Benefits Web page at <http://www.cde.ca.gov/ds/fd/cs/>.

NOTE:

Gustine Middle 2016-2017 School Accountability Report Card

1/

Last updated: 1/23/2018

Gustine High

California Department of Education School Accountability Report Card Reported Using Data from the 2016-17 School Year

By February 1 of each year, every school in California is required by state law to publish a School Accountability Report Card (SARC). The SARC contains information about the condition and performance of each California public school. Under the Local Control Funding Formula (LCFF) all local educational agencies (LEAs) are required to prepare a Local Control and Accountability Plan (LCAP), which describes how they intend to meet annual school-specific goals for all pupils, with specific activities to address state and local priorities. Additionally, data reported in an LCAP is to be consistent with data reported in the SARC.


- For more information about SARC requirements, see the California Department of Education (CDE) SARC Web page at <http://www.cde.ca.gov/ta/ac/sa/>.
- For more information about the LCFF or LCAP, see the CDE LCFF Web page at <http://www.cde.ca.gov/fq/aa/lc/>.
- For additional information about the school, parents/guardians and community members should contact the school principal or the district office.

DataQuest

DataQuest is an online data tool located on the [CDE DataQuest Web page](#) that contains additional information about this school and comparisons of the school to the district and the county. Specifically, DataQuest is a dynamic system that provides reports for accountability (e.g., test data, enrollment, high school graduates, dropouts, course enrollments, staffing, and data regarding English learners).

Internet Access

Internet access is available at public libraries and other locations that are publicly accessible (e.g., the California State Library). Access to the Internet at libraries and public locations is generally provided on a first-come, first-served basis. Other use restrictions may include the hours of operation, the length of time that a workstation may be used (depending on availability), the types of software programs available on a workstation, and the ability to print documents.



Dr. John Petrone, Principal

Principal, Gustine High

About Our School

2017-2018 School Year:

As I continue in my 14th year at Gustine High School, as a teacher, then as an administrator, I have been able to participate in many transitions and changes during my tenure.

While Gustine High School is proud of its past, it embraces the future. We continue the difficult work on our pedagogical/curricular reform movements. To remind our stakeholders, these efforts include the late Richard DuFour's Professional Learning Communities (PLC's), and Robert Marzano's Art and Science of Teaching's powerful first instruction.

Gustine High School's FFA and AVID programs continue to be arguably two of the best in California, and are fantastic reflections of our community's values.

Gustine High School is also currently in the process of undergoing multiple physical changes thanks to the citizens of Gustine voting for the passage of Measure "P" bond construction measure. Our new boys and girls locker rooms are the first of these physical changes to be completed.

Last but not least, as always Gustine High School's school spirit is evident throughout our campus. We are proud to have a vibrant Associated Student Body, and programs like Red Zone, Renaissance, and Link Crew reflecting the positive nature of our climate and culture which is evident all over campus.

Our commitment to improving student outcomes is relentless, and our caring teachers and staff reflect that commitment every day.

I am proud to be the principal of Gustine High School, Go Reds!

All the best,

Dr. John Peter Petrone

Contact

*Gustine High
501 North Ave.
Gustine, CA 95322-1116*

*Phone: 209-854-6414
E-mail: jpetrone@gustineusd.org*

About This School

Contact Information (School Year 2017-18)

District Contact Information (School Year 2017-18)		School Contact Information (School Year 2017-18)	
District Name	Gustine Unified School District	School Name	Gustine High
Phone Number	(209) 854-3784	Street	501 North Ave.
Superintendent	William Barr	City, State, Zip	Gustine, Ca, 95322-1116
E-mail Address	wbarr@gustineusd.org	Phone Number	209-854-6414
Web Site	www.gustineusd.org	Principal	Dr. John Petrone, Principal
		E-mail Address	jpetrone@gustineusd.org
		Web Site	www.gustineusd.org
		County-District-School (CDS) Code	24736192431807

Last updated: 1/17/2018

School Description and Mission Statement (School Year 2017-18)

School Description and Mission Statement (School Year 2017-18):

Established in 1913, Gustine High School (GHS) is a part of the Gustine Unified School District (GUSD), and the single comprehensive high school serving students in grades 9-12. This fully WASC (Western Association of Schools and Colleges) accredited high school is located in the City of Gustine, at the northwestern portion of Merced County, approximately 35 miles from Merced, on the western side of the San Joaquin Valley. The 224 square mile district serves a high school student population as of 2016, 606 students in grades 9 through 12.

Farming and dairy-related industries are the principle agricultural activities located in one of the most fertile agricultural regions of the world. Significant walnut, almond, wheat, hay, alfalfa, bean, and tomato crops contribute to the agricultural base. Many of our student's relatives are GHS alumni. Several members of the faculty and staff are also graduates of GHS. The Santa Nella area, which is also part of the Gustine Unified School District, is a major trucking and motoring stop along US Interstate 5.

Gustine area residents (population 5,611*) pride themselves in their community. Median household income between 2007-2011 was reported at \$45,639*. Ethnic composition in 2010 was reported at 50.2% Hispanic*, 45.6% white non-Hispanic*, and 4.2

%* other ethnicity. 64.0%* of the adult population reported having a high school education or less. *Source U.S. Census Bureau

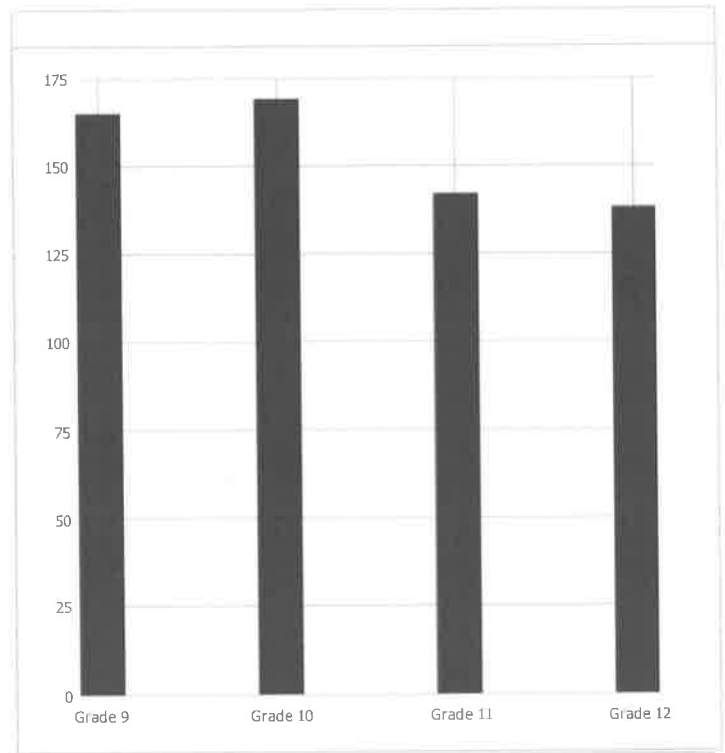
Gustine High School parents and community provide valuable leadership by serving on our School Site Council through which we establish school-wide goals, examine student results, and provide input to the GUSD Local Control Accountability Plan (LCAP). Parents and community members also serve on various Strategic Plan committees and the GHS English Learner Advisory Committee (ELAC). The mission of GHS and the GUSD can be succinctly summed up in our District Motto: "Preparing Students for the Future....Today". It is our responsibility to provide a rich, challenging, and supportive atmosphere in which all students are motivated to learn with instruction appropriate to their needs. Our mission is best illustrated by what we desire all students to know, understand, and do upon graduation. The expected school-wide learning results are:

- * Upon graduation, every student will possess the ability to collaborate in teams.
- * Upon graduation, every student will possess the ability to effectively communicate both verbally and in writing to a variety of audiences.
- * Upon Graduation every student will possess the ability to think critically and solve problems.
- * Upon graduation, every student will possess the ability to take initiative, create, have a strong work ethic, and self manage..
- * Upon graduation, every student will possess the ability to use technological and other resources to access and analyze information.

Last updated: 1/17/2018

Student Enrollment by Grade Level (School Year 2016-17)

Grade Level	Number of Students
Grade 9	165
Grade 10	169
Grade 11	142
Grade 12	138
Total Enrollment	614



Last updated: 1/17/2018

Student Enrollment by Student Group (School Year 2016-17)

Student Group	Percent of Total Enrollment
Black or African American	1.0 %
American Indian or Alaska Native	0.2 %
Asian	1.1 %
Filipino	1.1 %
Hispanic or Latino	74.9 %
Native Hawaiian or Pacific Islander	0.2 %
White	20.7 %
Two or More Races	0.7 %
Other	0.1 %
Student Group (Other)	Percent of Total Enrollment
Socioeconomically Disadvantaged	72.1 %
English Learners	15.3 %
Students with Disabilities	9.6 %
Foster Youth	0.2 %

Last updated: 1/31/2018

A. Conditions of Learning

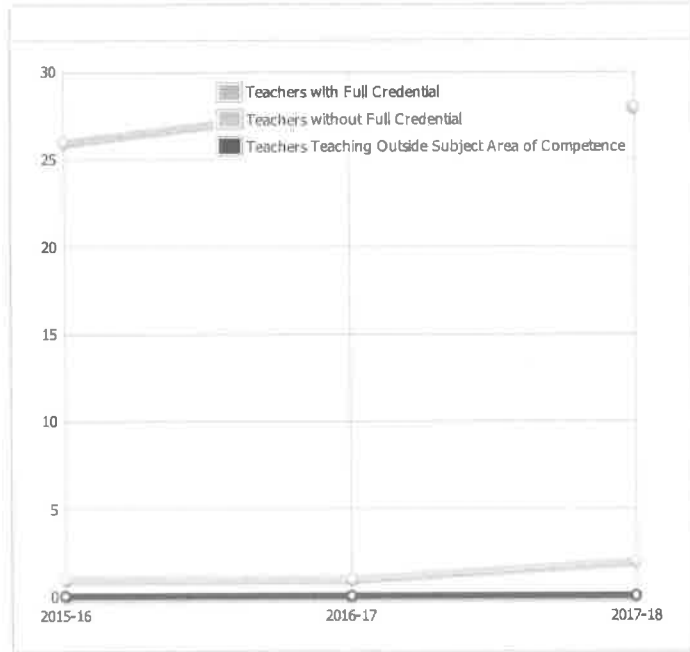
State Priority: Basic

The SARC provides the following information relevant to the State priority: Basic (Priority 1):

- Degree to which teachers are appropriately assigned and fully credentialed in the subject area and for the pupils they are teaching;
- Pupils have access to standards-aligned instructional materials; and
- School facilities are maintained in good repair

Teacher Credentials

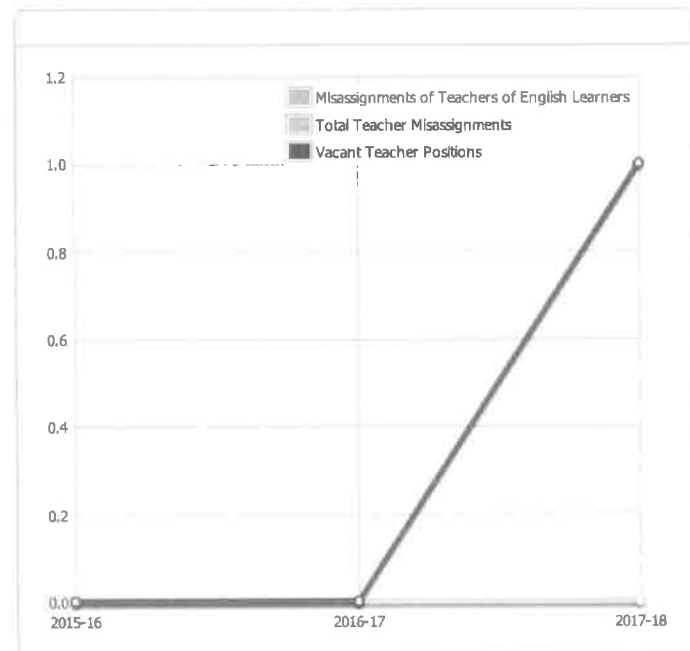
Teachers	School		District	
	2015-16	2016-17	2017-18	2017-18
With Full Credential	26	28	28	77
Without Full Credential	1	1	2	14
Teachers Teaching Outside Subject Area of Competence (with full credential)	0	0	0	0



Last updated: 1/31/2018

Teacher Misassignments and Vacant Teacher Positions

Indicator	2015-16	2016-17	2017-18
Misassignments of Teachers of English Learners	0	0	0
Total Teacher Misassignments*	0	0	0
Vacant Teacher Positions	0	0	1



Note: "Misassignments" refers to the number of positions filled by teachers who lack legal authorization to teach that grade level, subject area, student group, etc.

* Total Teacher Misassignments includes the number of Misassignments of Teachers of English Learners.

Quality, Currency, Availability of Textbooks and Instructional Materials (School Year 2017-18)

Year and month in which the data were collected: January 2018

Subject	Textbooks and Instructional Materials/year of Adoption	From Most Recent Adoption?	Percent Students Lacking Own Assigned Copy
Reading/Language Arts	<i>The Language of Literature</i> - McDougall Littell <i>British Literature</i> - Holt McDougal <i>Everything's an Argument with Readings</i> - Bedford/St. Martin's	No	0.0 %
Mathematics	<i>California Algebra I</i> - Prentice Hall <i>Geometry</i> - Prentice Hall <i>Prentice Hall Mathematics</i> - Prentice Hall <i>Pre-Calculus with Limits: A Graphing Approach</i> - Houghton Mifflin <i>Single Variable Calculus</i> - Cengage Learning <i>Practice of Statistics</i> - Starnes, Yates, and Moore <i>California Integrated Mathematics</i> - Houghton Mifflin	No	0.0 %
Science	<i>Science Spectrum</i> - Holt <i>Biology</i> - Holt <i>Essentials of Anatomy and Physiology</i> - Pearson <i>World of Chemistry</i> - McDougal Littell <i>Chemistry</i> - Houghton Mifflin <i>Physics Principles and Problems</i> - Glencoe/McGraw Hill	No	0.0 %
History-Social Science	<i>Modern World History: Patterns of Interaction</i> - McDougal Littell <i>Ways of the World: A Global History</i> <i>The Americans: Reconstruction to the 21st Century</i> - McDougal Littell <i>The American Pageant</i> - Houghton Mifflin <i>Economics</i> - Holt <i>Government</i> - Holt <i>Government By the People</i> - Pearson-Prentice Hall	No	0.0 %
Foreign Language	<i>Así se dice!</i> - Glencoe/McGraw Hill <i>Así se dice! Level 2</i> - Glencoe/McGraw Hill <i>Abriendo Paso - Gramática</i> - Pearson/Prentice Hall <i>Abriendo Puertas antología de literatura Tomo I</i> - McDougal Littell <i>Abriendo Puertas antología de literatura Tomo II</i> - McDougal Littell <i>Abriendo puertas ampliando perspectivas</i> - McDougal Littell	No	0.0 %
Health	<i>Glencoe Health</i> / Glencoe	No	0.0 %

Science Lab Eqpmt (Grades 9-12)	N/A	N/A	0.0 %
---------------------------------	-----	-----	-------

Note: Cells with N/A values do not require data.

Last updated: 1/31/2018

School Facility Conditions and Planned Improvements

2017-2018 FIT Results:

Total Areas Evaluated: 29

Category Totals in Good Repair:

Systems: 98.85%

Interior: 58.62%

Cleanliness: 100%

Electrical: 82.76%

Restrooms/Fountains: 94.83%

Safety: 94.83%

Structural: 100%

External: 96.5%

Overall Rating: 90.80 %

Last updated: 1/31/2018

School Facility Good Repair Status

Year and month of the most recent FIT report: August 2017

System Inspected	Rating	Repair Needed and Action Taken or Planned
Systems: Gas Leaks, Mechanical/HVAC, Sewer	Good	See 2017 FIT
Interior: Interior Surfaces	Poor	See 2017 FIT
Cleanliness: Overall Cleanliness, Pest/Vermin Infestation	Good	See 2017 FIT
Electrical: Electrical	Fair	See 2017 FIT
Restrooms/Fountains: Restrooms, Sinks/Fountains	Good	See 2017 FIT
Safety: Fire Safety, Hazardous Materials	Good	See 2017 FIT

External: Playground/School Grounds,
Windows/Doors/Gates/Fences

Good

See 2017 FIT

Overall Facility Rate

Year and month of the most recent FIT report: August 2017

Overall Rating

Good

Last updated: 1/31/2018

B. Pupil Outcomes

State Priority: Pupil Achievement

The SARC provides the following information relevant to the State priority: Pupil Achievement (Priority 4):

- **Statewide assessments** (i.e., California Assessment of Student Performance and Progress [CAASPP] System, which includes the Smarter Balanced Summative Assessments for students in the general education population and the California Alternate Assessments [CAAs] for English language arts/literacy [ELA] and mathematics given in grades three through eight and grade eleven. Only eligible students may participate in the administration of the CAAs. CAAs items are aligned with alternate achievement standards, which are linked with the Common Core State Standards [CCSS] for students with the most significant cognitive disabilities); and
- The percentage of students who have successfully completed courses that satisfy the requirements for entrance to the University of California and the California State University, or career technical education sequences or programs of study.

CAASPP Test Results in ELA and Mathematics for All Students

Grades Three through Eight and Grade Eleven (School Year 2016-17)

Subject	Percentage of Students Meeting or Exceeding the State Standards					
	School		District		State	
	2015-16	2016-17	2015-16	2016-17	2015-16	2016-17
English Language Arts / Literacy (grades 3-8 and 11)	57%	60%	29%	31%	48%	48%
Mathematics (grades 3-8 and 11)	23%	25%	14%	17%	36%	37%

Note: Percentages are not calculated when the number of students tested is ten or less, either because the number of students in this category is too small for statistical accuracy or to protect student privacy.

Last updated: 1/31/2018

CAASPP Test Results in ELA by Student Group**Grades Three through Eight and Grade Eleven (School Year 2016-17)**

Student Group	Total Enrollment	Number Tested	Percent Tested	Percent Met or Exceeded
All Students	141	140	99.29%	59.71%
Male	68	68	100.00%	52.24%
Female	73	72	98.63%	66.67%
Black or African American	--	--	--	--
American Indian or Alaska Native	--	--	--	--
Asian	--	--	--	--
Filipino	--	--	--	--
Hispanic or Latino	99	98	98.99%	57.73%
Native Hawaiian or Pacific Islander	--	--	--	--
White	37	37	100.00%	67.57%
Two or More Races	--	--	--	--
Socioeconomically Disadvantaged	93	92	98.92%	56.04%
English Learners	30	29	96.67%	21.43%
Students with Disabilities	12	--	91.67%	--
Students Receiving Migrant Education Services	--	--	--	--
Foster Youth	--	--	--	--

Note: ELA test results include the Smarter Balanced Summative Assessment and the CAA. The "Percent Met or Exceeded" is calculated by taking the total number of students who met or exceeded the standard on the Smarter Balanced Summative Assessment plus the total number of students who met the standard (i.e., achieved Level 3–Alternate) on the CAAs divided by the total number of students who participated in both assessments.

Note: Double dashes (--) appear in the table when the number of students is ten or less, either because the number of students in this category is too small for statistical accuracy or to protect student privacy.

Note: The number of students tested includes all students who participated in the test whether they received a score or not; however, the number of students tested is not the number that was used to calculate the achievement level percentages. The achievement level percentages are calculated using only students who received scores.

Last updated: 1/31/2018

CAASPP Test Results in Mathematics by Student Group**Grades Three through Eight and Grade Eleven (School Year 2016-17)**

Student Group	Total Enrollment	Number Tested	Percent Tested	Percent Met or Exceeded
All Students	141	139	98.58%	25.18%
Male	68	67	98.53%	26.87%
Female	73	72	98.63%	23.61%
Black or African American	--	--	--	--
American Indian or Alaska Native	--	--	--	--
Asian	--	--	--	--
Filipino	--	--	--	--
Hispanic or Latino	99	97	97.98%	21.65%
Native Hawaiian or Pacific Islander	--	--	--	--
White	37	37	100.00%	32.43%
Two or More Races	--	--	--	--
Socioeconomically Disadvantaged	93	91	97.85%	19.78%
English Learners	30	28	93.33%	--
Students with Disabilities	12	--	83.33%	--
Students Receiving Migrant Education Services	--	--	--	--
Foster Youth	--	--	--	--

Note: Mathematics test results include the Smarter Balanced Summative Assessment and the CAA. The "Percent Met or Exceeded" is calculated by taking the total number of students who met or exceeded the standard on the Smarter Balanced Summative Assessment plus the total number of students who met the standard (i.e., achieved Level 3–Alternate) on the CAAs divided by the total number of students who participated in both assessments.

Note: Double dashes (--) appear in the table when the number of students is ten or less, either because the number of students in this category is too small for statistical accuracy or to protect student privacy.

Note: The number of students tested includes all students who participated in the test whether they received a score or not; however, the number of students tested is not the number that was used to calculate the achievement level percentages. The achievement level percentages are calculated using only students who received scores.

Last updated: 1/31/2018

CAASPP Test Results in Science for All Students

Grades Five, Eight and Ten

Subject	Percentage of Students Scoring at Proficient or Advanced					
	School		District		State	
	2014-15	2015-16	2014-15	2015-16	2014-15	2015-16
Science (grades 5, 8, and 10)	38.0%	61.0%	54.0%	53.0%	56%	54%

Note: Science test results include California Standards Tests (CSTs), California Modified Assessment (CMA), and California Alternate Performance Assessment (CAPA) in grades five, eight, and ten.

Note: Scores are not shown when the number of students tested is ten or less, either because the number of students in this category is too small for statistical accuracy or to protect student privacy.

Note: The 2016-17 data are not available. The California Department of Education is developing a new science assessment based on the Next Generation Science Standards for California Public Schools (CA NGSS). The new California Science Test (CAST) was piloted in spring 2017. The CST and CMA for Science will no longer be administered.

Last updated: 1/31/2018

Career Technical Education Programs (School Year 2016-17)

Ag Advisory Committee

Jaime Farao	Retired College Ag Instructor	Merced College
Melvin Alamo	Retired Dairyman	Valley Holsteins
Robert Borba	Almond Buyer	Mintum Nut Company
Frank Azevedo	Farmer/Dairyman	Azevedo Dairy
Dr. Cathy Wallace	Veterinarian	Los Banos Vet Clinic
Richard Bell	Ag Appraiser	Yosemite Farm Credit
Stephen Moitozo	Ag Banker	American Ag Credit
Rob Alamo	Nut/Fruit Tree Salesman	Dave's Nursery
Mark Woods	Owner	Wood's Transplant

Workability for Special Education students

Last updated: 1/31/2018

Career Technical Education Participation (School Year 2016-17)

Measure	CTE Program Participation
Number of Pupils Participating in CTE	281
Percent of Pupils Completing a CTE Program and Earning a High School Diploma	7.0%
Percent of CTE Courses Sequenced or Articulated Between the School and Institutions of Postsecondary Education	30.0%

Last updated: 1/31/2018

Courses for University of California (UC) and/or California State University (CSU) Admission

UC/CSU Course Measure	Percent
2016-17 Pupils Enrolled in Courses Required for UC/CSU Admission	99.8%
2015-16 Graduates Who Completed All Courses Required for UC/CSU Admission	45.4%

State Priority: Other Pupil Outcomes

The SARC provides the following information relevant to the State priority: Other Pupil Outcomes (Priority 8):

- Pupil outcomes in the subject area of physical education

California Physical Fitness Test Results (School Year 2016-17)

Grade Level	Percentage of Students Meeting Fitness Standards		
	Four of Six Fitness Standards	Five of Six Fitness Standards	Six of Six Fitness Standards
9	21.9%	15.2%	36.4%

Note: Percentages are not calculated when the number of students tested is ten or less, either because the number of students in this category is too small for statistical accuracy or to protect student privacy.

Last updated: 1/31/2018

C. Engagement

State Priority: Parental Involvement

The SARC provides the following information relevant to the State priority: Parental Involvement (Priority 3):

- Efforts the school district makes to seek parent input in making decisions for the school district and each schoolsite

Opportunities for Parental Involvement (School Year 2017-18)

Gustine High School parents and community provide valuable leadership by serving on our School Site Council through which we establish school-wide goals, examine student results, and provide input to the GUSD Local Control Accountability Plan (LCAP). Parents and community members also serve on various Strategic Plan committees and the GHS English Learner Advisory Committee (ELAC). We also meet regularly with parents on any number of issues pertaining to their specific needs. Additionally as a small school, we have many opportunities for our students to become involved in both curricular and extra curricular activities. Parents also have the opportunity to play a vital role in these activities. Parents are actively recruited to serve on the School Site Council where funding and school program decisions are made. As stated prior, as also have periodic community meeting to discuss the site/district Local Control Accountability Plan (LCAP). Additionally, we have an English Learner Advisory Committee, a strong and active Agriculture Booster Club, Athletic Booster Club, Band Boosters

State Priority: Pupil Engagement

Last updated: 1/31/2018

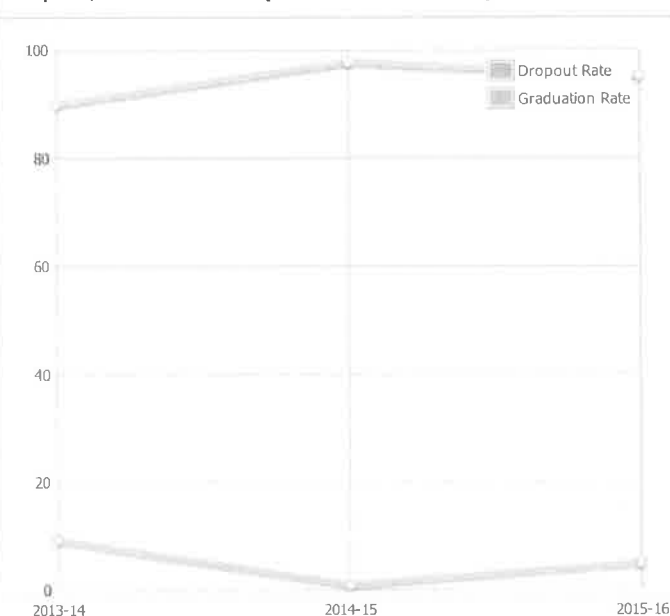
The SARC provides the following information relevant to the State priority: Pupil Engagement (Priority 5):

- High school dropout rates; and
- High school graduation rates

Dropout Rate and Graduation Rate (Four-Year Cohort Rate)

Indicator	School			District			State		
	2013-14	2014-15	2015-16	2013-14	2014-15	2015-16	2013-14	2014-15	2015-16
Dropout Rate	9.2%	0.8%	4.8%	14.4%	1.5%	5.5%	11.5%	10.7%	9.7%
Graduation Rate	89.9%	97.7%	95.2%	84.8%	97.0%	93.8%	81.0%	82.3%	83.8%

Dropout/Graduation Rate (Four-Year Cohort Rate) Chart



Completion of High School Graduation Requirements - Graduating Class of 2016**(One-Year Rate)**

Student Group	School	District	State
All Students	92.3%	99.3%	87.1%
Black or African American	100.0%	100.0%	79.2%
American Indian or Alaska Native	0.0%	0.0%	80.2%
Asian	100.0%	100.0%	94.4%
Filipino	100.0%	100.0%	93.8%
Hispanic or Latino	92.6%	98.1%	84.6%
Native Hawaiian or Pacific Islander	0.0%	100.0%	86.6%
White	92.9%	100.0%	91.0%
Two or More Races	0.0%	0.0%	90.6%
Socioeconomically Disadvantaged	92.3%	100.0%	85.5%
English Learners	63.6%	78.6%	55.4%
Students with Disabilities	81.8%	90.9%	63.9%
Foster Youth	0.0%	0.0%	68.2%

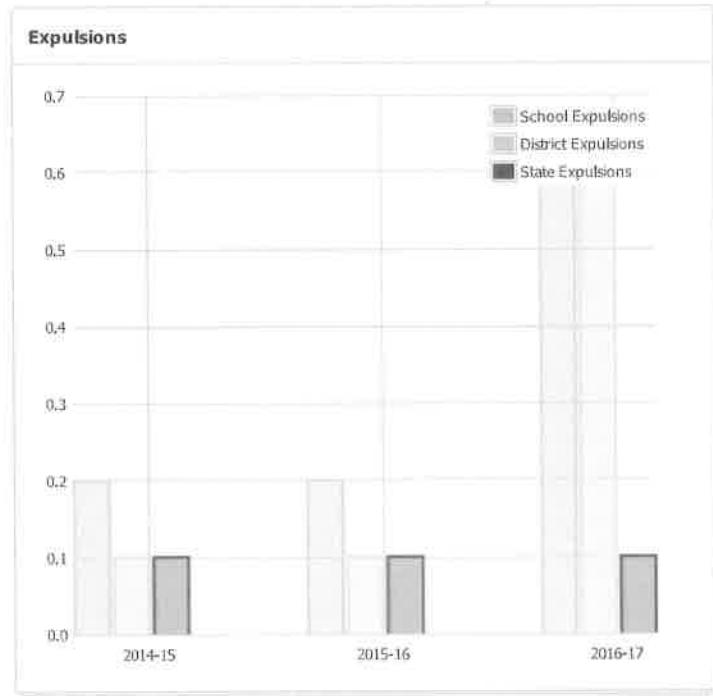
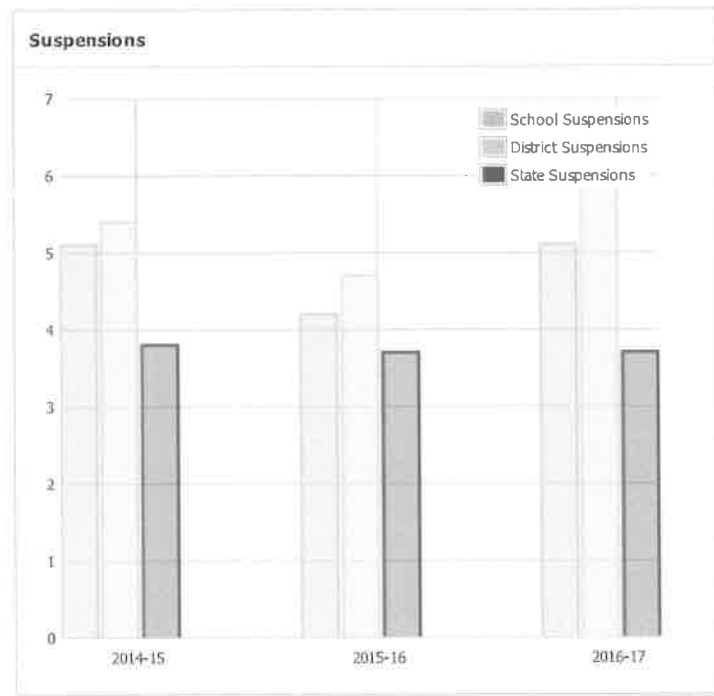
State Priority: School Climate

The SARC provides the following information relevant to the State priority: School Climate (Priority 6):

- Pupil suspension rates;
- Pupil expulsion rates; and
- Other local measures on the sense of safety

Suspensions and Expulsions

Rate	School			District			State		
	2014-15	2015-16	2016-17	2014-15	2015-16	2016-17	2014-15	2015-16	2016-17
Suspensions	5.1%	4.2%	5.1%	5.4%	4.7%	6.2%	3.8%	3.7%	3.7%
Expulsions	0.2%	0.2%	0.6%	0.1%	0.1%	0.6%	0.1%	0.1%	0.1%



Last updated: 1/31/2018

School Safety Plan (School Year 2017-18)

The school Safety Plan is completed. Emergency procedures are reviewed with the staff at the beginning of each school year and reviewed at various times during the year. Due to these reviews and drills, emergency procedures and safety on campus has improved. We have a full-time SRO and part time campus supervisor. The campus also has a camera surveillance system. School administration/staff are diligent in being seen on campus and maintaining a safe environment. With the the passage of Measure P in November 2014 (school construction bond) a number of safety related projects are in the planning stages. For specific safety plan details please contact Mr. Adam Cano, Assitant Principal, Gustine High School.

Last updated: 1/31/2018

D. Other SARC Information

The information in this section is required to be in the SARC but is not included in the state priorities for LCFF.

Federal Intervention Program (School Year 2017-18)

Indicator	School	District
Program Improvement Status	Not in PI	In PI
First Year of Program Improvement		2011-2012
Year in Program Improvement		Year 3
Number of Schools Currently in Program Improvement	N/A	3
Percent of Schools Currently in Program Improvement	N/A	100.0%

Last updated: 1/31/2018

Average Class Size and Class Size Distribution (Elementary)

Average Class Size and Class Size Distribution (Elementary)													
2014-15		2015-16							2016-17				
Grade Level	Average Class Size	Number of Classes *			Average Class Size	Number of Classes *			Average Class Size	Number of Classes *			
		1-20	21-32	33+		1-20	21-32	33+		1-20	21-32	33+	
K													
1													
2													
3													
4													
5													
6													
Other													

* Number of classes indicates how many classes fall into each size category (a range of total students per class).

Last updated: 1/31/2018

Average Class Size and Class Size Distribution (Secondary)

Subject	2014-15				2015-16				2016-17			
	Average Class Size	Number of Classes *			Average Class Size	Number of Classes *			Average Class Size	Number of Classes *		
		1-22	23-32	33+		1-22	23-32	33+		1-22	23-32	33+
English	27.0	7	12	4	29.0	6	8	9	29.0	7	5	12
Mathematics	26.0	4	15	2	22.0	3	6	1	22.0	6	3	3
Science	30.0	1	12	4	30.0	1	11	4	28.0	1	11	3
Social Science	32.0	1	5	6	28.0	0	14	1	32.0	2	5	7

* Number of classes indicates how many classrooms fall into each size category (a range of total students per classroom). At the secondary school level, this information is reported by subject area rather than grade level.

Last updated: 1/31/2018

Academic Counselors and Other Support Staff (School Year 2016-17)

Title	Number of FTE* Assigned to School	Average Number of Students per Academic Counselor
Academic Counselor	2.0	
Counselor (Social/Behavioral or Career Development)		N/A
Library Media Teacher (Librarian)		N/A
Library Media Services Staff (Paraprofessional)		N/A
Psychologist		N/A
Social Worker		N/A
Nurse	0.3	N/A
Speech/Language/Hearing Specialist		N/A
Resource Specialist (non-teaching)		N/A
Other		N/A

Note: Cells with N/A values do not require data.

*One Full Time Equivalent (FTE) equals one staff member working full time; one FTE could also represent two staff members who each work 50 percent of full time.

Last updated: 1/31/2018

Expenditures Per Pupil and School Site Teacher Salaries (Fiscal Year 2015-16)

Level	Total Expenditures Per Pupil	Expenditures Per Pupil (Restricted)	Expenditures Per Pupil (Unrestricted)	Average Teacher Salary
School Site	\$6640.9	\$822.8	\$5818.1	\$69183.0
District	N/A	N/A	\$63370.0	\$66787.0
Percent Difference – School Site and District	N/A	N/A	-166.4%	3.5%
State	N/A	N/A	\$6574.0	\$69649.0
Percent Difference – School Site and State	N/A	N/A	-12.2%	-0.7%

Note: Cells with N/A values do not require data.

Last updated: 1/31/2018

Types of Services Funded (Fiscal Year 2016-17)

The SPSA and LCAP along with Title III programs call for support of developing fluency in English, and academic proficiency of English learners. Three teachers share the teaching of ELD to designated students. EDGE is used as the curriculum for EL students scoring 1,2 or 3 on the CELDT test. EDGE Level A is the curriculum for our level 4 and 5 students. In addition, some level 3, and all level 4 and 5 students are placed in a standards-based, grade level English class.

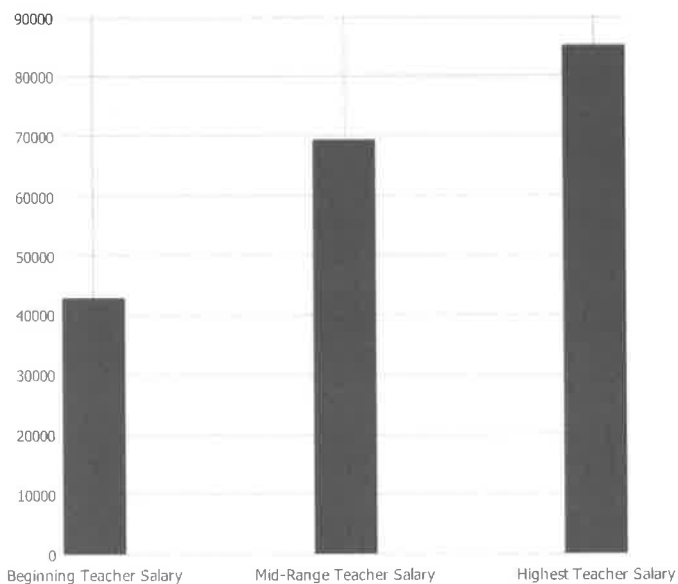
Last updated: 1/31/2018

Teacher and Administrative Salaries (Fiscal Year 2015-16)

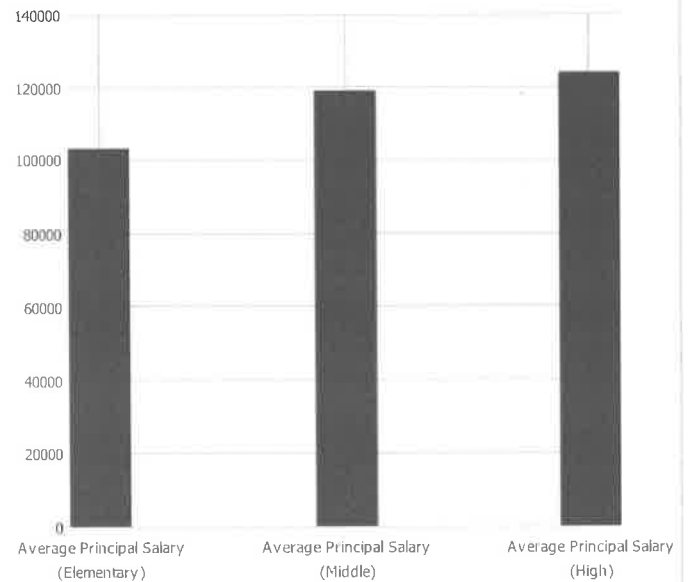
Category	District Amount	State Average For Districts In Same Category
Beginning Teacher Salary	\$42,957	\$44,144
Mid-Range Teacher Salary	\$69,363	\$69,119
Highest Teacher Salary	\$85,197	\$86,005
Average Principal Salary (Elementary)	\$103,267	\$106,785
Average Principal Salary (Middle)	\$119,062	\$111,569
Average Principal Salary (High)	\$123,942	\$121,395
Superintendent Salary	\$145,790	\$178,104
Percent of Budget for Teacher Salaries	34.0%	34.0%
Percent of Budget for Administrative Salaries	7.0%	6.0%

For detailed information on salaries, see the CDE Certificated Salaries & Benefits Web page at <http://www.cde.ca.gov/ds/fd/cs/>.

Teacher Salary Chart



Principal Salary Chart



Last updated: 1/31/2018

Advanced Placement (AP) Courses (School Year 2016-17)

Subject	Number of AP Courses Offered*	Percent of Students In AP Courses
Computer Science	0	N/A
English	2	N/A
Fine and Performing Arts	0	N/A
Foreign Language	1	N/A
Mathematics	2	N/A
Science	1	N/A
Social Science	2	N/A
All Courses	8	19.2%

Note: Cells with N/A values do not require data.

*Where there are student course enrollments of at least one student.

Last updated: 1/31/2018

Professional Development

The district provides one minimum day per month and an early release Monday every week, as well as other professional development designated days as contained within the academic calendar. Staff development is focused on Richard Dufour's model of Professional Learning Communities (PLC's), Marzano's powerful first instruction, supporting second language learners, Common Core, and technology. *Note beginning in August 2015 and continuing to date, the staff continues ongoing professional development in related PLC methods and practices.

Last updated: 1/31/2018

Pioneer High (Continuation)

California Department of Education School Accountability Report Card Reported Using Data from the 2016-17 School Year

By February 1 of each year, every school in California is required by state law to publish a School Accountability Report Card (SARC). The SARC contains information about the condition and performance of each California public school. Under the Local Control Funding Formula (LCFF) all local educational agencies (LEAs) are required to prepare a Local Control and Accountability Plan (LCAP), which describes how they intend to meet annual school-specific goals for all pupils, with specific activities to address state and local priorities. Additionally, data reported in an LCAP is to be consistent with data reported in the SARC.


- For more information about SARC requirements, see the California Department of Education (CDE) SARC Web page at <http://www.cde.ca.gov/ta/ac/sa/>.
- For more information about the LCFF or LCAP, see the CDE LCFF Web page at <http://www.cde.ca.gov/fg/aa/lc/>.
- For additional information about the school, parents/guardians and community members should contact the school principal or the district office.

DataQuest

DataQuest is an online data tool located on the [CDE DataQuest Web page](#) that contains additional information about this school and comparisons of the school to the district and the county. Specifically, DataQuest is a dynamic system that provides reports for accountability (e.g., test data, enrollment, high school graduates, dropouts, course enrollments, staffing, and data regarding English learners).

Internet Access

Internet access is available at public libraries and other locations that are publicly accessible (e.g., the California State Library). Access to the Internet at libraries and public locations is generally provided on a first-come, first-served basis. Other use restrictions may include the hours of operation, the length of time that a workstation may be used (depending on availability), the types of software programs available on a workstation, and the ability to print documents.



Adam Cano, Principal

Principal, Pioneer High (Continuation)

About Our School

Welcome to Pioneer High School (PHS). We are an alternative education program (continuation school), which provides opportunities and strives to meet the needs and goals of students that have not been met at the comprehensive high school. We provide an individualized instructional program in a flexible learning environment. Our educational program and curriculum are aligned with Gustine High School and California state educational standards, but is modified for acceleration.

Principal's Comment

Welcome to Pioneer High School (PHS). We are an alternative education program (continuation school), which provides opportunities and strives to meet the needs and goals of students that have not been met at the comprehensive high school. We provide an individualized instructional program in a flexible learning environment. Our educational program and curriculum are aligned with Gustine High School and California state educational standards, but is modified for acceleration. All Pioneer High School students may have the opportunity to return to Gustine High School or earn a Pioneer High School diploma.

Contact

Pioneer High (Continuation)
501 North Ave.
Gustine, CA 95322-1701

Phone: 209-854-6414
E-mail: acano@gustineusd.org

About This School

Contact Information (School Year 2017-18)

District Information		School Information	
District Name	Gustine Unified	School Name	Pioneer High (Continuation)
Phone Number	(209) 854-3784	Street	501 North Ave.
Superintendent	William Barr	City, State, Zip	Gustine, Ca, 95322-1701
E-mail Address	wbarr@gustineusd.org	Phone Number	209-854-6414
Web Site	www.gustineusd.org	Principal	Adam Cano, Principal
		E-mail Address	acano@gustineusd.org
		Web Site	www.gustineusd.org
		County-District-School (CDS) Code	24736192430031

Last updated: 1/23/2018

School Description and Mission Statement (School Year 2017-18)

The Mission:

The mission for Gustine Unified School District is preparing students for the future . . . today.

The Vision:

Gustine Unified School District (GUSD) recognizes that a comprehensive high school does not provide the appropriate educational setting for all students. The GUSD also believes that alternative education programs are necessary to insure that opportunities are afforded to pursue an educational experience that fulfills a student's individual abilities, desires, and needs. Further, the District believes that an effective continuation high program can best be assured through individualized instruction in a flexible learning environment. The District believes that the legislatively mandated components of guidance, instruction, and vocational programs must be treated as a single unit in providing students with knowledge, skills, and experiences for leading successful, meaningful lives. Pioneer provides students with an individualized program that fits the needs of each student while promoting skills each person needs to find a career and become a valuable citizen able to contribute to his/her community in a positive manner. All Pioneer curriculum is aligned with California State Standards, but modified for possible acceleration. All students at Pioneer receive a quality education that may prepare them either for re-entry at Gustine High School, or for graduation from Pioneer High School.

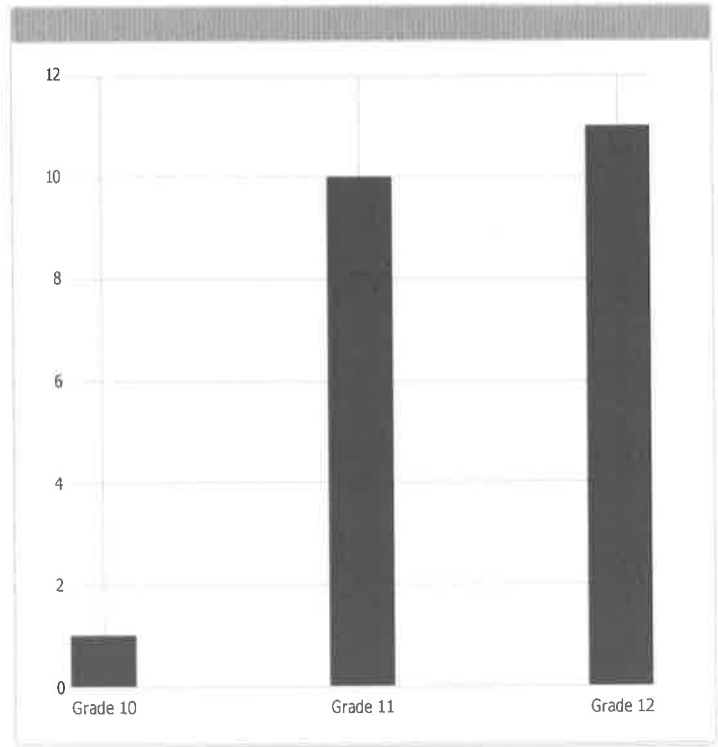
Goals

1. To provide an opportunity for students to complete required courses of instruction that will lead to a high school diploma.
2. Provide an alternative learning environment for those students who are not successful at the comprehensive high school.
3. To assist students with skills necessary to become an independent adult able to contribute in a positive manner to his/her community.
4. To assist the student in the development of a positive work ethic and opportunities for career/vocation exploration.
5. To provide students guidance services to meet each student's personal needs.
6. To provide a positive atmosphere conducive to learning.
7. To motivate students to set and meet personal goals.

Last updated: 1/10/2018

Student Enrollment by Grade Level (School Year 2016-17)

Grade Level	Number of Students
Grade 10	1
Grade 11	10
Grade 12	11
Total Enrollment	22



Last updated: 1/10/2018

Student Enrollment by Student Group (School Year 2016-17)

Student Group	Percent of Total Enrollment
Black or African American	0.0 %
American Indian or Alaska Native	0.0 %
Asian	0.0 %
Filipino	0.0 %
Hispanic or Latino	86.4 %
Native Hawaiian or Pacific Islander	0.0 %
White	13.6 %
Two or More Races	0.0 %
Other	0.0 %
Student Group (Other)	Percent of Total Enrollment
Socioeconomically Disadvantaged	63.6 %
English Learners	45.5 %
Students with Disabilities	0.0 %
Foster Youth	0.0 %

Last updated: 1/10/2018

A. Conditions of Learning

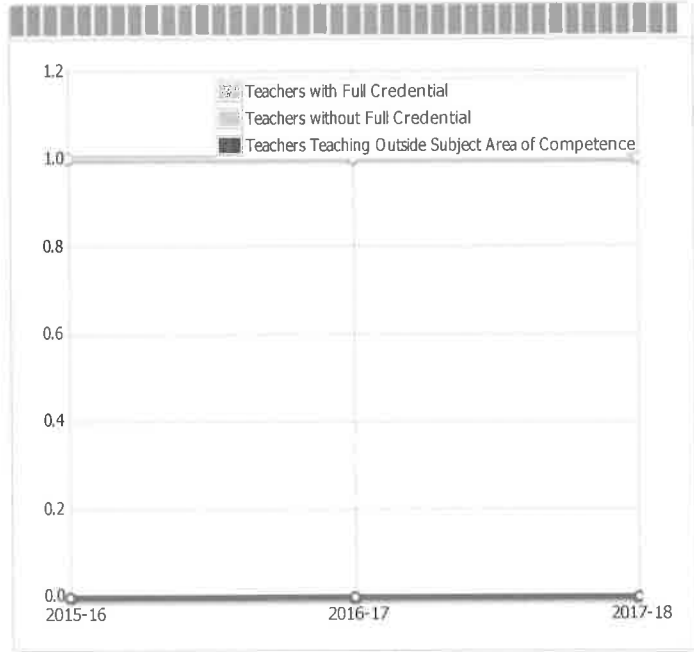
State Priority: Basic

The SARC provides the following information relevant to the State priority: Basic (Priority 1):

- Degree to which teachers are appropriately assigned and fully credentialed in the subject area and for the pupils they are teaching;
- Pupils have access to standards-aligned instructional materials; and
- School facilities are maintained in good repair

Teacher Credentials

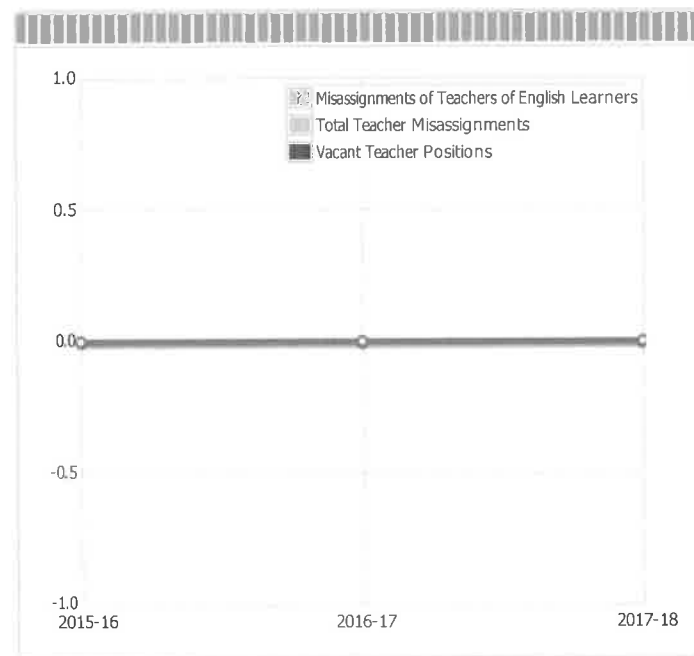
Teachers	School			District
	2015-16	2016-17	2017-18	
With Full Credential	1	1	1	77
Without Full Credential	0	0	0	14
Teachers Teaching Outside Subject Area of Competence (with full credential)	0	0	0	0



Last updated: 1/17/2018

Teacher Misassignments and Vacant Teacher Positions

Indicator	2015-16	2016-17	2017-18
Misassignments of Teachers of English Learners	0	0	0
Total Teacher Misassignments*	0	0	0
Vacant Teacher Positions	0	0	0



Note: "Misassignments" refers to the number of positions filled by teachers who lack legal authorization to teach that grade level, subject area, student group, etc.

* Total Teacher Misassignments includes the number of Misassignments of Teachers of English Learners.

Quality, Currency, Availability of Textbooks and Instructional Materials (School Year 2017-18)

Year and month in which the data were collected: January 2018

Subject	Textbooks and Instructional Materials/year of Adoption	From Most Recent Adoption?	Percent Students Lacking Own Assigned Copy
Reading/Language Arts	2002 texts, 3 levels and good quality, many other supplemental materials (books, etc) and APEX Learning Computer based Curriculum. Most recent adoption is the Plato Learning computer based curriculum.	Yes	0.0 %
Mathematics	2002 texts, 4 levels, good quality and APEX Learning computer based curriculum. Most recent adoption is the Plato Learning computer based curriculum.	Yes	0.0 %
Science	2002 texts, 3 subjects, good quality, supplemental materials and APEX Learning computer based curriculum. Most recent adoption is the Plato Learning computer based curriculum.	Yes	0.0 %
History-Social Science	2002 texts, 5 subjects, good quality, supplemental materials, and APEX Learning computer based curriculum. Most recent adoption is the Plato Learning computer based curriculum.	Yes	0.0 %
Foreign Language	APEX Learning computer based curriculum. Most recent adoption is the Plato Learning computer based curriculum.	Yes	0.0 %
Health	2002 text, supplemental materials, and APEX Learning computer based curriculum. Most recent adoption is the Plato Learning computer based system.	Yes	0.0 %
Visual and Performing Arts	Supplemental materials and the new adoption of the Plato Learning computer based system. Students in the past have attended a class	Yes	0.0 %
Science Lab Eqpmnt (Grades 9-12)	N/A	N/A	0.0 %

Note: Cells with N/A values do not require data.

Last updated: 1/17/2018

School Facility Conditions and Planned Improvements

Pioneer High School (2017-2018) is located in one classroom on the Gustine High School campus next to the Gustine High School administrative office.

Per the Facility Inspection Tool by the Director of Maintenance the following are true and correct:

Location of students - computer Lab on GHS campus

Check marks for the following as they are in good repair

Gas leaks, Mech/HVAC, Sewer, Interior surfaces, General Cleanliness, Pest Infestation, Electrical, Sinks/Fountains, fire Safety, Hazardous Materials, Structural Damage, Roof, Playground and windows and doors.

Restroom = N/A

Pioneer High School (2017-2018) is located in one classroom on the Gustine High School campus next to the Gustine High School administrative office. Pioneer is a clean and safe environment which promotes online student learning.

Per the Facility Inspection Tool by the Director of Maintenance the following are true and correct:

Location of students - computer Lab on GHS campus

Check marks for the following as they are in good repair - Gas leaks, Mech/HVAC, Sewer, Interior surfaces, General Cleanliness, Pest Infestation, Electrical, Sinks/Fountains, fire Safety, Hazardous Materials, Structural Damage, Roof, Playground and windows and doors.

Restroom = N/A

Last updated: 1/17/2018

School Facility Good Repair Status

Year and month of the most recent FIT report: August 2017

System Inspected	Rating	Repair Needed and Action Taken or Planned
Systems: Gas Leaks, Mechanical/HVAC, Sewer	Good	
Interior: Interior Surfaces	Good	
Cleanliness: Overall Cleanliness, Pest/Vermin Infestation	Good	
Electrical: Electrical	Good	
Restrooms/Fountains: Restrooms, Sinks/Fountains	Good	
Safety: Fire Safety, Hazardous Materials	Good	
Structural: Structural Damage, Roofs	Good	
External: Playground/School Grounds, Windows/Doors/Gates/Fences	Good	

Overall Facility Rate

Year and month of the most recent FIT report: August 2017

Overall Rating

Good

Last updated: 1/17/2018

B. Pupil Outcomes

State Priority: Pupil Achievement

The SARC provides the following information relevant to the State priority: Pupil Achievement (Priority 4):

- **Statewide assessments** (i.e., California Assessment of Student Performance and Progress [CAASPP] System, which includes the Smarter Balanced Summative Assessments for students in the general education population and the California Alternate Assessments [CAAs] for English language arts/literacy [ELA] and mathematics given in grades three through eight and grade eleven. Only eligible students may participate in the administration of the CAAs. CAAs items are aligned with alternate achievement standards, which are linked with the Common Core State Standards [CCSS] for students with the most significant cognitive disabilities); and
- The percentage of students who have successfully completed courses that satisfy the requirements for entrance to the University of California and the California State University, or career technical education sequences or programs of study.

CAASPP Test Results in ELA and Mathematics for All Students

Grades Three through Eight and Grade Eleven (School Year 2016-17)

Subject	Percentage of Students Meeting or Exceeding the State Standards					
	School		District		State	
	2015-16	2016-17	2015-16	2016-17	2015-16	2016-17
English Language Arts / Literacy (grades 3-8 and 11)	48%	0%	29%	31%	48%	48%
Mathematics (grades 3-8 and 11)	36%	0%	14%	17%	36%	37%

Note: Percentages are not calculated when the number of students tested is ten or less, either because the number of students in this category is too small for statistical accuracy or to protect student privacy.

Last updated: 1/19/2018

CAASPP Test Results in ELA by Student Group

Grades Three through Eight and Grade Eleven (School Year 2016-17)

Student Group	Total Enrollment	Number Tested	Percent Tested	Percent Met or Exceeded
All Students	--	--	--	--
Male	--	--	--	--
Female	--	--	--	--
Black or African American	--	--	--	--
American Indian or Alaska Native	--	--	--	--
Asian	--	--	--	--
Filipino	--	--	--	--
Hispanic or Latino	--	--	--	--
Native Hawaiian or Pacific Islander	--	--	--	--
White	--	--	--	--
Two or More Races	--	--	--	--
Socioeconomically Disadvantaged	--	--	--	--
English Learners	--	--	--	--
Students with Disabilities	--	--	--	--
Students Receiving Migrant Education Services	--	--	--	--
Foster Youth	--	--	--	--

Note: ELA test results include the Smarter Balanced Summative Assessment and the CAA. The "Percent Met or Exceeded" is calculated by taking the total number of students who met or exceeded the standard on the Smarter Balanced Summative Assessment plus the total number of students who met the standard (i.e., achieved Level 3–Alternate) on the CAAs divided by the total number of students who participated in both assessments.

Note: Double dashes (--) appear in the table when the number of students is ten or less, either because the number of students in this category is too small for statistical accuracy or to protect student privacy.

Note: The number of students tested includes all students who participated in the test whether they received a score or not; however, the number of students tested is not the number that was used to calculate the achievement level percentages. The achievement level percentages are calculated using only students who received scores.

Last updated: 1/19/2018

CAASPP Test Results in Mathematics by Student Group

Grades Three through Eight and Grade Eleven (School Year 2016-17)

Student Group	Total Enrollment	Number Tested	Percent Tested	Percent Met or Exceeded
All Students	--	--	--	--
Male	--	--	--	--
Female	--	--	--	--
Black or African American	--	--	--	--
American Indian or Alaska Native	--	--	--	--
Asian	--	--	--	--
Filipino	--	--	--	--
Hispanic or Latino	--	--	--	--
Native Hawaiian or Pacific Islander	--	--	--	--
White	--	--	--	--
Two or More Races	--	--	--	--
Socioeconomically Disadvantaged	--	--	--	--
English Learners	--	--	--	--
Students with Disabilities	--	--	--	--
Students Receiving Migrant Education Services	--	--	--	--
Foster Youth	--	--	--	--

Note: Mathematics test results include the Smarter Balanced Summative Assessment and the CAA. The "Percent Met or Exceeded" is calculated by taking the total number of students who met or exceeded the standard on the Smarter Balanced Summative Assessment plus the total number of students who met the standard (i.e., achieved Level 3–Alternate) on the CAAs divided by the total number of students who participated in both assessments.

Note: Double dashes (--) appear in the table when the number of students is ten or less, either because the number of students in this category is too small for statistical accuracy or to protect student privacy.

Note: The number of students tested includes all students who participated in the test whether they received a score or not; however, the number of students tested is not the number that was used to calculate the achievement level percentages. The achievement level percentages are calculated using only students who received scores.

Last updated: 1/19/2018

CAASPP Test Results in Science for All Students

Grades Five, Eight and Ten

Subject	Percentage of Students Scoring at Proficient or Advanced					
	School		District		State	
	2014-15	2015-16	2014-15	2015-16	2014-15	2015-16
Science (grades 5, 8, and 10)	--	--	54.0%	53.0%	56%	54%

Note: Science test results include California Standards Tests (CSTs), California Modified Assessment (CMA), and California Alternate Performance Assessment (CAPA) in grades five, eight, and ten.

Note: Scores are not shown when the number of students tested is ten or less, either because the number of students in this category is too small for statistical accuracy or to protect student privacy.

Note: The 2016-17 data are not available. The California Department of Education is developing a new science assessment based on the Next Generation Science Standards for California Public Schools (CA NGSS). The new California Science Test (CAST) was piloted in spring 2017. The CST and CMA for Science will no longer be administered.

Last updated: 1/19/2018

Career Technical Education Programs (School Year 2016-17)

N/A

Last updated: 1/19/2018

Career Technical Education Participation (School Year 2016-17)

Measure	CTE Program Participation
Number of Pupils Participating in CTE	0
Percent of Pupils Completing a CTE Program and Earning a High School Diploma	0.0%
Percent of CTE Courses Sequenced or Articulated Between the School and Institutions of Postsecondary Education	0.0%

Last updated: 1/19/2018

Courses for University of California (UC) and/or California State University (CSU) Admission

UC/CSU Course Measure	Percent
2016-17 Pupils Enrolled in Courses Required for UC/CSU Admission	0.0%
2015-16 Graduates Who Completed All Courses Required for UC/CSU Admission	0.0%

State Priority: Other Pupil Outcomes

2016-17 SARC - Pioneer High (Continuation)
Last updated: 1/19/2018

The SARC provides the following information relevant to the State priority: Other Pupil Outcomes (Priority 8):

- Pupil outcomes in the subject area of physical education

California Physical Fitness Test Results (School Year 2016-17)

Grade Level	Percentage of Students Meeting Fitness Standards		
	Four of Six Fitness Standards	Five of Six Fitness Standards	Six of Six Fitness Standards

Note: Percentages are not calculated when the number of students tested is ten or less, either because the number of students in this category is too small for statistical accuracy or to protect student privacy.

Last updated: 1/19/2018

C. Engagement

State Priority: Parental Involvement

The SARC provides the following information relevant to the State priority: Parental Involvement (Priority 3):

- Efforts the school district makes to seek parent input in making decisions for the school district and each schoolsite

Opportunities for Parental Involvement (School Year 2017-18)

Parents are invited to contact the school at any time for any reason. We have no extra-curricular activities at Pioneer High but, encourage parent involvement via frequent conferences and interactions with the school. Students are allowed to attend all Gustine High School extra-curricular activities with prior approval.

State Priority: Pupil Engagement

Last updated: 1/19/2018

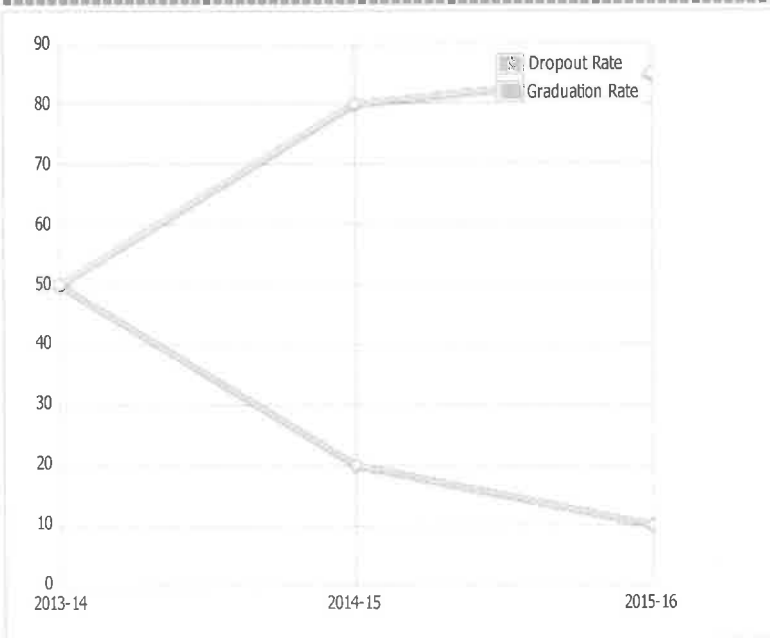
The SARC provides the following information relevant to the State priority: Pupil Engagement (Priority 5):

- High school dropout rates; and
- High school graduation rates

Dropout Rate and Graduation Rate (Four-Year Cohort Rate)

Indicator	School			District			State		
	2013-14	2014-15	2015-16	2013-14	2014-15	2015-16	2013-14	2014-15	2015-16
Dropout Rate	50.0%	20.0%	10.0%	14.4%	1.5%	5.5%	11.5%	10.7%	9.7%
Graduation Rate	50.0%	80.0%	85.0%	84.8%	97.0%	93.8%	81.0%	82.3%	83.8%

Dropout/Graduation Rate (Four-Year Cohort Rate) Chart



Last updated: 1/19/2018

Completion of High School Graduation Requirements - Graduating Class of 2016**(One-Year Rate)**

Student Group	School	District	State
All Students	100.0%	99.3%	87.1%
Black or African American	0.0%	100.0%	79.2%
American Indian or Alaska Native	0.0%	0.0%	80.2%
Asian	0.0%	100.0%	94.4%
Filipino	0.0%	100.0%	93.8%
Hispanic or Latino	100.0%	98.1%	84.6%
Native Hawaiian or Pacific Islander	0.0%	100.0%	86.6%
White	100.0%	100.0%	91.0%
Two or More Races	0.0%	0.0%	90.6%
Socioeconomically Disadvantaged	100.0%	100.0%	85.5%
English Learners	100.0%	78.6%	55.4%
Students with Disabilities	0.0%	90.9%	63.9%
Foster Youth	0.0%	0.0%	68.2%

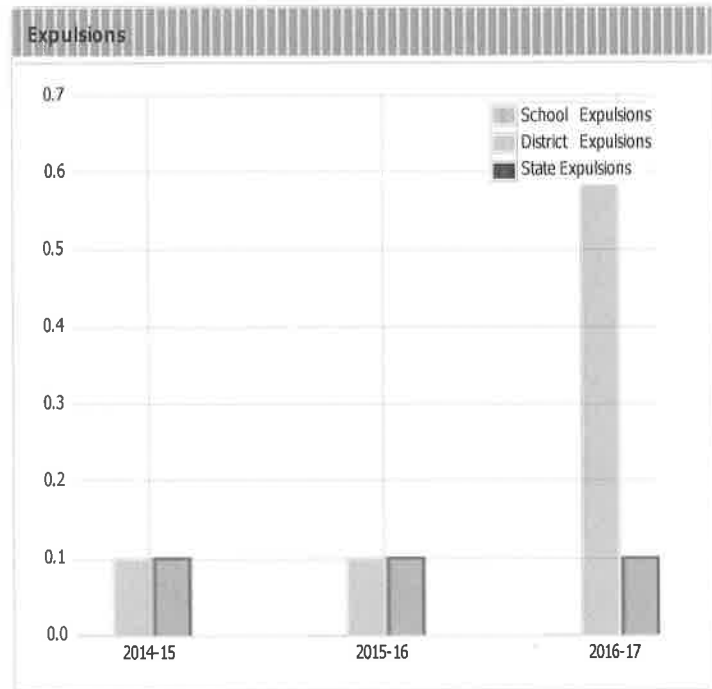
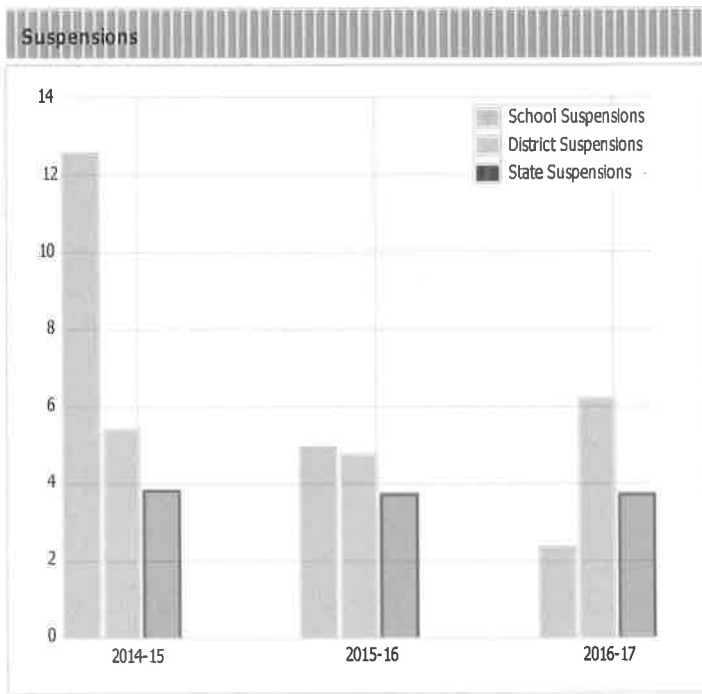
State Priority: School Climate

The SARC provides the following information relevant to the State priority: School Climate (Priority 6):

- Pupil suspension rates;
- Pupil expulsion rates; and
- Other local measures on the sense of safety

Suspensions and Expulsions

	School			District			State		
Rate	2014-15	2015-16	2016-17	2014-15	2015-16	2016-17	2014-15	2015-16	2016-17
Suspensions	12.5%	4.9%	2.3%	5.4%	4.7%	6.2%	3.8%	3.7%	3.7%
Expulsions	0.0%	0.0%	0.0%	0.1%	0.1%	0.6%	0.1%	0.1%	0.1%



Last updated: 1/19/2018

School Safety Plan (School Year 2017-18)

The school safety plan is completed. Emergency procedures are reviewed with the staff at the beginning of each school year. Due to these reviews and drills, emergency procedures and safety on campus has improved. We now have a full-time SRO that works 40 plus hours a week. School administration and staff have been diligent in ensuring a safe environment on campus.

Last updated: 1/19/2018

D. Other SARC Information

The information in this section is required to be in the SARC but is not included in the state priorities for LCFF.

Federal Intervention Program (School Year 2017-18)

Indicator	School	District
Program Improvement Status	Not in PI	In PI
First Year of Program Improvement		2011-2012
Year in Program Improvement		Year 3
Number of Schools Currently in Program Improvement	N/A	3
Percent of Schools Currently in Program Improvement	N/A	100.0%

Last updated: 1/19/2018

Average Class Size and Class Size Distribution (Elementary)

Average Class Size and Class Size Distribution (Elementary)												
2014-15					2015-16					2016-17		
Grade Level	Average Class Size	Number of Classes *			Average Class Size	Number of Classes *			Average Class Size	Number of Classes *		
		1-20	21-32	33+		1-20	21-32	33+		1-20	21-32	33+
K												
1												
2												
3												
4												
5												
6												
Other												

* Number of classes indicates how many classes fall into each size category (a range of total students per class).

Last updated: 1/19/2018

Average Class Size and Class Size Distribution (Secondary)

Subject	2014-15				2015-16				2016-17			
	Average Class Size	Number of Classes *			Average Class Size	Number of Classes *			Average Class Size	Number of Classes *		
		1-22	23-32	33+		1-22	23-32	33+		1-22	23-32	33+
English	19.0	1	0	0	16.0	1	0	0	22.0	1	0	0
Mathematics	18.0	1	0	0	4.0	3	0	0	22.0	1	0	0
Science	11.0	1	0	0	8.0	1	0	0	22.0	1	0	0
Social Science	6.0	3	0	0	3.0	4	0	0	22.0	1	0	0

* Number of classes indicates how many classrooms fall into each size category (a range of total students per classroom). At the secondary school level, this information is reported by subject area rather than grade level.

Last updated: 1/19/2018

Academic Counselors and Other Support Staff (School Year 2016-17)

Title	Number of FTE* Assigned to School	Average Number of Students per Academic Counselor
Academic Counselor	0.2	30.0
Counselor (Social/Behavioral or Career Development)	0.1	N/A
Library Media Teacher (Librarian)	0.0	N/A
Library Media Services Staff (Paraprofessional)	0.0	N/A
Psychologist	0.1	N/A
Social Worker	0.0	N/A
Nurse	0.1	N/A
Speech/Language/Hearing Specialist	0.0	N/A
Resource Specialist (non-teaching)	0.0	N/A
Other	0.0	N/A

Note: Cells with N/A values do not require data.

*One Full Time Equivalent (FTE) equals one staff member working full time; one FTE could also represent two staff members who each work 50 percent of full time.

Last updated: 1/19/2018

Expenditures Per Pupil and School Site Teacher Salaries (Fiscal Year 2015-16)

Level	Total Expenditures Per Pupil	Expenditures Per Pupil (Restricted)	Expenditures Per Pupil (Unrestricted)	Average Teacher Salary
School Site	\$6571.8	\$72.6	\$6499.2	\$84338.9
District	N/A	N/A	\$0.0	\$66787.0
Percent Difference – School Site and District	N/A	N/A	200.0%	23.2%
State	N/A	N/A	\$6574.0	\$69649.0
Percent Difference – School Site and State	N/A	N/A	-1.1%	19.1%

Note: Cells with N/A values do not require data.

Last updated: 1/19/2018

Types of Services Funded (Fiscal Year 2016-17)

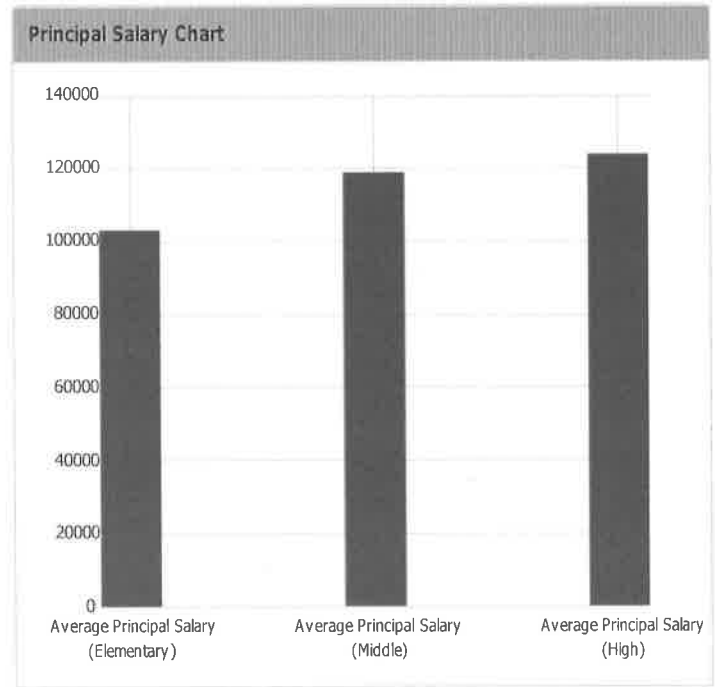
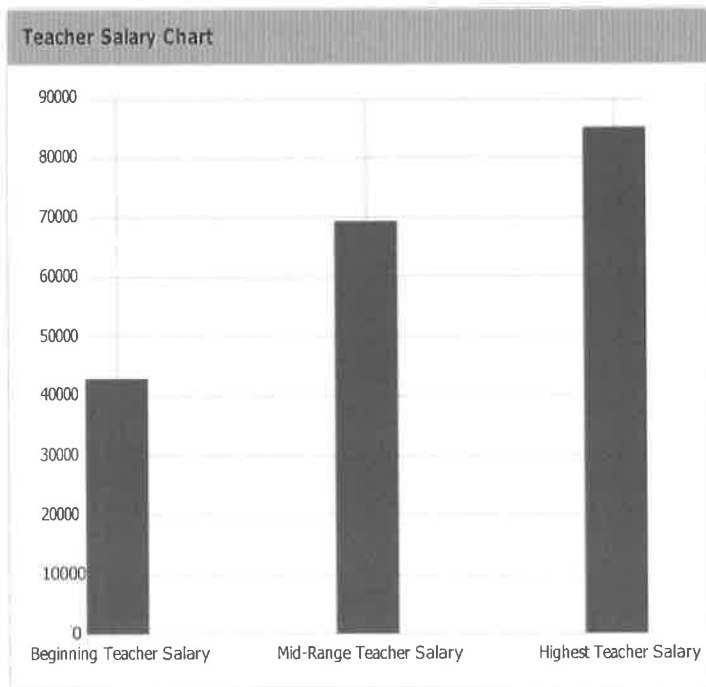
Not Applicable

Last updated: 1/19/2018

Teacher and Administrative Salaries (Fiscal Year 2015-16)

Category	District Amount	State Average For Districts In Same Category
Beginning Teacher Salary	\$42,957	\$44,144
Mid-Range Teacher Salary	\$69,363	\$69,119
Highest Teacher Salary	\$85,197	\$86,005
Average Principal Salary (Elementary)	\$103,267	\$106,785
Average Principal Salary (Middle)	\$119,062	\$111,569
Average Principal Salary (High)	\$123,942	\$121,395
Superintendent Salary	\$145,790	\$178,104
Percent of Budget for Teacher Salaries	34.0%	34.0%
Percent of Budget for Administrative Salaries	7.0%	6.0%

For detailed information on salaries, see the CDE Certificated Salaries & Benefits Web page at <http://www.cde.ca.gov/ds/fd/cs/>.



Last updated: 1/19/2018

Advanced Placement (AP) Courses (School Year 2016-17)

Subject	Number of AP Courses Offered*	Percent of Students In AP Courses
Computer Science	0	N/A
English	0	N/A
Fine and Performing Arts	0	N/A
Foreign Language	0	N/A
Mathematics	0	N/A
Science	0	N/A
Social Science	0	N/A
All Courses	0	0.0%

Note: Cells with N/A values do not require data.

*Where there are student course enrollments of at least one student.

Last updated: 1/19/2018

Professional Development

The district provides four hours of staff development each month, as well as other opportunities as they arise. The majority of ongoing staff development is currently focused on CCSS, PLC training (Professional Learning Communities), RTI (Response to Intervention), with the additions of CPR and First Aid workshops offered as well.

Last updated: 1/19/2018

GUSTINE UNIFIED SCHOOL DISTRICT**Meeting of the Board of Trustees****MEETING DATE:**

February 14, 2018

AGENDA ITEM TITLE: Purchase of Network Switch from Ampro Data Services**AGENDA SECTION:** Action**PRESENTED BY:** Lizett Aguilar, Chief Business Officer**RECOMMENDATIONS:** Approve the purchase of a new network switch from Ampro Data Services.**SUMMARY:**

On Wednesday, January 3, 2018 the district experienced a power surge which damaged one of our critical network switches and caused our network to be down for 2 days. This purchase is to replace the damaged network switch. As discussed at the January board meeting, the switch required quick replacement as we are using a loaner switch. I obtained 3 quotes and we have already ordered the switch from Ampro Data Services. From the 3 quotes obtained, Ampro was the lowest price and is a vendor that we have utilized before and had good experience with.

Also as discussed at the January board meeting, I filed a claim with PG&E and after further investigation, I was informed that this was a cause of a hit and run accident. I will file a claim with our insurance.

FISCAL IMPACT: \$7,959.63**BUDGET CATEGORY:** General Fund

GUSTINE UNIFIED SCHOOL DISTRICT
1500 Meredith Ave.
Gustine, CA 95322
Phone: (209) 854-3784
Fax: (209) 854-9164

Ship To: GUSD DO

Department: Technology

Date: 1/25/18

Ordered By: Lizett Aguilar

Vendor Email (for email option only):

Purchase Order Instructions:

☐ Fax ☐ Return to site ☐ Email ☐ Other Give PO# to Lizett

BUDGET CLASSIFICATION:

01-0000-4400-00-0000-7200-112-000-000

VENDOR NAME: Ampro Data Services

ADDRESS: 6200 Gishold Dr, Suite 103
Madison, WI 53713

PHONE: _____

FAX: _____

Qty.	Description	UNIT COST	TOTAL COST
1	Cisco Catalyst 9300 48-port PoE+, Network Essentials Mfg Part # C9300-48P-E	\$5,984	\$5,984
1	Cisco SMARTnet Extended Service Mfg Part#CON-3SNT-SMS-1	\$1,369	\$1,369
		Tax	\$ 606.63
		Shipping	\$0
		Total	\$7,959.63

SCHOOL SITE _____

JUSTIFICATION: To replace switch at the DO that was burned in electrical surge

DISTRICT REQUISITION #: 180880

DISTRICT PURCHASE ORDER #: 180816

For LCAP Purchases ONLY (Required)

Goal # _____

Example (1,2, etc.)

APPROVAL: 

Action # _____

Example (.01, .02, etc.)

"Purchase Order Instruction" box must be filled to avoid delay*

will go to Board in Feb, as discussed
at Jan Board mtg. *Wfe*

Revised 07/05/2016



Ampro Data Services, Inc.

January 12, 2018

Ms. Lizett Aguilar, Chief Business Officer
Gustine School District
1500 Meredith Ave
Gustine, CA 95322

QUOTATION

- | | |
|---|--------|
| 1 ea Cisco Catalyst 9300 48-port PoE+, Network Essentials | \$5984 |
| <ul style="list-style-type: none">• Mfg Part number C9300-48P-E• 48 x Gigabit Ethernet Network - Manageable - Twisted Pair - 2 Layer Supported - Lifetime Limited Warranty | |
| 1 ea Cisco SMARTnet Extended Service | \$1369 |
| <ul style="list-style-type: none">• Mfg Part number: CON-3SNT-SMS-1• Service - 8 x 5 Next Business Day - Exchange - Physical Service - 3 Year | |

\$ 7,353

FREE DELIVERY

Factory direct 10 – 14 days ARO

CA Sales Tax applicable

TERMS- N/30

Pricing good through January 31st, 2018

Please consider this our order for the above as specified

Date

6200 Gisholt Dr Ste 103 Madison, WI 53713 (608) 223-5120 FAX (608) 223-5125



McHenry Ave.
Modesto, CA 95354
t. 209.521.0055 f. 888.499.1959

QUOTE

Number DPQQ12198

Date Jan 9, 2018

Prepared For

Gustine Unified School District
1500 Meredith Ave
Gustine, CA 95322

Ship To

Gustine Unified School District
1500 Meredith Ave
Gustine, CA 95322

Payment Terms

NET10

Quote Valid Through

2/8/2018

Qty	Description	Unit Price	Ext. Price
	New MDF Switch		
1	Cisco Catalyst 9300 48-port PoE+, Network Essentials - 48 x Gigabit Ethernet Network - Manageable - Twisted Pair - 2 Layer Supported - Lifetime Limited Warranty	\$6,720.00	\$6,720.00
1	Cisco SMARTnet Extended Service - Service - 8 x 5 Next Business Day - Exchange - Physical Service - 3 Year	\$1,553.00	\$1,553.00
	Professional Services		
1	• Provision new Switch	\$350.00	\$350.00
		SubTotal	\$8,623.00
		Tax	\$682.52
		Shipping	\$0.00
		Total	\$9,305.52

* Shipping charges are estimated. Actual shipping charges will be applied at the time of order.

QUOTE CONFIRMATION



DEAR JOE SILVA,

Thank you for considering CDW•G for your computing needs. The details of your quote are below. [Click here](#) to convert your quote to an order.

QUOTE #	QUOTE DATE	QUOTE REFERENCE	CUSTOMER #	GRAND TOTAL
JMQV856	1/12/2018	CISCO	6122109	\$8,852.75

IMPORTANT - PLEASE READ

Special Instructions: TAX: MULTIPLE TAX JURISDICTIONS APPLY
TAX: CONTACT CDW FOR TAX DETAILS

QUOTE DETAILS

ITEM	QTY	CDW#	UNIT PRICE	EXT. PRICE
Cisco Catalyst 9300 - switch - 48 ports - managed - rack-mountable - with 1 Mfg. Part#: C9300-48P-EDU UNSPSC: 43222612 TAX: GUSTINE, CA 8.2500% \$552.75 Contract: Standard Pricing	1	4913914	\$6,700.00	\$6,700.00
Cisco SMARTnet Solution Support - extended service agreement Mfg. Part#: CON-SSSNT-C93004PE UNSPSC: 81111812 Electronic distribution - NO MEDIA TAX: GUSTINE, CA .0000% \$.00 Contract: Standard Pricing	1	4727962	\$1,600.00	\$1,600.00

PURCHASER BILLING INFO		SUBTOTAL		\$8,300.00
Billing Address: GUSTINE UNIFIED SCHOOL DISTRICT ACCOUNTS PAYABLE 1500 MEREDITH AVE GUSTINE, CA 95322-1701 Phone: (209) 854-3784 Payment Terms: NET 30 Days-Govt/Ed		SHIPPING		\$0.00
		SALES TAX		\$552.75
		GRAND TOTAL		\$8,852.75
DELIVER TO		Please remit payments to:		
Shipping Address: GUSTINE UNIFIED SCHOOL DISTRICT JOE SILVA 1500 MEREDITH AVE GUSTINE, CA 95322-1701 Phone: (209) 854-3784 Shipping Method: DROP SHIP-GROUND		CDW Government 75 Remittance Drive Suite 1515 Chicago, IL 60675-1515		

Need Assistance? CDW•G SALES CONTACT INFORMATION



Thomas Creagan

(877) 827-9461

thomcre@cdwg.com

QUOTE



130 SOUTH TOWN CENTRE BLVD.
MARKHAM, ONTARIO L6G 1B8
1.888.226.5727
CDICOMPUTERS.COM

Customer: GUSTINE UNIFIED SCHOOL DIST
Contact: LIZETT AGUILAR
Order: 932661
Date: 15-Jan-2018
Expiry Date: 31-Jan-2018

IGOR VOLYNSKI x3342
ivolynski@cdicomputers.com

Invoice To:

GUSTINE UNIFIED SCHOOL DIST
LIZETT AGUILAR
1500 MEREDITH AVE

GUSTINE
CA, USA 95322
Phone: 2098543784

Ship To:

GUSTINE UNIFIED SCHOOL DIST
LIZETT AGUILAR
1500 MEREDITH AVE

GUSTINE
CA, USA 95322
Phone: 2098543784

PO Number:

Tax Exempt ID: 770572125

Entered By: IGOR VOLYNSKI

No	SKU#	Item Description	Notes	Unit Price	Qty	Ext Price
1		APC Smart-UPS X 3000 Rack (SMX3000RMHV2U)		\$1,799.00	6	\$10,794.00
		UPS External 3000 VA power capacity 6.3 min battery run time (up to) 2.7 kW power provided AC 230 V 3 year warranty				
2		Cisco Catalyst 9300-48P-E Switch Network Essentials switch L3 managed 48 x 10/100/1000 (PoE+) rack-mountable PoE+ (437 W)	New in Box Lifetime Warranty	\$6,500.00	1	\$6,500.00
3		Cisco SMARTnet extended service agreement		\$771.12	1	\$771.12

Not Using -
tend to send re-furbished
and/or used equip.

Terms	Notes	Subtotal:	\$18,065.12
NET 30 DAYS		Shipping:	\$412.87
		Tax:	\$0.00
		Total:	\$18,477.99

Shipping Method: SELECT CARRIER:

Currency: US

We thank you for placing your order with CDI Computer Dealers Inc.
ALL ITEMS ARE SOLD AS IS UNLESS A WARRANTY IS SPECIFIED ON THIS DOCUMENT.

GUSTINE UNIFIED SCHOOL DISTRICT**Meeting of the Board of Trustees****MEETING DATE:**

February 14, 2017

AGENDA ITEM TITLE: Amended Terms to Original Interim Superintendent's Contract.**AGENDA SECTION:** Action**PRESENTED BY:** Board of Trustees**RECOMMENDATIONS:**

It is recommended that the Board of Education approve the Amended Terms to Original Interim Superintendent's Contract.

SUMMARY:**FISCAL IMPACT:** None**BUDGET CATEGORY:** None

AMENDED TERMS TO ORIGINAL INTERIM SUPERINTENDENT'S CONTRACT

1. Term. District hereby employs the Interim Superintendent for fourteen (14) days from March 1, 2018 to June 30 2018.

2. Salary. The Interim Superintendent's salary shall be Six Hundred, Eighty-two Dollars (\$682.64) per work day when services are actually performed. The payment of the Interim Superintendent's salary shall be consistent with regular payroll procedures. At the end of each month, the Interim Superintendent shall submit a calendar to the District indicating which days he worked for the District during the previous month.

3. Work Days. The Interim Superintendent shall provide the District one day of service per week not to exceed fourteen (14) days. Any work of service may be provided in person or remotely as deemed appropriate by the Interim Superintendent and the Board President. Specific days served will be determined by the Interim Superintendent and the District Superintendent to accommodate specific needs.

4. Interim Superintendent's Duties. From March 1, 2018 to the close of business on June 30, 2018, the Interim Superintendent shall perform the following tasks and shall be relieved of all other responsibilities of the Interim Superintendent as specified in the Interim Superintendent Contract made on September 13, 2017 between the Board and William Barr:

- a. Advisor and mentor to the new District Superintendent as directed by the new Superintendent and/or Board. The Interim Superintendent shall fulfill the above described responsibility as specified in Federal, State and local laws and regulations, Board Policy and administrative regulations, and direction of the Board.

5. Termination of Contract.

- a. Mutual Consent. This Agreement may be terminated at any time by mutual consent of the Board and the Interim Superintendent.
- b. At Will Termination of Interim Superintendent. The Interim Superintendent's status and all of the Interim Superintendent's rights under this Agreement may be terminated by either the Board or the Interim Superintendent at any time for any reason.

GOVERNING BOARD of the GUSTINE UNIFIED SCHOOL DISTRICT

Crickett Brinkman, President

Date: _____

INTERIM SUPERINTENDENT

William Barr

Date: _____