

## iPhone or iPad

Using the Notes App to scan documents. If you are planning to scan any work to your teachers or teachers if you are scanning work to your students you can use the 'Notes App'. Open a new note, press the camera button, the option to scan document will pop up. Once the document is scanned you can email it with less band with then a photo.









## Android Devices

# Scan documents with Google Drive

Scan documents like receipts, letters, and billing statements to save them as searchable PDFs on your Google Drive.

[Android](#) [Computer](#) [iPhone & iPad](#)

## Scan a document

1. Open the Google Drive app .
2. In the bottom right, tap Add .
3. Tap Scan .
4. Take a photo of the document you'd like to scan.
  - Adjust scan area: Tap Crop .
  - Take photo again: Tap Re-scan current page .
  - Scan another page: Tap Add .