

Sapphire Student Login Information

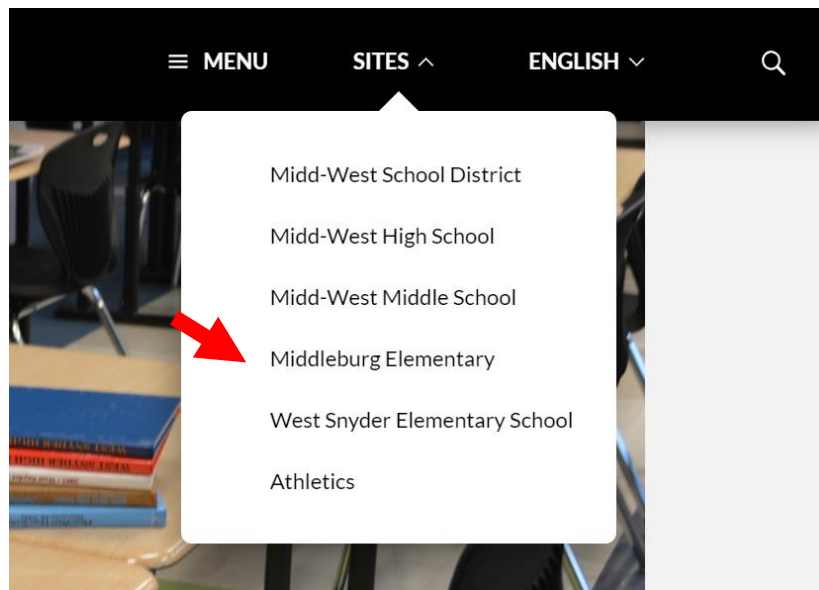
1. Click on the Firefox Browser



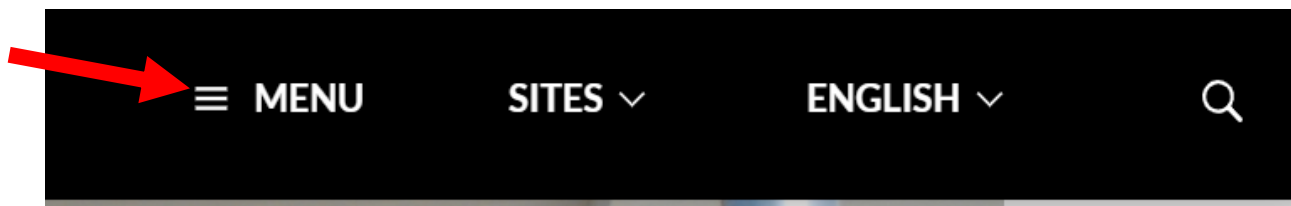
2. Go to the MWSD Homepage – www.mwsd.cc




3. Click **sites** and select **Middleburg Elementary School**




4. Click **menu**



5. Click **Sapphire**



6. Enter your Sapphire **Username**, **Password**, and **PIN** and then click **Login**



Middle-West School District

→ Username









→ Password

→ PIN

→ **LOGIN** ▶

7. Once you sign-in you will see the screen below

STUDENT BACKPACK

-  Student Information
-  Change Student Data
-  Student Data Forms
-  Current Schedule
-  Student Calendar
-  **Courses & Grades**
-  Assessment Scores
-  Attendance