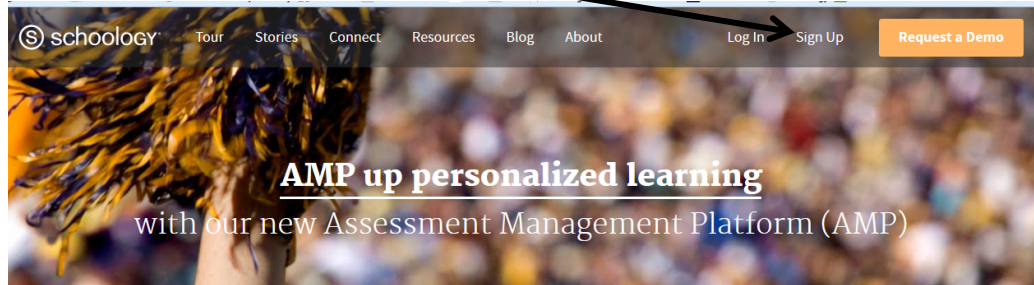
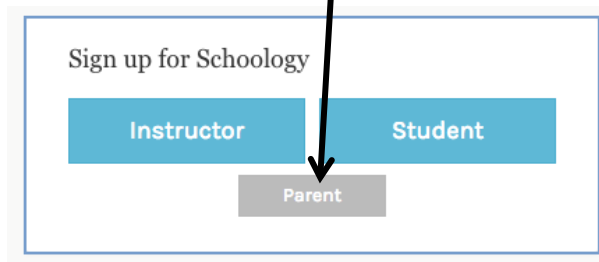


# Parent Log-in for Schoology

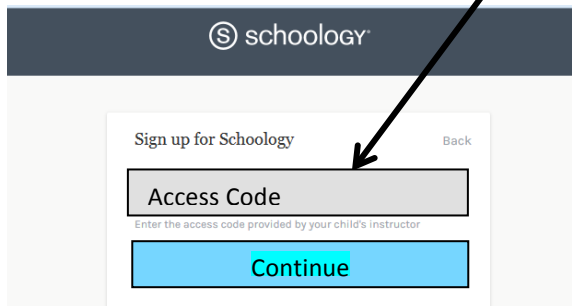
1. In your browser navigate to [www.Schoology.com](http://www.Schoology.com)
2. Click on Sign Up



3. Click on Parent

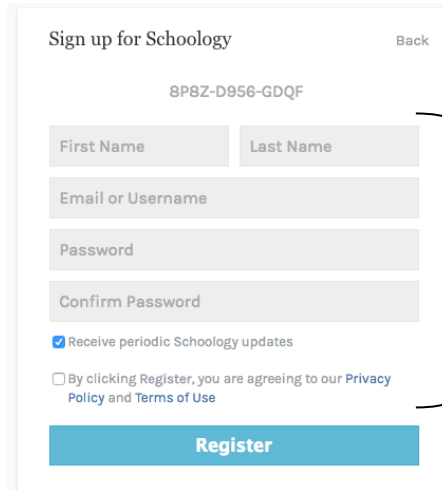


4. Type in Parent Access Code that you received.



# Parent Log-in for Schoology

5. Type in Parent first name, Parent last name, email address, new password



Sign up for Schoology Back

8P8Z-D956-GDQF

First Name Last Name

Email or Username

Password

Confirm Password

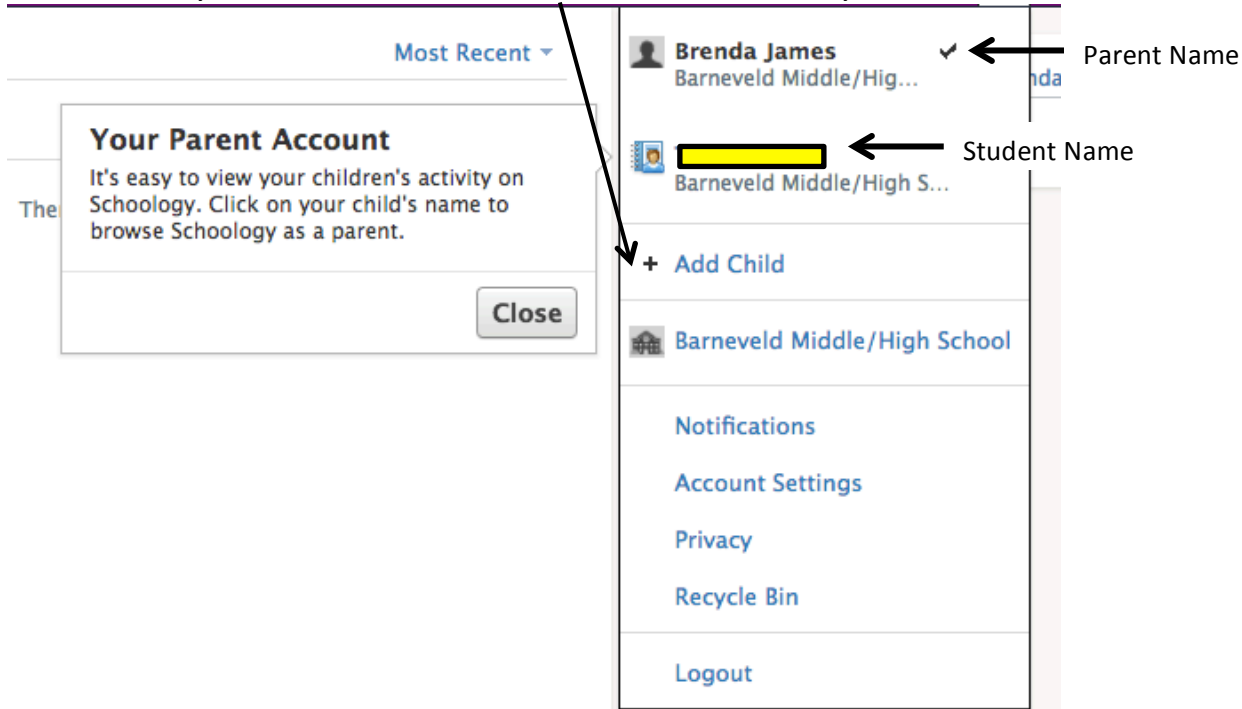
☒ Receive periodic Schoology updates

☐ By clicking Register, you are agreeing to our [Privacy Policy](#) and [Terms of Use](#)

**Register**

Click "Register"

6. To add any other children use code that was sent to you



**Your Parent Account**  
It's easy to view your children's activity on Schoology. Click on your child's name to browse Schoology as a parent.

**Most Recent**

**Brenda James** ✓ Parent Name  
Barneveld Middle/Hig...

**[Redacted]** Student Name  
Barneveld Middle/High S...

**+ Add Child**

**Barneveld Middle/High School**

Notifications

Account Settings

Privacy

Recycle Bin

Logout

**Close**