

Unity West Elementary
2nd Grade Lesson Plan for Monday March 30

What is fast, loud and crunchy?		
Time	Class / Personal Activity	To-do item
9-9:45	Reading	Read for 20 min a day. Vowel Scavenger Hunt: Walk around your house looking for words that can complete the table by filling in words with the correct vowel sound.
9:45-10:15	Recess	Movement and cooperative activities
10:15-11:00	Math	Skip count by 5s to 100. Complete: The Amazing Talking Dog Worksheet Practice math on https://www.mobymax.com/signin
11:00-1:00	Lunch	
1:00-1:30	Specials	Check out Coach Nowlan's Weekly Challenge
1:30-2:00	Social Studies/Science	<u>Science</u> Color and label parts of a plant worksheet Draw in what plants need to survive. Dance to Parts of a Plant Song: https://www.youtube.com/watch?v=rJzn_joMoz8

General To-Do List or Notes	One thing I will do TODAY for my energy/exercise
	Today, I am grateful for

Reminders:
Office Hours etc

Answer: a rocket chip

Name: _____

3-Digit Addition (regrouping)

The Amazing Talking Dog

Add to find the sums. Then solve the riddle by matching the letters to the blank lines below.

$$\begin{array}{r} \text{P} \quad 745 \\ + 539 \\ \hline \end{array}$$

$$\begin{array}{r} \text{A} \quad 429 \\ + 775 \\ \hline \end{array}$$

$$\begin{array}{r} \text{G} \quad 639 \\ + 880 \\ \hline \end{array}$$

$$\begin{array}{r} \text{B} \quad 899 \\ + 243 \\ \hline \end{array}$$

$$\begin{array}{r} \text{E} \quad 753 \\ + 287 \\ \hline \end{array}$$

$$\begin{array}{r} \text{I} \quad 523 \\ + 445 \\ \hline \end{array}$$

$$\begin{array}{r} \text{S} \quad 432 \\ + 98 \\ \hline \end{array}$$


$$\begin{array}{r} \text{N} \quad 326 \\ + 876 \\ \hline \end{array}$$

$$\begin{array}{r} \text{L} \quad 456 \\ + 221 \\ \hline \end{array}$$

$$\begin{array}{r} \text{E} \quad 326 \\ + 427 \\ \hline \end{array}$$

$$\begin{array}{r} \text{L} \quad 428 \\ + 98 \\ \hline \end{array}$$

$$\begin{array}{r} \text{E} \quad 331 \\ + 531 \\ \hline \end{array}$$



What is even more amazing than a talking dog?

1,204

530

1,284

1,040

526

677

968

1,202

1,519

1,142

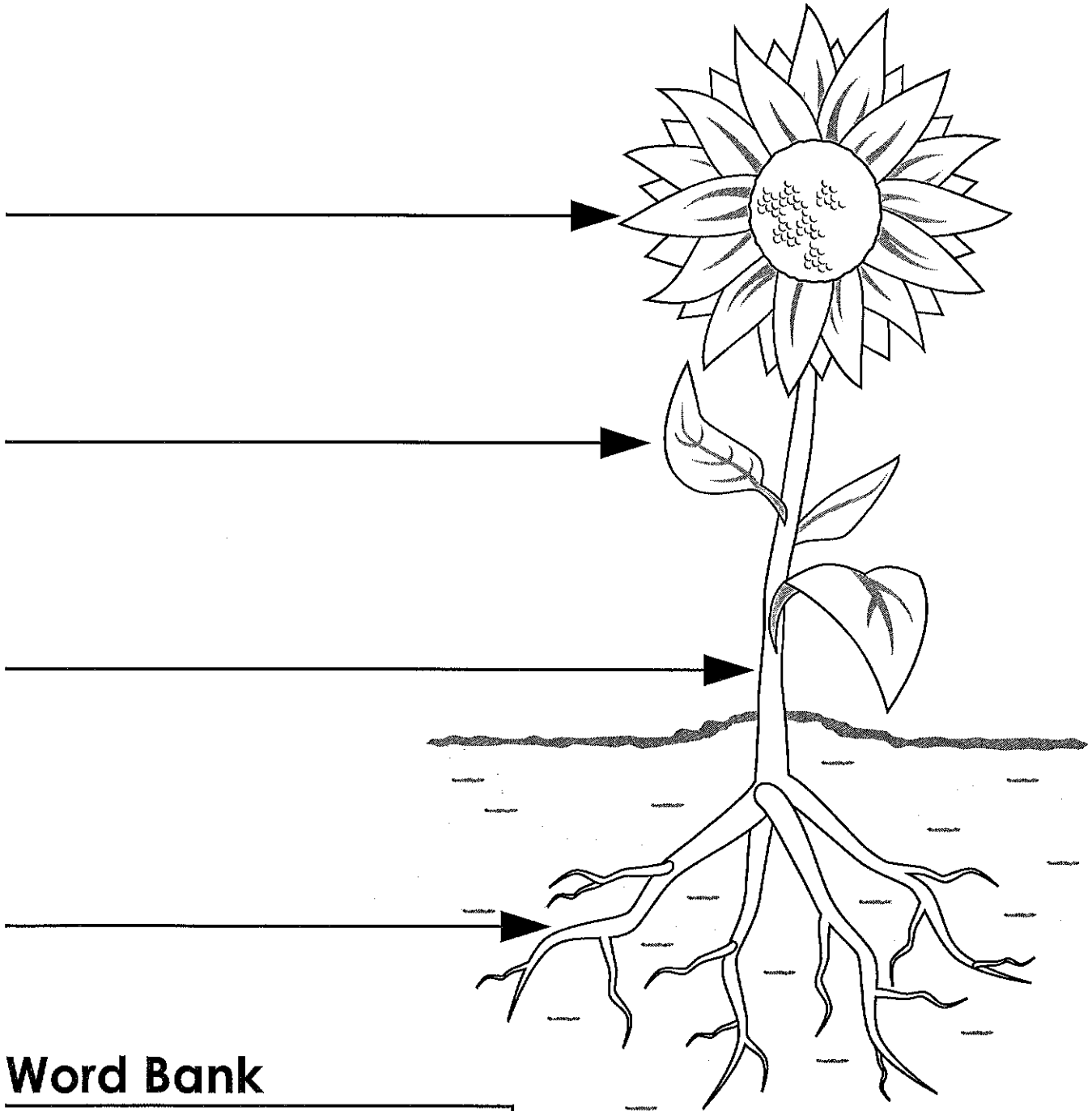
753

862

Name: _____

Parts of a Plant

Write the parts of the plant on the lines.



Word Bank

roots

stem

leaf

flower

Vowel Matrix

Complete the table below by filling in words with the correct vowel sound.

vowel sound	sample word	your word	your word	your word	your word
long a	age				
short a	band				
short e	felt				
long e	wheel				
short i	igloo				
long i	time				
short o	stop				
long o	hope				
short u	rug				
long u	unicorn				

Challenge: Can you think of a word that has only the letter y as a vowel?
 What sound does the vowel y make in your word?

word: _____ sound: _____

THIS WEEK FOR PE FROM COACH NOWLAN & COACH IPSEN

March 30th-April 3rd

Dear Parents,

As students transition to online learning, be mindful of how much screen time your kids are getting. We are including activities that can be done at your lunch break/recess time built into your schedule from your teacher.

Staying active and fit is a critical part of staying healthy. Although you are all at home, it doesn't mean that you and your family can't still be physically active. Getting at least 60 minutes of physical activity per day is more important than ever during these times.

We have provided some guidance and resources to make sure your kids are physically active while at home. These are recommendations and not mandatory - what's important is that all students are physically active for a total of at least 60 minutes per day. Please fill out the chart below, so we know what you did and you can keep track of your fitness. Use the chart on the second page to pick activities to do and record, we encourage you to pick from different categories. We also encourage you to do warm-up stretches that we do before each class, have fun staying fit.

This Week: NAME: _____ CLASS: _____

DAY	CATEGORY	ACTIVITIES
MON		
TUES		
WED		
THUR		
FRI		

Note: Make sure students are supervised and safe during all types of physical activity.

FITNESS ACTIVITIES

A CARDIO ACTIVITIES	B MUSCULAR STRENGTH	C MUSCULAR ENDURANCE	D FLEXIBILITY ACTIVITIES	E REC. ACTIVITIES
JOG FOR 10-20 MINS	PUSH-UPS 30-50 DO IN SETS OF 10	PLANKS 5-10 TIMES 1 MIN EACH	STRETCHING FOR 20 MINS	WALK YOUR PET 15-20 MINS
JUMP ROPE FOR 10-15 MINS	SIT-UPS 50-100 DO IN SETS OF 10	LOW/MID/HIGH 5-10 TIMES 45 SEC. EACH	PILATES FOR 20 MINS	PLAY CATCH W/ FOOTBALL 20 MINS
WALK FOR 20 MINS	LUNGES 30-50 DO IN SETS OF 10	WALL SIT 5-10 45 SEC EACH	YOGA FOR 20 MINS	SHOOT HOOPS 20 MINS
BIKE FOR 20 MINS	SQUATS 50-100 DO IN SETS OF 10	HOLD UP POSITION OF PUSH-UP 5-10 TIMES 1 MIN EACH		BASKETBALL PLAY HORSE OR AROUND THE WORLD
SKATEBOARD FOR 15-20 MINS	SHOULDER TAPS 100-200 DO IN SETS OF 20	JUMP ROPE 200-300 TIMES		PLAY FRISBEE 20 MINS
SCOOTER FOR 15-20 MINS	HIP POCKETS 100-200 DO IN SETS 20	AB WORKOUT 15-20 MINS		PLAY CATCH W/ BASEBALL/ SOFTBALL 20 MINS

EXAMPLE OF HOW TO FILL OUT:

This Week:

NAME: COACH IPSEN

CLASS: 4B

DAY	CATEGORY	ACTIVITIES
MON	A & C	BIKE AND PLANKS
TUES	A & E	WALK AND BASKETBALL
WED	B & D	PUSH-UPS AND STRETCHING
THUR	A & E	SKATEBOARD AND FRISBEE
FRI	A & B	WALK, SHOULDER TAPS, AND HIP POCKETS

Unity West Elementary
2nd Grade Lesson Plan for Tuesday March 31

Why are fish so smart?		
Time	Class / Personal Activity	To-do item
9-9:45	Reading	Read for 20 min a day. Listen to the review of common and proper nouns: https://www.turtlediary.com/game/proper-noun.html Complete: The Common and Proper Noun Worksheet
9:45-10:15	Recess	Movement and cooperative activities
10:15-11:00	Math	Draw a picture of coins and show 2 different ways to make 75¢ Complete: Counting Dimes, Nickels, and Pennies Worksheet Practice math on https://www.coolmathgames.com/
11:00-1:00	Lunch	Did you eat a Go food today?
1:00-1:30	Specials	Check out Ms Hanners Art Online
1:30-2:00	Social Studies/Science	<u>Social Studies</u> Complete Map WS Watch a video on BrainPopJr. About Maps (Username: udryv, Password: unity2) https://jr.brainpop.com/socialstudies/geography/readingmaps/transcript/

General To-Do List or Notes	One thing I will do TODAY for my energy/exercise
	Today, I am grateful for

Reminders:
Office Hours etc

answer: they live in schools

Name: _____

Common and Proper Nouns

A **common noun** names a general person, place or thing.

examples: I went to the city.

The man was kind.

A **proper noun** names a specific person, place, or thing. Always capitalize the first letter of a proper noun.

examples: I went to San Francisco.

Mr. Brown was kind.



**Part 1: Underline the common nouns with a blue crayon.
Underline the proper nouns with a red crayon.**

1. The house is on Main Street. (1 common, 1 proper)
2. Karen played with her sister. (1 common, 1 proper)
3. Fran went to Furry Friends Pet Shop. (2 proper)
4. The car stopped quickly. (1 common)
5. Morgan Boulevard is a busy street. (1 proper, 1 common)
6. Michael and his friend chased the kitten. (1 proper, 2 common)
7. Did you see Kevin at the party? (1 proper, 1 common)
8. Laura looked at the stars through her telescope. (1 proper, 2 common)
9. There were no yellow markers in the box. (2 common)
10. Have you ever eaten a cheeseburger at Burger Planet? (1 common, 1 proper)

Name: _____

**Part 2: Write the word common next to each common noun.
Re-write each proper noun correctly.**

11. alice smith _____
12. carpenter _____
13. dog _____
14. max _____
15. book _____
16. mayberry library _____
17. jupiter _____
18. planet _____
19. restaurant _____
20. doug's diner _____

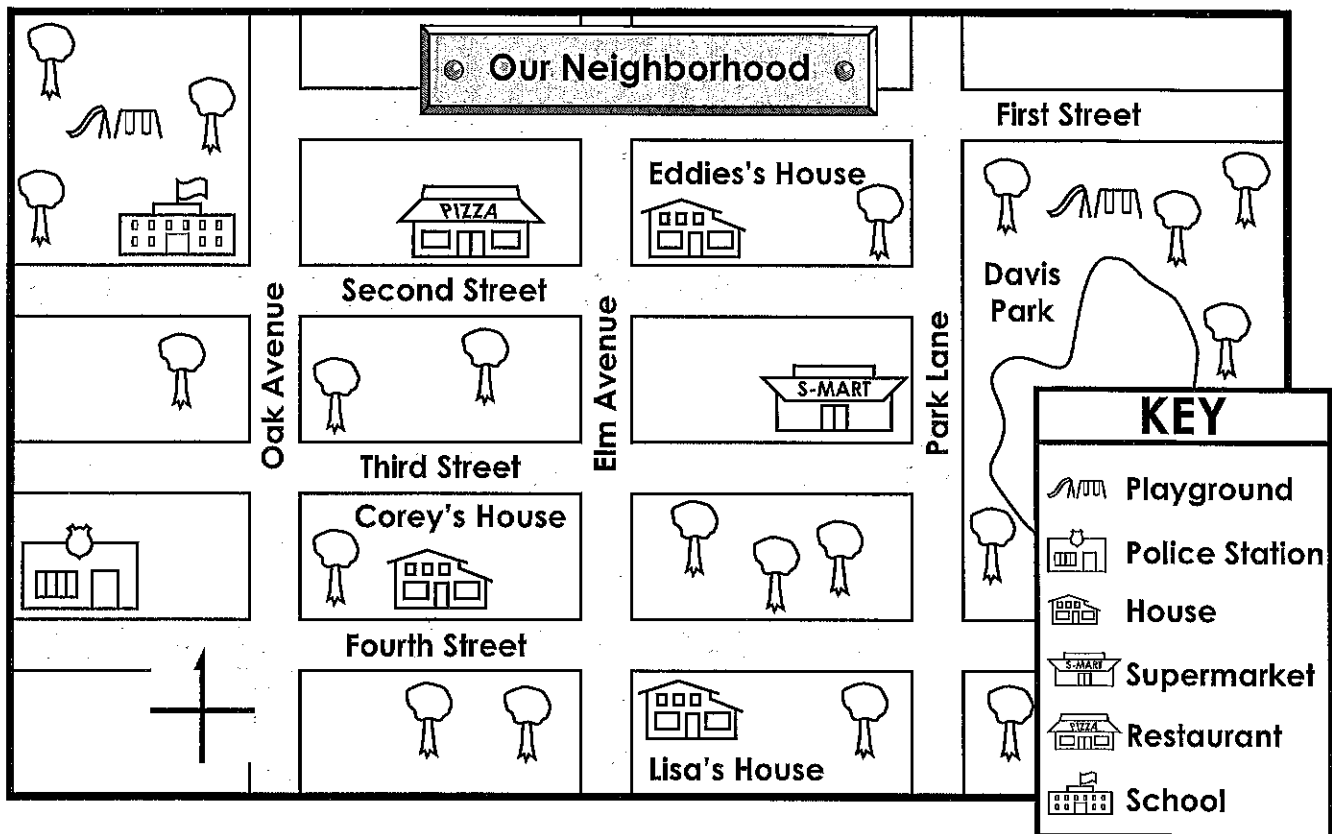
Part 3: Write the proper noun for each common noun.

examples:	author - <u>E. B. White</u>
	singer - <u>Carrie Underwood</u>

21. book _____
22. country _____
23. school _____
24. holiday _____
25. athlete _____

Name: _____

Reading a Map



1. Label **N**, **S**, **E**, and **W** on the compass rose.

Write **north**, **south**, **east**, or **west** to complete each sentence.

2. To go from Eddie's house to the school, you travel _____.

3. The supermarket is _____ of Lisa's house.

4. A police officer would go _____ to Davis Park.

5. Students walk _____ to the school after using the school playground.

6. Corey goes _____ to eat at the restaurant.

7. Eddie would walk _____ to use the Davis Park playground.

8. Eddie would walk _____ to visit Lisa.

Name _____

Date _____



COUNTING DIMES, NICKELS AND PENNIES SHEET 2


Count the dimes, nickels and pennies. Work out the amounts in cents.




= _____ ¢



= _____ ¢



= _____ ¢



= _____ ¢



= _____ ¢

Work out the correct totals for these coins.

1 dime + 1 nickel + 1 penny = _____ ¢ + _____ ¢ + _____ ¢ = _____ ¢

2 dimes + 2 nickels + 1 penny = _____ ¢ + _____ ¢ + _____ ¢ = _____ ¢

4 dimes + 2 nickels + 3 pennies = _____ ¢ + _____ ¢ + _____ ¢ = _____ ¢

3 dimes + 1 nickels + 2 pennies = _____ ¢ + _____ ¢ + _____ ¢ = _____ ¢

Unity West Elementary
2nd Grade Lesson Plan for Wednesday April 1

What does a rain cloud wear under her dress?		
Time	Class / Personal Activity	To-do item
9-9:45	Reading	<p>Read for 20 min a day.</p> <p>Read a book to a sibling, pet, or stuffed animal then complete the story map. Make sure to tell the setting, main characters, and a sentence each about the beginning, middle, and end of the story.</p>
9:45-10:15	Recess	Movement and cooperative activities
10:15-11:00	Math	<p>Skip count by 2s to 30.</p> <p>Complete: Subtraction Worksheet</p> <p>Practice math on https://www.mobymax.com/signin</p>
11:00-1:00	Lunch	Help clean up after lunch.
1:00-1:30	Specials	Complete the Kindness Bingo from Ms Cross
1:30-2:00	Social Studies/Science	<p><u>Science</u> Can build a house out of paper? Use the handout for ideas. Watch the Mystery Science video and Create a paper tower.</p> <p>https://mysteryscience.com/materials/mystery-5/materials-properties-engineering/262?code=NDEwMDY3MDQ&t=student</p>

General To-Do List or Notes	One thing I will do TODAY for my energy/exercise
	Today, I am grateful for

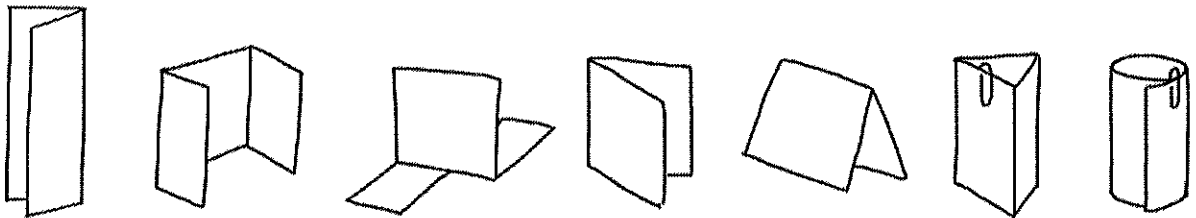
Reminders:
Office Hours etc

Answer: thunderwear

Paper Towers

Name: _____

1. You used note cards to make pieces to build a tall tower. What did your pieces look like? You can circle our pictures, draw your own pictures, or describe your pieces in words.



2. Could you use the same pieces to build a tall tower and a strong tower? How?

3. Is making towers with cards *different* from building real buildings? How?

4. Is making towers with cards *similar* to building real buildings? How?

Name: _____

Story: _____

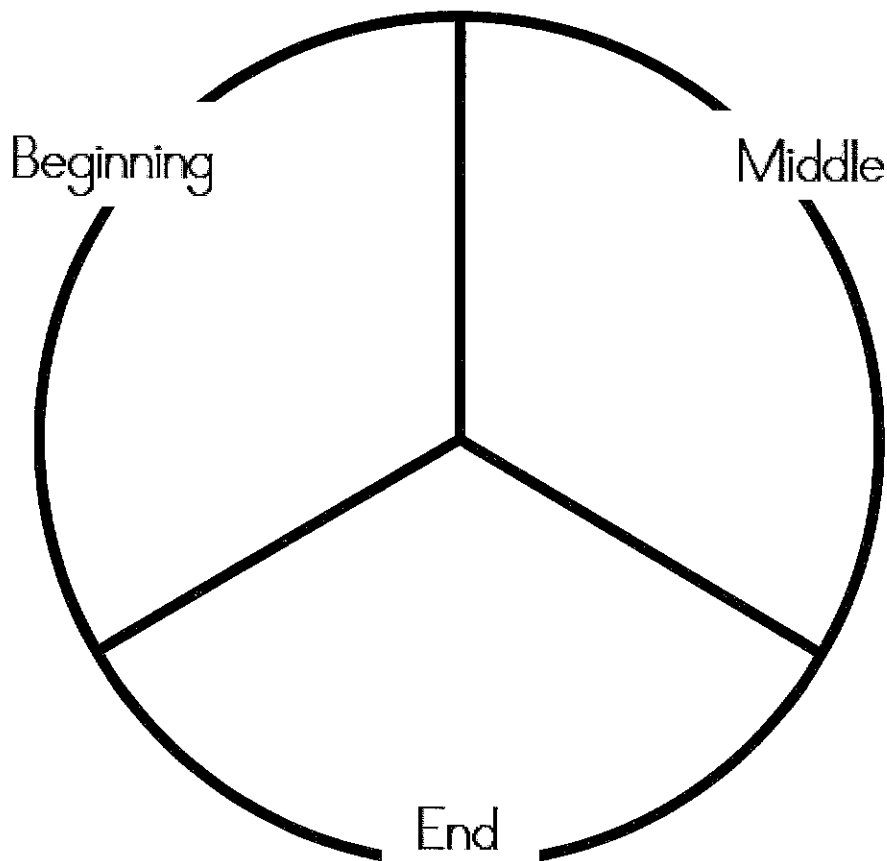
Author: _____

Setting

Time: _____

Place: _____

Main Characters



Name: _____

Subtraction

Subtract to find the differences.



a.
$$\begin{array}{r} 507 \\ - 294 \\ \hline \end{array}$$

b.
$$\begin{array}{r} 483 \\ - 127 \\ \hline \end{array}$$

c.
$$\begin{array}{r} 920 \\ - 50 \\ \hline \end{array}$$

d.
$$\begin{array}{r} 378 \\ - 259 \\ \hline \end{array}$$

e.
$$\begin{array}{r} 517 \\ - 108 \\ \hline \end{array}$$

f.
$$\begin{array}{r} 837 \\ - 47 \\ \hline \end{array}$$

g.
$$\begin{array}{r} 611 \\ - 540 \\ \hline \end{array}$$

h.
$$\begin{array}{r} 747 \\ - 394 \\ \hline \end{array}$$

i.
$$\begin{array}{r} 680 \\ - 215 \\ \hline \end{array}$$

j.
$$\begin{array}{r} 906 \\ - 241 \\ \hline \end{array}$$

k. Liz works at a pet store. She put 238 bags of cat food on the shelf. Customers bought 142 bags. How many bags were left?

l. Brett also works at the pet store. He put 418 dog toys on the shelves. Soon, there were only 209 left. How many dog toys did customers buy?

ACTS OF KINDNESS

LEARNINCOLOR.COM

Leave someone a kind note	Give a compliment	Hold the door open for someone	Do a chore for a sibling	Create care packages
BRING DINNER TO SOMEONE	Donate old books	smile	Support a small business	Leave a snack and note for the mailman
Tell a family member how much you love them	Weed/rake leaves/shovel snow for a neighbor	FREE SPACE	PICK UP LITTER	Give a hug
LET SOMEONE GO AHEAD OF YOU	VOLUNTEER	Leave change at a vending machine	do a chore without BEING asked	Bake cookies for firefighters or police
Give a friend or the new kid a snack	ASK OTHERS TO PAY IT FORWARD	WRITE A THANK YOU LETTER	Visit a nursing home	Donate to a food bank

Unity West Elementary
2nd Grade Lesson Plan for Thursday April 2


Why did the cookie go to the nurse?		
Time	Class / Personal Activity	To-do item
9-9:45	Reading	Read for 20 min a day. Write a letter to someone. Don't forget to include the date, greeting, body, closing, and signature.
9:45-10:15	Recess	Movement and cooperative activities
10:15-11:00	Math	Make a paper airplane and measure how far it flies. Complete: Counting by Tens Worksheet Practice math on https://www.coolmathgames.com/
11:00-1:00	Lunch	List as many GO foods as you can.
1:00-1:30	Specials	Sing your favorite song to someone and have them sing one as well.
1:30-2:00	Social Studies/Science	<u>Social Studies</u> Complete the president's day word search Watch a short video about President's Day https://www.pbslearningmedia.org/resource/43c3ae84-c685-4828-9d7e-1c8fc09cad3f/presidents-day-all-about-the-holidays/

General To-Do List or Notes	One thing I will do TODAY for my energy/exercise
	Today, I am grateful for

Reminders: <i>Office Hours etc</i>

Answer: he felt crummy

All About the Holidays



Directions: After you watch the video, find all the holiday vocabulary words in the Word Search. Look forwards, backwards, up, down, and diagonally.

Presidents Day

S B A Z L X H N C W F O J H D L D I D Q
M O N D A Y R O W H V J G O P G M J H H
T X D K V E N F I D I M W N N O W T E I
F S R W P G V N W C N W L O S V V Z O S
I P H D R A V Y O J E O L L O E D L P T
K B H E T M T D X I C Y G N J R J P A O
X T S V F W X R K N T I D U M N L L B R
V S P H T U W X I F E A F V O M M L Z Y
C O C N V A T L U O R V R K D E R L W X
C M Q V M S M I C N T T O B E N N I G E
Q P E P K A Y P K G M I B T E T A E F D
M H Q U H H U I C D L O C P R L Z O P I
J V E A V O F S Z X K Q M D F H E L B M
B C R J P A M E R I C A N D B Z D C Q E
N B K J J A T Q M O J J T S H X A N O L
A C M F T M S Y A D S T N E D I S E R P
E G M Q U N Y D O B I R T H D A Y K P I
F A K M X J F J A A L A U F U B H O Z U
H K G X J T G L E A D E R S Y Y E G N X
S K G F A K G B Q F D T U V O Y I D G X

PRESIDENTS DAY
ABRAHAM LINCOLN
MONDAY
PATRIOTIC

CELEBRATION
BIRTHDAY
AMERICAN
FREEDOM

CONGRESS
HISTORY
LEADERS
GOVERNMENT

Name: _____

Jumping Up Tens

Start at 36. Add 4 groups of 10 (that's 40!)

36 _____ So, $36 + 40 =$ _____

Start at 58. Add 3 groups of 10 (that's 30!)

58 _____ So, $58 + 30 =$ _____

Start at 14. Add 5 groups of 10 (that's 50!)

14 _____ So, $14 + 50 =$ _____

Start at 68. Add 2 groups of 10 (that's 20!)

62 _____ So, $62 + 20 =$ _____


Add more than one group of 10 to find each answer:

$75 + 20 =$ _____ $44 + 30 =$ _____ $39 + 40 =$ _____

$$\begin{array}{r} 56 \\ +30 \\ \hline \end{array}$$

$$\begin{array}{r} 72 \\ +20 \\ \hline \end{array}$$

$$\begin{array}{r} 21 \\ +50 \\ \hline \end{array}$$



$50 + 28 =$ _____ _____ $= 46 + 20$ $60 + 20 =$ _____

Friendly Letter

(date - example: June 4, 2013)

(salutation - example: Dear Martha,)

(closing - example: Love,)

(signature - your name)

Unity West Elementary
2nd Grade Lesson Plan for Friday April 3

What kind of room doesn't have doors?		
Time	Class / Personal Activity	To-do item
9-9:45	Reading	Read for 20 min a day. Letter Mix Up: How many words can you make by rearranging the letters in the words HAPPY SPRING?
9:45-10:15	Recess	Movement and cooperative activities
10:15-11:00	Math	Go on a number scavenger hunt. How many numbers can you find? Make a list! Complete: Place Value Worksheet Practice math on https://www.mobymax.com/signin
11:00-1:00	Lunch	Do some chores around the house.
1:00-1:30	Specials	Check out Mrs. Knott's Online Library
1:30-2:00	Social Studies/Science	<u>Science</u> Fill up glasses w/ different amounts of water and play music. Use the handout for directions.

General To-Do List or Notes	One thing I will do TODAY for my energy/exercise
	Today, I am grateful for

Reminders:
Office Hours etc

Answer: a mushroom

Making Music with Water

Have you ever tried making music with glasses or bottles filled with water? I bet your favourite band hasn't. Experiment with your own special sounds by turning glasses of water into instruments, make some cool music and find out how it works.

What you'll need:

- 5 or more drinking glasses or glass bottles
- Water
- Wooden stick such as a pencil

Instructions:

1. Line the glasses up next to each other and fill them with different amounts of water. The first should have just a little water while the last should be almost full, the ones in between should have slightly more than the last.
2. Hit the glass with the least amount of water and observe the sound, then hit the glass with the most water, which makes the higher sound?
3. Hit the other glasses and see what noise they make, see if you can get a tune going by hitting the glasses in a certain order.




What's happening?

Each of the glasses will have a different tone when hit with the pencil, the glass with the most water will have the lowest tone while the glass with the least water will have the highest. Small vibrations are made when you hit the glass, this creates sound waves which travel through the water. More water means slower vibrations and a deeper tone.


Name: _____

Comparing Numbers Using Place Value

Edward drew three
number cards and
put them in this
order:



Draw the number Edward made using base-10 blocks.



Show two other ways Edward could arrange the same cards.

--	--	--

--	--	--

Draw each number using base-10 blocks.




Of the three numbers you made, put a star by the number that is the biggest.

Name: _____

Letter Mix-Up

How many words can you make by rearranging the letters in the words HAPPY SPRING?

Cut out the square letter files on the second page. Re-arrange them to make as many different words as possible. Write your words on the lines.



1.

2.

3.

4.

5.

6.

7.

8.

9.

10.

11.

12.

13.

14.

15.

H	A	P
P	Y	S
P	R	I
N	G	