



ATTENTION NEEDVILLE PARENTS AND STUDENTS

Classlink is the easiest way to get to your teachers' online curriculum. Once you log into ClassLink, you will have access to many district resources, including Google Classroom, which is where teachers are posting materials. For parents with multiple children using the same computer, Classlink will simplify the process of logging in and out of multiple resources for multiple people.

To get to ClassLink, click below or type this into your address bar:

<https://launchpad.classlink.com/Needville>

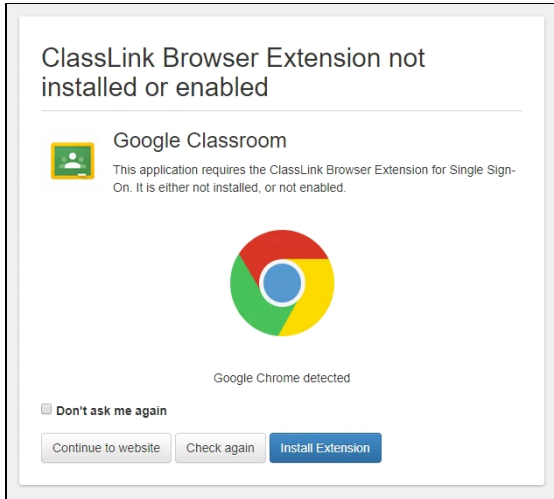
Needville ISD recommends that you use the Google Chrome browser, though this is not mandatory. ****Note**** For ClassLink to properly work, you MUST install the ClassLink web extension. The first time you go to ClassLink, you will be prompted to install the extension. See page 2 for details on installing the extension. During the process you might be asked to "sync." This is fine, but not necessary.

Student Logins are formatted as follows:

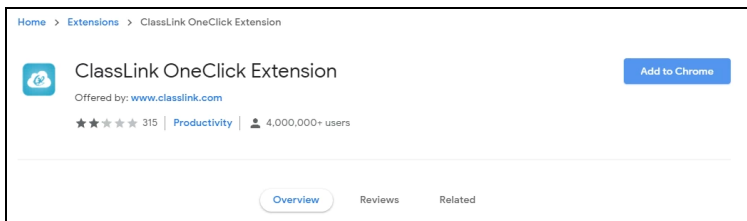
Username: Six digit ID number (example 456123)

Password: 00 + Six digit ID number (example 00456123)

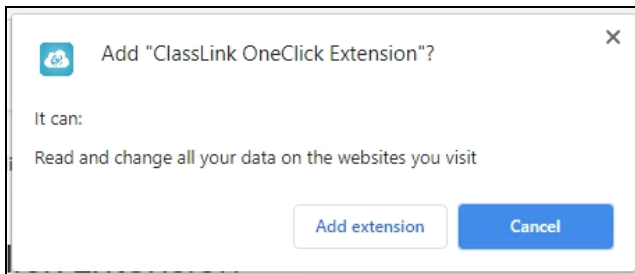
Installing the Extension



When you first log in to ClassLink, you should be prompted to install the extension. Click on “Install Extension.”



Click on “Add to Chrome.”



Then click “Add extension”

If for some reason you don't get prompted to install when you first go to ClassLink, you can install it manually using the links below.

- Chrome Extension [HERE](#)
- Microsoft Edge Extension [HERE](#)

Once you see this icon in the top right of your browser, you are ready to use ClassLink. Good luck.

