

**Passage 1 Story Elements**

# RABBIT LAUGHS

Long ago, there lived a rabbit. Rabbit had a field. It was filled with weeds. Rabbit wanted to plant food. So she had to get rid of the weeds.

But Rabbit was lazy. She did not want to pull up the weeds.

Rabbit thought of a plan. She got a rope. She walked to one side of the field. There she found a big hippo. "I bet I can pull harder on this rope than you!" Rabbit told Hippo. "Just hold one end. Wait until I start to pull."

Then Rabbit took the other end of the rope. She walked to the other side of the field. There she found an elephant. "I bet I can pull harder than you!" Rabbit said. "Just hold this rope until I start to pull."

Rabbit went to the middle. She gave a tug on the rope. Hippo and Elephant began to pull on each end. They pulled hard. The rope went this way and that. It cut down the weeds. Soon the weeds were gone!

Rabbit hopped over to Hippo. "Thanks!" she said. Then she hopped back to Elephant. "Thanks!" she said.

Elephant and Hippo asked, "But who is pulling the other end of the rope if you are hopping?"

How that Rabbit laughed!

**1. Where does this story take place?**

- (A) a sea
- (B) a mountain
- (C) a field
- (D) a zoo

**2. What was Rabbit's problem?**  

---

**3. Which word best describes Rabbit?**

- (A) sad
- (B) helpful
- (C) mad
- (D) tricky



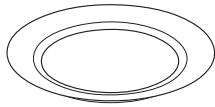
**Passage 2 Sequence**

# Here Comes the Sun


Do you like the sun? Here is a way to have a sun in your room every day!

**You will need:**

- a paper plate



- some yellow paint



- a brush



- yellow paper



- scissors



- a stapler




- a black pen



- a hole punch



- string



- Step 1:** Paint the back of the plate yellow.  
**Step 2:** Put your hand on the yellow paper. Draw around your hand. Draw your hand 7 times.  
**Step 3:** Cut out the 7 hands.  
**Step 4:** Staple the hands to the plate.  
**Step 5:** Draw a happy face on your sun.  
**Step 6:** Make a hole at the top of the plate.  
**Step 7:** Put string through the hole. Hang up the plate in your room!

**1. What is the first thing you should do?**

\_\_\_\_\_

**2. What should you do after you draw your hand 7 times?**

\_\_\_\_\_

**3. What is Step 6?**

- (A) Make a hole.
- (B) Draw a happy face on your sun.
- (C) Staple the hands to the plate.
- (D) Cut out the 7 hands.

## Passage 3 Story Elements

# Troll's New Look

Once there was a troll who lived under a bridge. Every day he scared people. That is what his father told him to do. That is what all trolls do. Troll yelled, and people ran away.

“Good job!” said his father.

But Troll was very sad. His was a lonely job.

“No one ever talks to me. No one ever smiles,” he said.

“Of course not!” said his father. “You are a troll! No one will *smile* at you.”

When Troll heard this, he sat under the bridge. He thought he would never move again.

The next morning, three girls came to the bank of the river. Troll knew he should yell and wave his arms. But he wanted to smile. He wanted to tell them how pretty they looked. Then he remembered what his father had told him. He yelled.

“What was that?” screamed the big sister.

“It must be a monster!” screamed the middle sister. They both ran back the way they had come.

But the little sister looked under the bridge. She saw Troll. “Who are you?” she asked.

“I am just a troll,” said Troll. “No one will ever smile at me.”

“Think about how you look,” said the girl.

“What do you mean?” asked Troll.

“If you sit under bridges and look wild, people will not smile at you. They will be scared of you,” said the girl. “You need to change the way you look!”



“How?” asked Troll.

“You need to take a bath. Cut your hair. Wear some nice clothes!”

Troll thought hard about what the girl said. Then he took a bath in the river. After that he walked into town. First he went to a barbershop. He said, “Please cut my hair.”

“As you wish, Mr. Troll,” said the man.

Next Troll bought some nice clothes. He paid with some fish from the river.

“Thank you,” said the man in the store, and he smiled at Troll!

That made Troll smile to himself all the way home.

**1. At the beginning of the story, where is Troll?**

- Ⓐ under a bridge
- Ⓑ in a store
- Ⓒ in a house
- Ⓓ on an island

**2. What is Troll’s problem?**

---

---

**3. How does Troll solve his problem?**

---

---

**4. Where does Troll walk to near the end of the story?**

---

---

**5. How does Troll feel at the beginning of the story, and how does he feel at the end?**

---

---



**Passage 4 Drawing Conclusions**

# MEET JORGE ESTRELLA

*Jorge Estrella writes for a newspaper. He works for Big Sky News. We spoke to him to find out about his job.*

**Question: How long have you been writing news stories?**

**Answer:** I have been writing for two years.

**Q: Why did you become a writer?**

**A:** I have always liked to write. When I was a kid, I wrote lots of stories.

**Q: So why do you only write news stories now?**

**A:** When you write a storybook, you spend a lot of time alone. I want to have many chances to meet people and talk to them. That's why I write news, not books.

**Q: How do you spend time with other people as a news writer?**

**A:** Before I write a story, I have to get facts. I see the people who know the

facts. I ask them questions. Then I go back to the building where I work. It's filled with people. The people are all working on the next day's newspaper.

**Q: Do you think your job is hard?**

**A:** Some days are harder than others. On a hard day, many things happen. That means I have to write a lot of news stories.

Sometimes I even miss lunch! But at the end of a hard day, I feel good about all of my work.

**Q: Do you ever write news stories about kids?**

**A:** Sure. I am working on one right now. It's about some kids who think the city needs more soccer fields. They want to find a way to get more fields.

**Q: What do you think will happen?**

**A:** Well, many people will read my story. Maybe some of them will offer to help. If they do, that will be another story I can write.



1. **Big Sky News** is the name of a \_\_\_\_\_.

- Ⓐ newspaper
- Ⓑ mystery book
- Ⓒ song
- Ⓓ college

2. From reading this passage, what can you tell about **Jorge Estrella**?

- Ⓐ He likes to be alone.
- Ⓑ He likes to play soccer.
- Ⓒ He likes to write books.
- Ⓓ He likes to be around people.

3. Where do you think **Jorge** writes his news stories?

\_\_\_\_\_

4. What would an easy day at work be like for **Jorge**?

\_\_\_\_\_

\_\_\_\_\_

5. To write a story about the kids who want more soccer fields, what does **Jorge** need to do?

- Ⓐ Meet and talk to people.
- Ⓑ Read a soccer book.
- Ⓒ Watch the kids play soccer.
- Ⓓ Give the kids a soccer field.



**Passage 5 Drawing Conclusions**

# Rules for Our School



**1. SMILE.** People catch smiles just like they catch colds! If you smile at a person, he or she will probably smile at someone else. Soon the whole school will be smiling.

**2. FIND WAYS TO HELP.** If someone falls, help that person up. If someone has a lot of books, open the door. If a friend does not understand something, help him or her.

**3. ALWAYS SAY THANK YOU.** Remember to say “Thank you” to others. The person you thank will feel good. The person will also be glad to help you the next time.

**4. NEVER PUSH.** Lots of people share our school. We share the halls. We share the water fountains. You can’t always be first. So do not push! You will make others angry. You might even hurt someone. Instead, say, “You first!”

**1. Why do you think you should smile?**

- (A) It can help make others happy.
- (B) Smiles are hard to catch.
- (C) Few people know how to smile.
- (D) The school will not catch cold.

**2. What is one rule that you should NOT add to “Rules for Our School?”**

- (A) Don’t push others in line.
- (B) Share with other students.
- (C) Don’t help new students.
- (D) Always say “Please.”

**3. What lesson did you learn from these rules?**

---



---

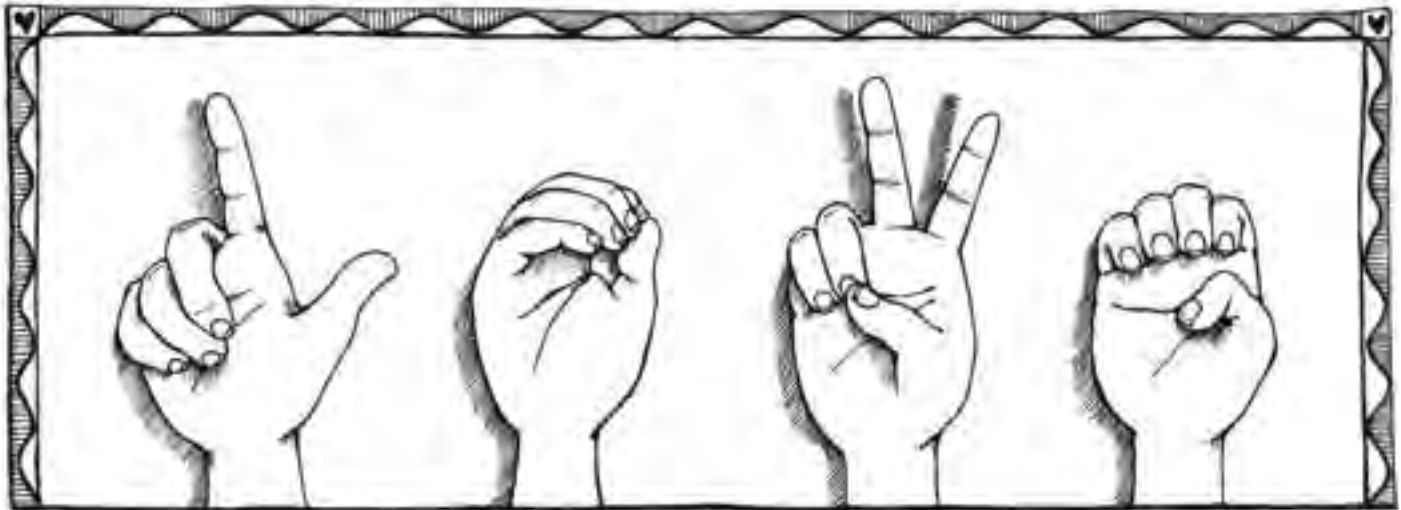
*Writing Prompt:* Do you think these rules would be good for your school? Why or why not?



**Passage 6 Main Idea and Details**

# Talk With Your Hands

Some people can't hear. These people have a special way of talking. They talk with their hands. This is called "signing." There are two main ways to sign. First, you can spell out each letter in a word. Here is the word *love*.



Spelling words takes a long time. There is a faster way to sign. You can show a whole word with one sign.

To sign some words, you keep your hands still. (Look at the signs for *love* and *ball* below.) To sign other words, you need to move your hands. To sign the word *dog*, you pat your leg.

Signing is lots of fun. Anyone can learn. You can learn from a book. You can learn from a teacher. You can learn from a friend who uses signing every day. Here are good signs to start with:





**1. What is this passage mostly about?**

- Ⓐ how to be a better speller
- Ⓑ why some people cannot hear
- Ⓒ all the things you can do with your hands
- Ⓓ using your hands to talk

**2. Look at the sign. What letter is it?**

- Ⓐ L
- Ⓑ O
- Ⓒ V
- Ⓓ E



**3. What word does this sign stand for?**



\_\_\_\_\_

**4. Name a word that you have to move your hands to sign.**

\_\_\_\_\_

**5. There are many ways to learn how to sign. Name two.**


\_\_\_\_\_

\_\_\_\_\_



**Passage 7 Making Inferences and Predictions**

# The Right Pet



Will sat on the kitchen floor. He was holding a cookie next to a tiny hole in the wall. Will's father came into the kitchen.

"What are you doing?" he asked.

"Quiet, please," said Will. "You will scare it."

"What will I scare?" asked Will's dad.

"The mouse!" said Will. "This is a mouse hole."

"That hole does not belong to a mouse," said his dad. "I made it."

"How?" asked Will.

"I banged a chair leg into the wall. I am going to fix the hole," said his dad.

Will looked at his father. Then he looked down at the floor.

"What is wrong?" asked his father.

Will said, "Cats make Mom sick. Our apartment is too small for a dog. I thought I had found a pet at last."

His father smiled. "Wild animals do not make good pets, Will. I have a better idea. Would you like to go to the pet store?"

"Of course," Will said as he stood up. He put the cookie in his mouth. He was ready to go.

**1. Why do you think Will was holding a cookie?**


---



---

**2. How do you think Will felt when he looked down at the floor?**

- (A) happy                      (C) tired  
(B) surprised                (D) sad

**3. What do you think Will and his father will do next?**

- (A) Make a hole in the wall.    (C) Buy a pet mouse.  
(B) Get a mousetrap.            (D) Make some cookies.



## Passage 8 Sequence

# Peanut Butter Fudge

Do you love peanut butter? Here is a way to make a soft peanut butter fudge. Ask an adult to help you when you use the microwave. Do not make this if you cannot eat peanuts.

## A Recipe For Peanut Butter Fudge

### YOU WILL NEED:

- |                             |   |
|-----------------------------|---|
| • 1 stick of butter         | • a cake pan                                |
| • 1 cup of peanut butter    | • a large bowl that can go in the microwave |
| • peanuts                   | • a big spoon                               |
| • 4 cups of sugar           | • a rolling pin                             |
| • $\frac{1}{2}$ cup of milk | • measuring cups                            |
| • 1 cup of chocolate chips  |   |

**Step 1:** Let the butter get soft. Rub a little butter all over the sides of the cake pan.

**Step 2:** Put the rest of the butter in the bowl. Add the peanut butter. Put the bowl in the microwave. Put it on high for two minutes.

**Step 3:** Take the bowl out of the microwave. Stir well.

**Step 4:** Crush the peanuts into little pieces. You can do this with a rolling pin.

**Step 5:** Put the crushed peanuts into the bowl. Add the sugar and the milk. Add the chocolate chips. Stir everything together.

**Step 6:** Put the bowl back in the microwave. Turn it on high for 1 minute.

**Step 7:** Take the bowl out and stir well.

**Step 8:** Pour the fudge into the cake pan. Cool the pan for one hour.

**Step 9:** Cut the fudge into pieces. Eat and ENJOY!

**1. What is the first step?**

- Ⓐ Heat the peanut butter.
- Ⓑ Add the milk.
- Ⓒ Butter the pan.
- Ⓓ Stir well.

**2. What do you do right before you add the peanut butter?**

- Ⓐ Stir well.
- Ⓑ Put the butter in the bowl.
- Ⓒ Add milk.
- Ⓓ Add the chocolate chips.

**3. What do you do in Step 4?**

\_\_\_\_\_

**4. What do you do in Step 7?**

\_\_\_\_\_

**5. What do you do just after you pour the fudge into the cake pan?**

\_\_\_\_\_



## Passage 9 Making Inferences and Predictions

**THE SNOW PARTY**

Amy and Hana woke up early on Monday. There was a loud noise out in the street. It was the plow going by! There was snow outside. Then there was a knock on the twins' door.

"There's no school today!" said Mom.

The girls smiled.

"Then let's go outside," they said.

After breakfast, the twins put on their snow pants and coats.

Then they went across the street to the Arnolds' house.

Amy knocked, and Mr. Arnold opened the door.

"Hi, girls," he said.

"Are you going to have a snow party today?" asked Hana.

"We always do!" said Mr. Arnold. "Go get your sleds!"

The Arnolds had a big hill behind their house. It was great for sledding. There was just one problem. At the bottom of the hill was a fence. If you thought you might hit the fence, you had to roll off your sled.

Mr. Arnold went down the hill first. His sled made a safe path through the snow.

Mrs. Arnold went next. She did not steer very well and had to roll off. When she came up the hill, she looked like a snow woman! The twins laughed.

Hana had a great run. She steered just right. Amy clapped.

Then it was Amy's turn. She jumped on her sled. She started down the big hill. She went so fast! The snow flew up into her face! Where was the path?

"Jump!" Mr. Arnold yelled.

Amy took a deep breath. She let go of her sled.

**1. Why did Amy and Hana smile after they learned school was closed?**

- (A) They were tired.
- (B) They were mad.
- (C) They were happy.
- (D) They were hungry.

**2. Why did the girls laugh after Mrs. Arnold's run?**

- (A) Mrs. Arnold looked funny.
- (B) Mrs. Arnold looked cold.
- (C) Mrs. Arnold looked scared.
- (D) Mrs. Arnold looked sad.

**3. Why did Amy clap after Hana's run?**

- (A) She was glad Hana had a good run.
- (B) She wanted to warn Hana about the fence.
- (C) She knew her turn would be next.
- (D) Her hands were cold.

**4. Why did Amy take a deep breath at the end of the story?**

---

---

**5. What do you think Amy did next?**

---

---

**Passage 10 Details**

# Frieda and Her Trick

Frieda lives in Germany. Frieda is an octopus. Every day people come to the zoo to see Frieda. They come to see her special trick.

An octopus has eight arms. Frieda uses these arms to do her trick. She opens jars! Here is how she does it. People at the zoo put food that Frieda likes in a jar. They put the lid on tight. Then they place the jar in the water with Frieda.

This smart little octopus climbs on the jar. She holds the lid with her arms. Then she turns her body. The lid comes off!

People at the zoo think Frieda saw them open jars. Then she did it herself. Frieda only opens the jars with food that she likes!



**1. Where does Frieda live?**

\_\_\_\_\_

**2. What is in Frieda's jars?**

\_\_\_\_\_

**3. Frieda holds the lid with her \_\_\_\_\_.**

- (A) head
- (B) arms
- (C) mouth
- (D) tail



## Passage 11 Drawing Conclusions

# Creepy Spiders



Many people are a little afraid of spiders. This makes sense because some spiders can hurt people. But most spiders are safe. It is important to know that.

Ann Blaine was not just a little afraid of spiders. Every time she saw a spider, Ann screamed. She cried. She fell down. She was that scared!



If the spider was in her house, she had to leave. She would stay at a friend's house until her family caught the spider! Once she did not come home for a month!

Ann went to a doctor. Ann's doctor told her that lots of people are afraid of things. He said she could get help. He sent her to a special doctor who helps people who are afraid a lot of the time.

First, Ann had to look at pictures of spiders. To her surprise, she slowly got used to them. Next, Ann had to look at videos of spiders. Then, the doctor gave Ann's family a big, toy spider. Their job was to hide it in the house. Poor Ann! Coming across the toy spider in strange places was not fun!

Finally, the doctor said Ann was ready for a big test. He put some real spiders in front of Ann. The spiders were in jars. They were very tiny spiders. Then the spiders were let loose. Ann made herself touch one. She even let one run on her hand.

Ann is still a little afraid of spiders. But if she finds one at home, she does not have to move away for a month. She can catch the spider in a jar and put it outside—all by herself.





**1. Why do you think Ann Blaine went to a special doctor?**

---

---

**2. Why do you think the doctor made Ann look at pictures of spiders?**

---

---

**3. Why do you think Ann was ready for the big test at the end of the story?**

- (A) She could put spiders in jars.
- (B) She could hide toy spiders in her house.
- (C) She could let spiders run on her hand.
- (D) She wasn't afraid of toy spiders anymore.

**4. Do you think the special doctor helped Ann? Tell why or why not.**

---

---

**5. Think of something else a person might be afraid of. How would you help this person if you were a doctor? How would you get the person used to the thing so it did not seem so scary?**

---

---

---

---



**Passage 12 Cause and Effect**

# **Asteroid Just Misses Boy!**

September 1, 1991  
Noblesville, Indiana —

Last night, Brodie Spaulding was standing outside his house. He heard a strange sound. Then a small rock hit the ground. It was black and brown. When Brodie touched the rock, he was surprised. The rock was warm!

Brodie's rock was very special. It came all the way from space to Brodie's yard!

Space is full of rocks. They are called asteroids. High in the air, the asteroid catches on fire. Have you ever seen a

shooting star in the night sky? It is really a burning space rock. Most of these rocks burn up before they reach Earth. Only a few hit the ground.

The rock in Brodie's yard was still warm because it had just been on fire! The rock hit Earth hard because it

was moving very fast. It made a hole in Brodie's yard.

Brodie felt scared. The rock almost hit him! He also felt lucky. Now he owned a space rock!



**1. Why was Brodie surprised when he touched the rock?**

- (A) It was brown.
- (B) It was black.
- (C) It was small.
- (D) It was warm.

**2. Why did the asteroid make a hole in Brodie's yard?**

\_\_\_\_\_

**3. Why did Brodie feel scared about the asteroid?**

\_\_\_\_\_



**Passage 13 Sequence**

# RIDING THE BOARD

Yoko stepped on her skate board and pushed off. But this time something went wrong. Her board flew out from under her. As she started to fall, she put out her arm and fell hard on it.

Yoko rubbed her arm. She waited for the hurting to stop, but it did not. Then Yoko tried to move her arm. It hurt even more.

She looked across the park. Dad was reading a book.

She got up and she walked toward Dad. She held her arm still as she walked, but it still hurt a lot.

Now Yoko was crying. Dad moved Yoko's hurt arm just a little bit.

"Ow!" shouted Yoko. "That hurts!"

Dad took Yoko to the doctor. Dr. Rio took an X-ray of Yoko's arm. She showed it to Yoko and her dad. The X-ray showed that Yoko's arm bone was broken.

"But I was wearing my arm pads," said Yoko. "How could I break my arm?"

"You held your arm out and landed on it. That's why it broke," said Dr. Rio. "Next time hold them close to your body."

"That's an important thing to know," said Dad.

"Yes," said Dr. Rio. "We often learn best from the mistakes we make." Then she smiled at Yoko. "Now, let's put a cast on that arm of yours."



**1. What happened first in this story?**

- Ⓐ Yoko's board flew out from under her.
- Ⓑ Yoko fell on her arm.
- Ⓒ Yoko pushed off.
- Ⓓ Yoko stepped on her board.

**2. What did Yoko do just before she fell?**

---

**3. Which of these happened first?**

- Ⓐ Dad took off Yoko's helmet and pads.
- Ⓑ Yoko rubbed her arm and tried to move it.
- Ⓒ Yoko got up and walked toward Dad.
- Ⓓ Yoko started crying.

**4. What happened next after Dad brought Yoko to the doctor?**

- Ⓐ Dad tried to move Yoko's arm.
- Ⓑ Yoko asked, "How could I break my arm?"
- Ⓒ Dr. Rio took an X-ray of Yoko's arm.
- Ⓓ Yoko's arm stopped hurting so much.

**5. After Dr. Rio took an X-ray, what did she do next?**

---