


Kindergarten Learning Packet Week 1



Save all your work each week and return to school when we
start back for a treat!

Monday

-Watch Storyline Online and have your child pick a story to listen to.

Then ask your child various questions about the story.

Write your alphabet without looking using capital and lowercase letters.

Write your first and last name 3 times.

Write and work the following using household items as counters. You may use blocks , toy cars, silverware etc. as counters.

$$2+3=$$

$$4+1=$$

$$5+2=$$


$$6+3=$$

$$7+3=$$

$$8+1=$$

Make flashcards with new sight words: jump, look, like, little, make, come, back, down, here

Draw a picture of a tradition your family enjoys.



Tuesday - Watch Storyline Online and have your child pick a story to listen to. Then ask your child various questions about the story.

Practice sight word flashcards.


Draw a picture of where you would hide a pot of gold if you were a leprechaun.

Write your numbers to 20.

Write your first and last name 3 times.

Call out the following words and have your child write them: cat, fed, big, log, bug, map, red, pig, fog

Go to Art Hub on You Tube and type in "How to Draw A Cartoon Leprechaun"



Wednesday - Watch Storyline Online and have your child pick a story to listen to. Then ask your child various questions about the story.


Practice sight word flashcards.

Draw a picture of a frogs habitat.

Have your child write this sentence that you call out: "I can see the big red bug." Have your child illustrate a picture about the sentence.

Write numbers to 20 two times without looking.

Call out various letters and have your child tell you the letter sound.



Thursday

-Watch Storyline Online and have your child pick a story to listen to. Then ask your child various questions about the story.

Practice sight word flashcards.

Have your child read you the following sentences:

The cat is on the hat.

Look at the big black bug.

See the man with the pan.

I can get the big blue box.

Draw a picture of a penguin habitat.

Count out loud to 100.

Make a pattern with various objects at home.

Read 3 of the little paper readers your child has brought home.

Ask your child words that rhyme with the following:

cat, big, red, hot, rug



Friday

-Watch Storyline Online and have your child pick a story to listen to.

Then ask your child various questions about the story.

Watch You Tube Germ video -<https://www.youtube.com/watch?v=HRzLFnr0uUg>

If you have playdoh, spell out the following words: man, led, rid, hog, mud

Read sight word flashcards

Draw a picture of what you did on Spring Break.

Write and complete the addition problems:

$5+5=$

$3+4=$

$2+2=$

$4+4=$

$9+1=$




**Your child should
know how to read
ALL of these words
before First Grade.**

Sight Words

come	hi	me	sit
did	his	my	so
do	I	no	stop
down	if	not	the
for	in	now	this
get	is	on	to
go	it	or	up
has	jump	out	want
have	like	play	we
he	little	ran	will
help	look	said	you
here	make	see	the
	and		

Kindergarten Learning Packet Week 2



Save all your work each week and return to school when we
start back for a treat!

**Check our class Facebook pages for video links and other
helpful ideas

Monday- Watch Storyline Online and have your child pick a story to listen to. Ask your child various questions about the story.


Practice sight word flashcards.

Read a paper book (sent home) or any book you have at home.

Write the vowels: a, e, i, o, u. Write your first and last name and circle all the vowels. Use a marker to circle vowels in magazines or a newspaper.

Parent: Write: 11_13_15_17_19_ Your child should fill in the missing numbers.

Go outside today and collect 10 flowers and leaves to make leaf rubbings. Lay paper on top of the leaf and rub with a crayon.



Tuesday-Watch Storyline Online and have your child pick a story to listen to. Ask your child various questions about the story.

Practice sight word flashcards.

Make up a sentence to say out loud with each sight word.

Read a paper book (sent home) or any book you have at home.

Call out words and have your child tell you one that rhymes:
duck, hop, chair, book, jig, led, rat, lug

Take various household objects and predict if they will sink or float in the sink or tub.

Count to 100 out loud, see if your child can go past 100.


Dictate the following sentences and have your child write:

Look at the red can.

I see a big rat!

Can you get me a rag?

Draw a picture to go with each sentence.



Wednesday-Watch Storyline Online and have your child pick a story to listen to. Ask your child various questions about the story.


Practice sight word flashcards.

Read a paper book (sent home) or any book you have at home.

Write a list of some beginning sound words: Sam, sat, sit, sun, set, sog. Use the words in a sentence or write a sentence with the words.

Cut up numbers 1-20 and have your child put them back in order. Do this several times and time your child to make it fun.

Go to Art Hub on You Tube and choose an art lesson.



Thursday-Watch Storyline Online and have your child pick a story to listen to. Ask your child various questions about the story.

Practice sight word flashcards.

Read a paper book (sent home) or any book you have at home.

Cut letters from a magazine or newspaper. Try to find one for each letter of the alphabet.

Write your numbers to 20 in your BEST handwriting.

Watch Cosmic Yoga on You Tube and do all the exercises.



Friday-Watch Storyline Online and have your child pick a story to listen to. Ask your child various questions about the story.

Practice sight word flashcards.

Read a paper book (sent home) or any book you have at home.

Outdoor Scavenger Hunt-You will go outside and search for the following:

Ant

Brown leaf

Butterfly

Clover

Cloud

Purple flower

Bug

Bird

Rock

Sticks

Yellow flower

Feather

Green leaf

Grass

Go to Art Hub and follow directions to draw a picture of your choosing.

