

Monday	Tuesday	Wednesday	Thursday
<p>Reading Story Packet – Read Story <i>The Wise Old Woman</i> (Pgs. 12-13) Work Page: 14 (Skill Review: Recall information, draw conclusions, distinguish between real/make believe)</p> <p>Math: Work Page: 5 Place Value Review/Work Together</p> <p>Social Studies/Science: Social Studies Weekly: Read Page 1</p>	<p>Reading: Re-read Story Work Page: 15 (Build Voc./use adjectives)</p> <p>Math: Guided Practice- Work Page: 6 (Standard, expanded, word form)</p> <p>Social Studies/Science: Social Studies Weekly: Read Page 2</p>	<p>Reading: Independent Work/Re-read Story Work Page: 16 (hard/soft g; 's possession)</p> <p>Math: Independent Work Work Page: 7 (Standard, expanded, word form)</p> <p>Social Studies/Science: Social Studies Weekly: Read Page 3</p>	<p>Reading: Skill Test Day /Re-read Story Work Pages: 17 & 18 (sequence, prob./solutions,characters)</p> <p>Math: Skill Test Day Work Page: 7 (Same page as Thursday; let us see what your child can recall from this weeks' skills)</p> <p>Social Studies/Science: For <u>Thursday and Friday Page 4</u> Social Studies Weekly: Thursday: Work Crossword Friday: Work Interpreting Maps</p>
<p>Reading: Story Packet – Read Story <i>The Messiest Room in Town</i> (Pgs. 19-20) Work Page: 21 (Recall information, predictions, inferences, text-to-text relations)</p> <p>Math: Work Page: 17 Fractions</p> <p>Social Studies/Science: Social Studies Weekly: Read Page 1</p>	<p>Reading: Re-read Story Work Page: 22 (Story Vocabulary to solve a puzzle.)</p> <p>Math: Work Page: 23 Estimating Sums and Differences</p> <p>Social Studies/Science: Social Studies Weekly: Read Page 2</p>	<p>Reading: Independent Work/Re-read Story Work Page: 23 (short vowels,drop y add er/est suffixes)</p> <p>Math: Together Review Work Work Page: 22 (Find the Sums and Differences)</p> <p>Social Studies/Science: Social Studies Weekly: Read Page 3</p>	<p>Reading: Skill Test Day/Re-read Story Work Pages: 24 & 25 (read/follow directions, draw to show comprehension of a sentence)</p> <p>Math: Skill Test Day Work Page: 22 (Same page as Thursday; let us see what your child can recall from this weeks' skills)</p> <p>Social Studies/Science: For <u>Thursday and Friday Page 4</u> Social Studies Weekly: Thursday: Work Crossword Friday: Work Natural Resources</p>

Fridays: For Reading/Writing – Write about your first week of spring break.

Write about one of the stories that you have read.

For Math – Draw 1 Place Value Chart like #1 on page 5 this time using your own number.
Draw and label any 2 Fraction Pictures on page 17 using anything from home to color.

Please read with your child and have them to read to/with you daily.

Thank you,

3rd Grade Teachers 😊

The Wise Old Woman



A wise old woman lived at the edge of the woods. Her son lived down the path and across the woods. One day, the old woman filled a basket with cookies for her son and started down the path into the woods. On the way, she met a bushy-tailed gray wolf. "I'm hungry," barked the wolf. "I'm going to eat you, old woman."

"Don't eat me now," said the old woman. "I'm just skin and bones. When I come back from my son's house, I will be fatter."

"Very well," said the wolf. "I will wait for you."

The old woman went on down the path. She saw a long green snake hanging from a tree. "I'm hungry," hissed the snake. "I'm going to eat you, old woman."

"Don't eat me now," said the old woman. "I'm just skin and bones. When I come back from my son's house, I will be fatter."

"Very well," said the snake. "I will wait for you."

The old woman went on down the path. She saw a big black bear crossing the path. "I'm hungry," growled the bear. "I'm going to eat you, old woman."

"Don't eat me now," said the old woman. "I'm just skin and bones. When I come back from my son's house, I will be fatter."

"Very well," said the bear. "I will wait for you."

The wise old woman got to her son's house at lunchtime. They ate and ate. Then the old woman took a nap. After her nap, she said to her son, "Let's eat the cookies in the basket. Then I must go home."

When the cookies were gone, the old woman asked, "Son, may I have that giant pumpkin in your garden?"

The old woman cut open the giant pumpkin and took out all the seeds. She got into the pumpkin and rolled down the path into the woods. The bear saw the pumpkin roll by, but he was waiting for the old woman. The snake saw the pumpkin roll by, but he was waiting for the old woman, too.

After the pumpkin rolled past the wolf, it hit a big tree and broke open with a loud "crack!" The snake, the bear, and the wolf ran over to see what was going on.

"It's the old woman," barked the wolf. "I'm going to eat her!"

"No!" hissed the snake. "I'm going to eat her."

"No, no!" growled the bear. "I'm going to eat her."

The wise old woman looked at the animals and said, "The strongest of you can eat me."

While the animals were fighting over which was the strongest, the old woman ran away home.



Name _____

The Wise Old Woman

Questions About *The Wise Old Woman*

1. Where did the wise old woman live?

2. How did she get to her son's house?

3. Who did she meet on the way, and what did they want to do to her?

4. What did she do at her son's house?

5. Why did she want the giant pumpkin?

6. What are two wise things the old woman did? List them.

Think About It

How can you tell that this story is make-believe?

Name _____

The Wise Old Woman

What Does It Mean?

Match each word to what it means in the story.

- | | |
|------------------|-------------------------|
| old • | • not fat |
| wise • | • fell apart |
| giant • | • has lived a long time |
| path • | • along the outside |
| skin and bones • | • knows things |
| woods • | • needs food |
| broke • | • very big |
| edge • | • forests |
| hungry • | • a place to walk |

Who Am I?

Who or what do the words describe? You may use a word more than once.

bushy-tailed	green	gray	wise	big
skin and bones	hungry	long	black	old

woman

wolf

snake

bear

Name _____



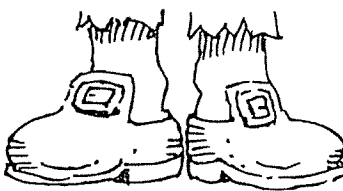
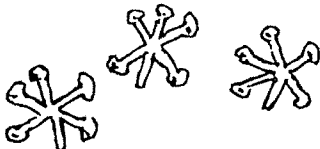


The Wise Old Woman

The Sounds of g

Write **g** or **j** on each line to show the sound the letter **g** makes in the word.

- | | |
|-----------------|---------------|
| 1. got _____ | 5. edge _____ |
| 2. giant _____ | 6. goat _____ |
| 3. gum _____ | 7. gem _____ |
| 4. garden _____ | 8. girl _____ |

Write **g** or **j** on each line to complete the words.

 _____um	 _____am _____ar	 _____iant
 _____acks	 _____orilla	 _____eep

Who Owns It?

Write 's on the line to show who owns it.

- | | |
|--------------------------|------------------------|
| 1. son_____ pumpkin | 4. pumpkin_____ seeds |
| 2. old woman_____ basket | 5. tree_____ branch |
| 3. wolf_____ bushy tail | 6. black bear_____ paw |

Name _____

The Wise Old Woman

What Happened Next?

Cut and glue the sentences in order.

1.

glue

2.

glue

3.

glue

4.

glue

5.

glue

6.

glue

7.

glue

The old woman got into the pumpkin and rolled into the woods.

The old woman filled a basket with cookies.

The pumpkin rolled past the bear, the snake, and the wolf.

The giant pumpkin hit a big tree and broke open.

"When I come back from my son's house, I will be fatter," she said.

The old woman ate and took a nap at her son's house.

While the animals were fighting, the old woman ran home.

Name _____

The Wise Old Woman

What Did the Old Woman Do?

Fill in the correct circle to tell how the wise old woman solved the problem.

1. The big bear wanted to eat her.
Ⓐ She ran away.
Ⓑ She told the bear to wait.
Ⓒ She called for help.
2. The wise old woman had to go through the woods to get home.
Ⓐ She went around the woods.
Ⓑ She had her son go with her.
Ⓒ She got into a pumpkin and rolled into the woods.
3. The pumpkin broke. The wolf, snake, and bear wanted to eat her.
Ⓐ She got them to fight.
Ⓑ She hit them with a big stick.
Ⓒ She paid them to go away.

Draw the animals from the story.

bushy-tailed gray wolf

big black bear

long green snake
hanging from a tree

Name _____ Date _____

Write the number shown in three different ways. Use base-ten blocks if you wish.

1	hundreds	tens	ones
	1	9	0

standard form: _____

expanded form: _____00 + _____0 + _____

word form: _____

2 standard form: **3,249** expanded form: _____ + _____ + _____ + _____

word form: _____

3 standard form: _____ expanded form: **600 + 20 + 8**


word form: _____

4 standard form: _____ expanded form: _____ + _____ + _____

word form: **eight hundred thirty-four**

5 Skip count by 100s.

6 Skip count by 10s.

Use place value to compare numbers. Write $<$, $>$, $=$.

7 625 ○ 652

8 1,894 ○ 1,984



Tell how you know the different ways to write a number.

Name _____ Date _____

Fill in the blanks for each problem.

① standard form: **732** expanded form: _____ + _____ + _____

word form: _____

② standard form: _____ expanded form: **500 + 90 + 4**

word form: _____

③ standard form: _____ expanded form: _____ + _____ + _____ + _____

word form: **five thousand six hundred nine**

④ standard form: **813** expanded form: _____ + _____ + _____

word form: _____

Look for a skip-counting pattern. Write the missing numbers.

⑤ 325, 330, 335, _____, _____, _____

⑥ 3,500, 3,600, 3,700, _____, _____

⑦ 740, 750, 760, _____, _____, _____

⑧ 14,400, 14,500, 14,600, _____, _____

Use place value to compare numbers. Write $<$, $>$, $=$.

⑨ 1,253 ○ 1,325

⑩ 16,724 ○ 16,742



Tell how you know which number comes next.

Name _____ Date _____

Write the number in the missing forms.

① standard form: **6,768**

expanded form: _____

word form: _____

② standard form: _____

expanded form: _____

word form: **four hundred seventy**

Look for a skip-counting pattern. Write the missing numbers.

③ 630, 640, 650, _____, _____, _____

④ 260, 270, 280, _____, _____, _____

⑤ 945, 950, 955, _____, _____, _____

⑥ 705, 710, 715, _____, _____, _____

Use place value to compare numbers. Write $<$, $>$, $=$.⑦ 645 564⑧ 5,280 5,280⑨ 6,723 7,623⑩ 89,452 85,942

Choose the correct answer for each problem.

⑪ Look at the pattern below.
What number comes next?
805, 810, 815, _____

⑫ Look at the pattern below.
What number comes next?
16,700, 16,800, 16,900, _____

A 825**B** 816**C** 915**D** 820**A** 16,000**B** 17,000**C** 16,800**D** 17,100

Name _____ Date _____

Write the number in the missing forms.

① standard form: **6,768**

expanded form: _____

word form: _____

② standard form: _____

expanded form: _____

word form: **four hundred seventy**

Look for a skip-counting pattern. Write the missing numbers.

③ 630, 640, 650, _____, _____, _____

④ 260, 270, 280, _____, _____, _____

⑤ 945, 950, 955, _____, _____, _____

⑥ 705, 710, 715, _____, _____, _____

Use place value to compare numbers. Write $<$, $>$, $=$.

⑦ 645 564

⑧ 5,280 5,280

⑨ 6,723 7,623

⑩ 89,452 85,942

Choose the correct answer for each problem.

⑪ Look at the pattern below.

What number comes next?

805, 810, 815, _____

⑫ Look at the pattern below.

What number comes next?

16,700, 16,800, 16,900, _____

A 825

B 816

C 915

D 820

A 16,000

B 17,000

C 16,800

D 17,100

The Messiest Room in Town



Everyone said Herbert's bedroom was the messiest room in town. It was littered with toys and clothes (clean and dirty). Pet hair, rotten apple cores, and moldy pizza scraps were all over the floor and under the bed. What a mess! But Herbert didn't care. He liked his room the way it was.

Herbert's mother said, "It smells in here! How do you stand it? And I'll bet you have dust bunnies under your bed."

"Not dust bunnies, dust monsters!" said his sister.

Herbert just grinned and closed the door. "Why do they care about my room?" he thought. "If I put things away, I won't be able to find them. Besides, I don't think it smells so bad in here."

One night, as Herbert was reading in bed, he heard a rumble. Then his bed began to move. When he looked up, he saw something coming out from under the bed.

Out popped two big brown eyes. Then out came a big brown nose with a clothespin stuck on the end. A dirty brown head came out next. It was a dust monster!

The dust monster frowned. "Herbert," it said, "this room has passed messy. It has become a disaster area."

Herbert's only question was, "Why do you have a clothespin on your nose?"

"Because I can't stand the smell of dirty socks and rotten food," the monster answered. "It's time to clean up your mess."



The monster lurched over to a window and threw it open.

"Fresh air at last," the monster sighed.

Then the dust monster began to grow bigger and bigger.

"Clean up this room right now, Herbert!" it shouted. "If you don't, I will do something really terrible."

Herbert jumped out of bed. He quickly hung his clean clothes in the closet. He shoved his dirty clothes into a box by the door. He put his toys and books on shelves. As Herbert worked faster and faster, the dust monster got smaller and smaller. By the time Herbert was done, the monster was gone.

"Wow," said Herbert, "I'll never let my room get that messy again!" Then Herbert went to bed.

The next morning, everyone was shocked to see how neat and clean Herbert's room was. They wanted to know what had happened. Herbert just grinned as he put a "Keep Out" sign on the door.

Name _____

**The Messiest Room
in Town**

Questions About *The Messiest Room in Town*

1. What made people think Herbert had the messiest room in town?

2. Why did Herbert's room smell bad?

3. Why did the dust monster come out from under Herbert's bed?

4. Why did the dust monster have a clothespin on its nose?

5. What do you think the dust monster would have done if Herbert hadn't cleaned his room?

6. How did the bedroom get so messy?

Think About It

Circle the words that describe your bedroom.

very messy

a little messy

neat and clean

How do you clean your room?

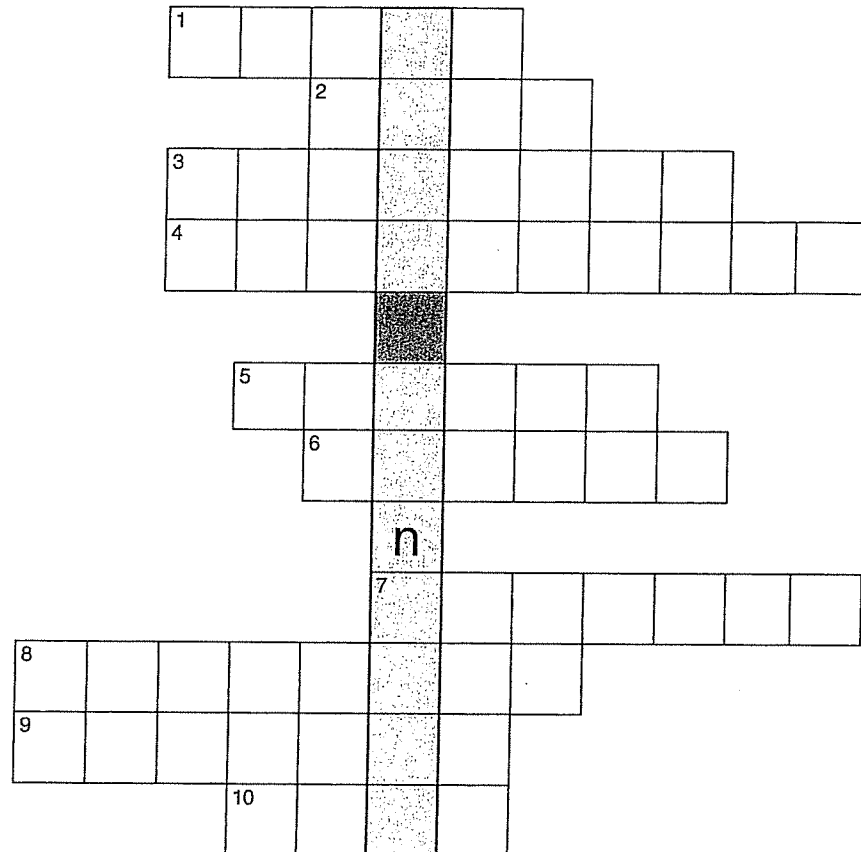
Name _____

**The Messiest Room
in Town**

What Does It Mean?

Use the words in the word box to complete the puzzle.

Word Box	
clothespin	
core	
disaster	
dust	
lurched	
messiest	
moldy	
rotten	
rumble	
shocked	



Clues

- | | |
|--|----------------------------|
| 1. covered with a fuzzy growth | 6. spoiled |
| 2. small bits of dirt | 7. very surprised |
| 3. the biggest mess | 8. a bad happening |
| 4. a clip for hanging out clothes to dry | 9. moved in a jerky way |
| 5. a noise | 10. the center of an apple |

Use the words in the shaded boxes outlined in bold to complete this sentence.

A _____ is hiding under the bed!

Name _____

**The Messiest Room
in Town**

Short Vowel Sounds

Say each word below and write it under the letter that tells the short vowel sound you hear.

dollar	that	still	hush	in
get	rock	pup	sing	rest
can	bed	glass	tug	bottle
pocket	ring	tell	rattle	of

a	e	i	o	u
----------	----------	----------	----------	----------

_____	_____	_____	_____	_____
_____	_____	_____	_____	_____
_____	_____	_____	_____	_____
_____	_____	_____	_____	_____

Add the Endings

Add **er** and **est** to each word. If the word ends in **y**, change the **y** to **i** before you add the ending.

happy	happier	happiest
-------	---------	----------

er	est
-----------	------------

- | | | |
|----------|-------|-------|
| 1. small | _____ | _____ |
| 2. messy | _____ | _____ |
| 3. funny | _____ | _____ |
| 4. silly | _____ | _____ |
| 5. fast | _____ | _____ |
| 6. tiny | _____ | _____ |

Name _____

***The Messiest Room
in Town***

Read and Draw

Herbert was in bed,
reading a book.

A dust monster came out
from under the bed.

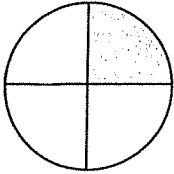
The dust monster threw open
the window.

Herbert put a "Keep Out"
sign on his bedroom door.

Name _____ Date _____

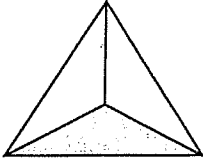
Match the picture with the fraction that names the shaded part.

①



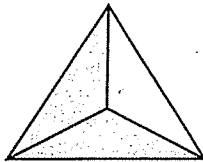
$$\frac{1}{2}$$

②



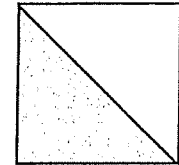
$$\frac{1}{8}$$

③



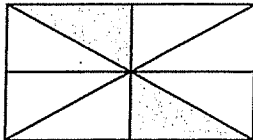
$$\frac{2}{8}$$

④



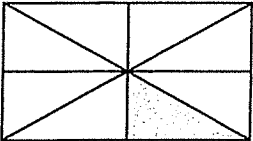
$$\frac{1}{3}$$

⑤



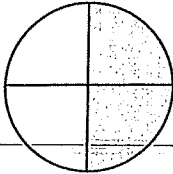
$$\frac{5}{6}$$

⑥



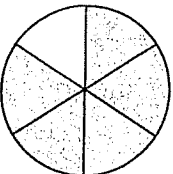
$$\frac{1}{4}$$

⑦



$$\frac{2}{4}$$

⑧



$$\frac{2}{3}$$



Tell how you made each match.

Name _____ Date _____

Solve.

- ① Eva has 183 beads. She uses 37 beads to make a necklace. About how many beads does she have left over?

_____ beads

- ② Rory has 132 baseball cards in his collection. His grandfather gives him 175 more cards. About how many cards does he now have in his collection?

_____ baseball cards

- ③ Last week's groceries cost 134 dollars. This week's groceries cost 158 dollars. About how much did the groceries cost in all?

_____ dollars

- ④ Collette has 246 stickers. She gives 28 to her brother. About how many stickers does Collette have left?

_____ stickers

Circle the letter for the correct answer.

- ⑤ Which problem has a sum of about 800?

A $523 - 307$

B $523 + 307$

C $442 + 302$

D $496 + 402$

- ⑥ Which problem has a difference of about 70?

A $764 - 632$

B $64 + 134$

C $278 - 205$

D $489 - 411$

Name _____ Date _____

1 and 2 Find + -
 Round each number to the nearest ten. Then estimate the sum or difference.

①
$$\begin{array}{r} 149 \\ + 318 \\ \hline \end{array}$$

②
$$\begin{array}{r} 452 \\ - 39 \\ \hline \end{array}$$

③
$$\begin{array}{r} 278 \\ + 337 \\ \hline \end{array}$$

④
$$\begin{array}{r} 488 \\ + 325 \\ \hline \end{array}$$

⑤
$$\begin{array}{r} 346 \\ - 175 \\ \hline \end{array}$$

⑥
$$\begin{array}{r} 227 \\ + 579 \\ \hline \end{array}$$

⑦
$$\begin{array}{r} 988 \\ - 269 \\ \hline \end{array}$$

⑧
$$\begin{array}{r} 764 \\ - 397 \\ \hline \end{array}$$

⑨
$$\begin{array}{r} 167 \\ + 153 \\ \hline \end{array}$$

⑩
$$\begin{array}{r} 308 \\ - 149 \\ \hline \end{array}$$

⑪
$$\begin{array}{r} 834 \\ + 109 \\ \hline \end{array}$$

⑫
$$\begin{array}{r} 414 \\ + 299 \\ \hline \end{array}$$

13 and 14 Find + -
 Round each number to the nearest hundred. Then estimate the sum or difference.

⑬
$$\begin{array}{r} 318 \\ + 423 \\ \hline \end{array}$$

⑭
$$\begin{array}{r} 781 \\ - 119 \\ \hline \end{array}$$

⑮
$$\begin{array}{r} 1,266 \\ + 385 \\ \hline \end{array}$$

⑯
$$\begin{array}{r} 3,207 \\ + 484 \\ \hline \end{array}$$

⑰
$$\begin{array}{r} 1,469 \\ - 175 \\ \hline \end{array}$$

⑱
$$\begin{array}{r} 2,314 \\ + 1,349 \\ \hline \end{array}$$

⑲
$$\begin{array}{r} 905 \\ - 368 \\ \hline \end{array}$$

⑳
$$\begin{array}{r} 1,042 \\ - 218 \\ \hline \end{array}$$



Write how you estimated the sum for Problem 18.

Name Thursday Assessment Date _____Round ^{1 and 2} each ~~number~~ to the nearest ten. ^{Find} ~~Then estimate~~ the ⁺ ~~sum~~ or ⁻ ~~difference~~.

$$\textcircled{1} \quad \begin{array}{r} 149 \\ + 318 \\ \hline \end{array}$$

$$\textcircled{2} \quad \begin{array}{r} 452 \\ - 39 \\ \hline \end{array}$$

$$\textcircled{3} \quad \begin{array}{r} 278 \\ + 337 \\ \hline \end{array}$$

$$\textcircled{4} \quad \begin{array}{r} 488 \\ + 325 \\ \hline \end{array}$$

$$\textcircled{5} \quad \begin{array}{r} 346 \\ - 175 \\ \hline \end{array}$$

$$\textcircled{6} \quad \begin{array}{r} 227 \\ + 579 \\ \hline \end{array}$$

$$\textcircled{7} \quad \begin{array}{r} 988 \\ - 269 \\ \hline \end{array}$$

$$\textcircled{8} \quad \begin{array}{r} 764 \\ - 397 \\ \hline \end{array}$$

$$\textcircled{9} \quad \begin{array}{r} 167 \\ + 153 \\ \hline \end{array}$$

$$\textcircled{10} \quad \begin{array}{r} 308 \\ - 149 \\ \hline \end{array}$$

$$\textcircled{11} \quad \begin{array}{r} 834 \\ + 109 \\ \hline \end{array}$$

$$\textcircled{12} \quad \begin{array}{r} 414 \\ + 299 \\ \hline \end{array}$$

Round ^{13 and 14} each ~~number~~ to the nearest hundred. ^{Find} ~~Then estimate~~ the ⁺ ~~sum~~ or ⁻ ~~difference~~.

$$\textcircled{13} \quad \begin{array}{r} 318 \\ + 423 \\ \hline \end{array}$$

$$\textcircled{14} \quad \begin{array}{r} 781 \\ - 119 \\ \hline \end{array}$$

$$\textcircled{15} \quad \begin{array}{r} 1,266 \\ + 385 \\ \hline \end{array}$$

$$\textcircled{16} \quad \begin{array}{r} 3,207 \\ + 484 \\ \hline \end{array}$$

$$\textcircled{17} \quad \begin{array}{r} 1,469 \\ - 175 \\ \hline \end{array}$$

$$\textcircled{18} \quad \begin{array}{r} 2,314 \\ + 1,349 \\ \hline \end{array}$$

$$\textcircled{19} \quad \begin{array}{r} 905 \\ - 368 \\ \hline \end{array}$$

$$\textcircled{20} \quad \begin{array}{r} 1,042 \\ - 218 \\ \hline \end{array}$$



Write how you estimated the sum for Problem 18.