

2nd GRADE'S
WEEK 1
AT-HOME
CLASSWORK

Name _____

2nd Grade Spelling List

Week 25

root

boost

drew

crew

scoop

new

spoon

flew

doom

bloom

threw

blew

grew

fool

room

poof

you

screw

stew

few

A test will be given on **Friday** of every week (unless the homework note states differently because of a shortened week).

This year the students will not only be able to recognize sight words (high frequency words that all second graders should know), but they will also be learning to spell them.

Each test will include a dictation sentence, using words from the list, plus basic sight words they should be familiar with in second grade.

Word Wall Words

about

floor

food

group

knew

were

music

room

school

soon

through

won't

Name _____

Directions: Write your spelling words inside the apples five times.

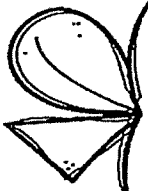
APPLICIOUS WORDS



Five horizontal lines for writing inside the apple.



Five horizontal lines for writing inside the apple.



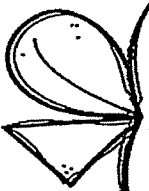
Five horizontal lines for writing inside the apple.



Five horizontal lines for writing inside the apple.



Five horizontal lines for writing inside the apple.



Five horizontal lines for writing inside the apple.



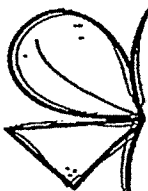
Five horizontal lines for writing inside the apple.



Five horizontal lines for writing inside the apple.



Five horizontal lines for writing inside the apple.

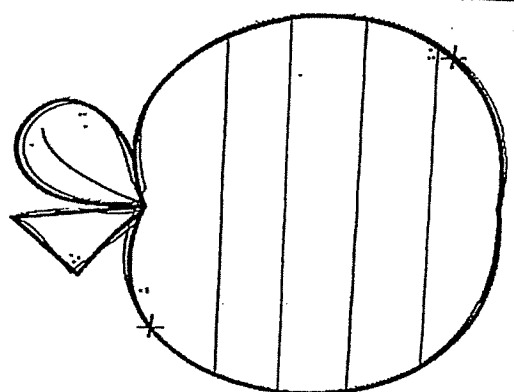
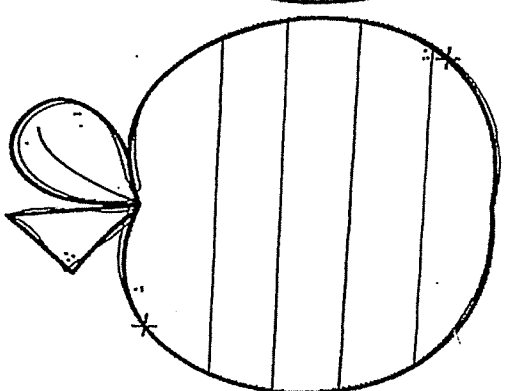
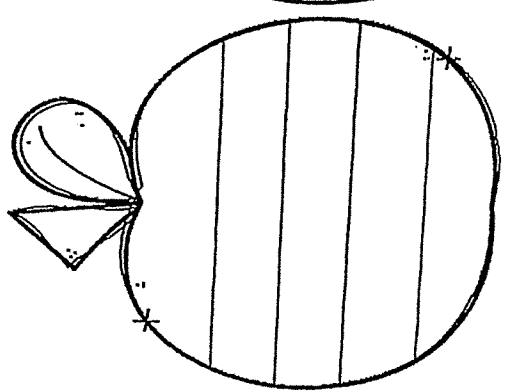
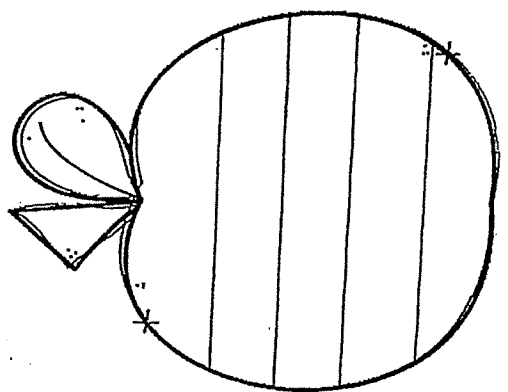
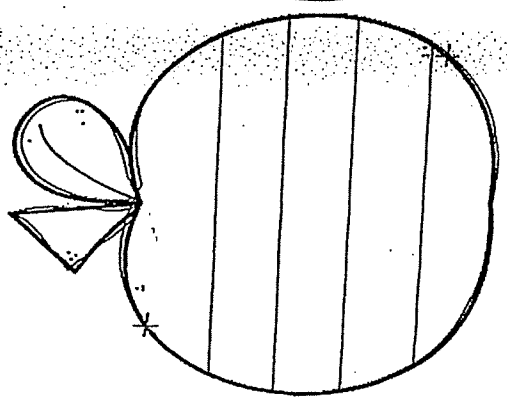
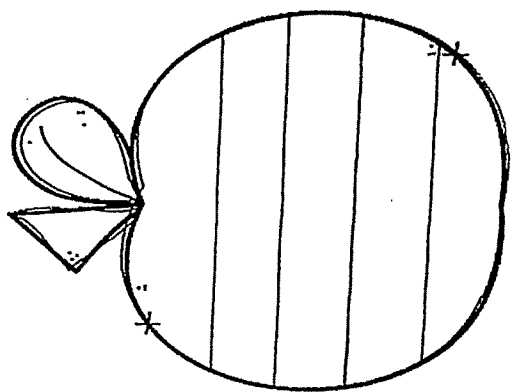
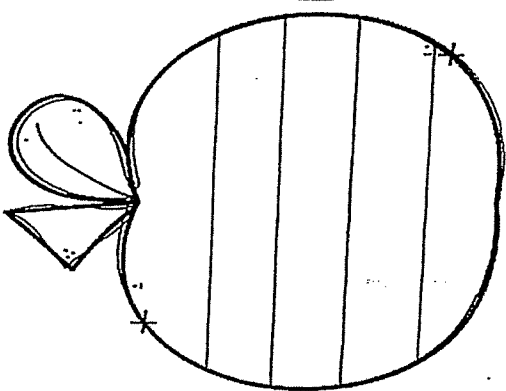
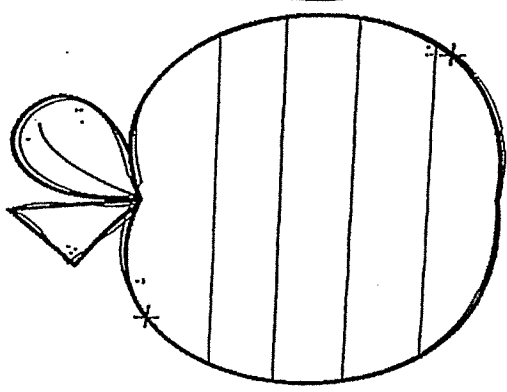
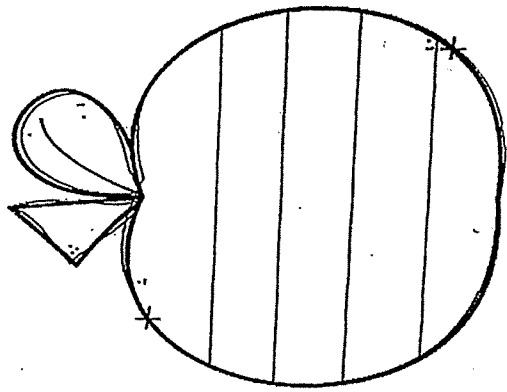
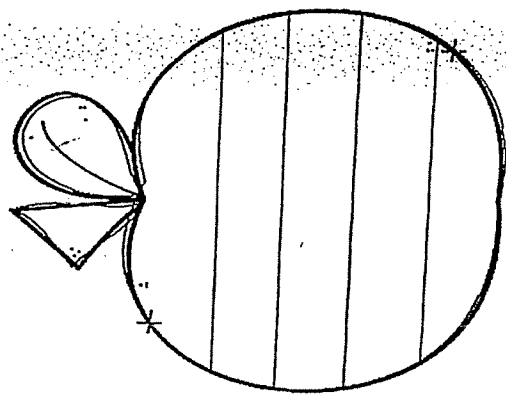


Five horizontal lines for writing inside the apple.

Name _____

Directions: Write your spelling words inside the apples five times.

APPLICIOUS WORDS



Adjective Anchor Chart

**Adjectives
tell us...**

**how
many.**

**how nouns
sound.**

**how nouns
feel.**

**how nouns
act.**

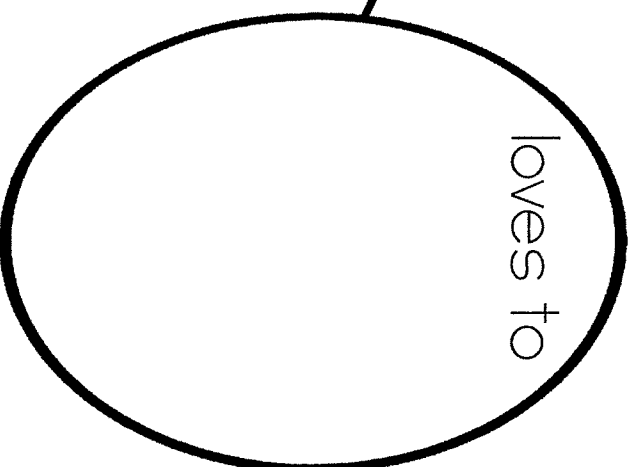


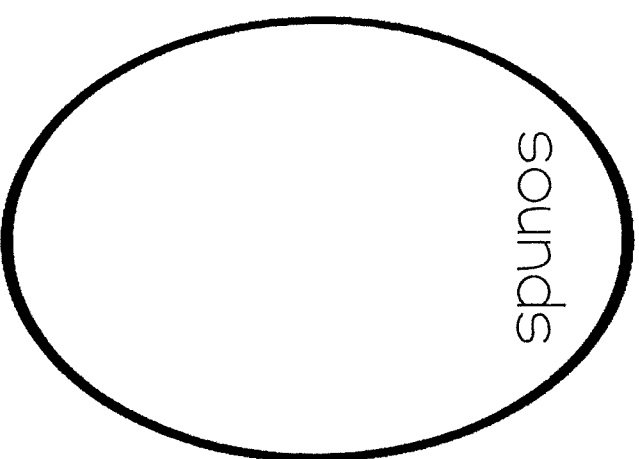

**how nouns
look.**

Leprechaun


Name _____

Date _____

DESCRIPTIVE WRITING



Leprechaun Descriptive Writing



ADJECTIVES DESCRIBING MYSELF

Write your name and draw a picture of yourself in the center oval. Then write eight adjectives that describe you.

1.

2.

3.

4.

5.

6.

7.

8.

Name: _____

Date: _____

Partner's Name: _____

FUNNY, WACKY, GOOFY

ADJECTIVE STORIES

DIRECTIONS: Ask your partner for 16 adjectives. As they tell you the adjectives, fill in the lines with their answers. Make sure to write the answers **in the order they say them**. Don't read the story to them until the very end! Have fun!

A DAY AT THE _____ ZOO

One day I went to the zoo. First, I saw a _____ gorilla. Then, I saw a _____ and _____ striped tiger. I saw a _____ snake that had _____ fangs. I saw all different _____ birds and fish. We saw monkeys with _____ arms, feet, and tails. I liked the giraffe because it had a _____ neck so it could eat the leaves off of the _____ trees. After that, I saw the _____ jaguar run. Then, we saw a _____ hippopotamus. We saw the _____ elephant quickly shoot out water from his _____ trunk. We were so tired! We took a _____ nap on the way home. We had a great day at the _____ zoo!

THE END!

Name: _____


HAPPY ST. PATRICK'S DAY



dance
good luck
Ireland
lucky
music
rainbow
shamrock

four-leaf clover
green
jig
magic
orange
saint
St. Patrick's Day

gold coins
harp
leprechaun
March
pot of gold
seventeenth
wish



Name: _____

Pot of Gold

by Kelly Hashway

"Not it!" everyone called before Jason.

"Oh, not again." Jason wasn't good at being the leprechaun when they played Leprechaun's Pot of Gold, a game they made up last St. Patrick's Day.

"Sorry, Jay. You're the leprechaun first. Hide the gold." Andrew handed Jason a bag of chocolate coins wrapped in gold foil.

"Fine. Go count to fifty," Jason said.

"Fifty? We always count to twenty," Julie said.

"Yeah, well, I'm not good at being the leprechaun."

Everyone nodded, which didn't make Jason feel any better. He watched them head for the back deck and face the house so they couldn't see where he hid the chocolates. Jason knew if he didn't trick them, he'd be stuck being the leprechaun all afternoon. He needed a really good hiding place.

Jason looked all around the yard. There was the tool shed, under the deck, in the bushes. No, those all seemed like places his friends would search. A real leprechaun would do a good job keeping the gold hidden. Jason thought about leprechauns some more. They hid their gold on the other side of a rainbow. Too bad it hadn't rained in a while. There were no rainbows in sight.

Jason looked back at the deck. He could hear Andrew counting and he was already up to forty. Jason was running out of time. Then he saw the sun catcher in the window. A rainbow glistened onto the side of the house, ending on the rain gutter. That's perfect! Jason ran for the gutter and slipped the gold inside. He dashed back to the center of the yard and stood there, focusing his eyes on his friends and not on the hiding place.



"Ready or not!" Julie said.

Jason couldn't help smiling. He felt like a real leprechaun. He watched his friends search the yard. They checked the deck, the shed, the bushes, and the garden. Andrew even asked Jason to empty his pockets, thinking Jason was hiding the gold in his clothing. They were stumped.

"What did you do with it?" Julie asked.

"I'll give you a hint," Jason said with a smile. "It's at the end of a rainbow, just where any leprechaun would hide a pot of gold."

"There aren't any rainbows," Andrew said, throwing his hands up in defeat.

"Okay, we give up," Julie said. "Show us."

Jason shook his head. "A leprechaun never reveals his pot of gold to humans."

"Seriously, game's over," Andrew said. "You win."

"Okay." Jason walked over to the sun catcher and pointed to the rainbow on the side of the house. He ran his finger along it, ending at the rain gutter. He pulled out the gold.

"It really was at the end of a rainbow," Julie said.

"I guess I'm a good leprechaun after all," Jason said with a smile.

About the Author



Kelly Hashway's picture book, *May the Best Dog Win*, is now available!

Dash has the perfect life until the Super Sweeper 5000 shows up. Sweeper runs all over the house sucking up the leftover food scraps, and he even gets his own room! But Dash won't give up his place as the favorite dog without a fight.

Hashway, Kelly. *May the Best Dog Win*. ISBN: 9780984589081

Name: _____

Pot of Gold

by Kelly Hashway



1. This story is mostly about....
 - a. a group kids who search for a pot of gold that was hidden by a leprechaun
 - b. a group of kids who find coins buried in the yard
 - c. a group of kids who play a St. Patrick's Day game in the backyard
 - d. a boy who wants to be a leprechaun

2. When does this story probably take place?
 - a. in April
 - b. in mid-March
 - c. at the end of March
 - d. in June

3. Why did Jason decide to hide the coins by the rain gutter?


4. When they are done playing the game, what will the children in the story probably do with the coins?
 - a. save them for next year
 - b. divide them up evenly and spend them
 - c. bury them in the yard
 - d. eat them

5. When he could not find the coins, Andrew asked Jason to empty his pockets. Why?

Name: _____

Pot of Gold

Questions, Page 2



6. In a few short sentences, explain how you play the game, *Leprechaun's Pot of Gold*.

7. Tell how you might change *Leprechaun's Pot of Gold* to make it a Halloween game.



Dear Families and Caregivers,

We know that missing school isn't easy for your kids—or for you. But we also know that there are simple ways to turn unexpected time at home into exciting opportunities for your students to learn, think, and grow.

That is why we've created Scholastic's Learn at Home website. This free resource provides your children with 20* days of exciting articles and stories, videos, and fun learning challenges. Children can complete them anytime, in any order. They can work on their own or together with you and your family.

www.scholastic.com/learnathome

Our active learning journeys are available on any device and will provide your child with up to three hours' worth of exciting learning experiences per day. They can go on virtual field trips, meet best-selling authors, or dig deep into a topic they love.

We hope that you and your children stay safe and healthy, and wish you the best of luck during this stressful time.

With best wishes from all of us at Scholastic,

A handwritten signature in black ink, reading "Lauren Tarshis".

Lauren Tarshis
Sr. VP, Editor in Chief & Publisher
Scholastic Classroom Magazines

If you have any questions or suggestions, please reach out to learnathome@scholastic.com.



*The site will be updated weekly until all 20 days of content is available.

Monday**Correct the sentences.**

1. the farmer feeded his sheeps all winter

2. when i grow up, im going to bee a doctor

Which word is spelled correctly?

3. ar our owr aur

Find the pronouns in this sentence.

4. We played a game with them in our backyard.

Write the contraction for "did not."

5. _____

Tuesday**Correct the sentences.**

1. was there aunts on the picnic table

2. the carpenter builded a tall fence and paint it white

Which word means the same as "start"?

3. stop begin hurry part

What word means more than one woman?

4. _____

Where do commas go in this sentence?

5. You will need a hammer, nails, and a saw to build a house.

Wednesday**Correct the sentences.**

1. when did mr ruiz learned to fly a airplane

2. Do you like red riding hood or tom thumb**Give two words in the -end word family.**

3. _____

Find the missing word.

4. Bill's kite _____ into a tree.

blue

blew

Which word comes first in alphabetical order?

5. egg end eat eel

Thursday**Correct the sentences.**

1. him and me went riding monday morning

2. whats the small white kittens name

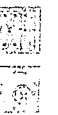
Find the missing word.3. The children were _____ to go to the circus.
begs begged begging**How many syllables are in these words?**

4. something _____ Halloween _____

What happened when the rocks fell?

5. His car was dented when the rocks rolled down the hill.

Name _____



Independent Practice

Count on to find the total amount.

3.



Total Amount

4.



Total Amount

5.



Total Amount

6. Extend Your Thinking Draw and label the missing coin.



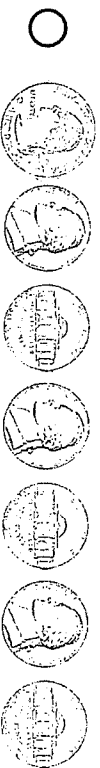
92¢

Total


Problem Solving Solve each problem below.

7. Tori has coins that total 65¢. She counts the value of the coins: 25¢, 50¢, 60¢, 65¢. Draw and label Tori's coins.

8. Which group of coins has a value of 100¢ – 10¢?



9. Lucas has the coins shown. He will spend the coins on a gift for his brother. If he had one more nickel, which item would he have exactly enough money to buy?



10. Extend Your Thinking Write a story about what coins you could use to buy an orange for 60¢.

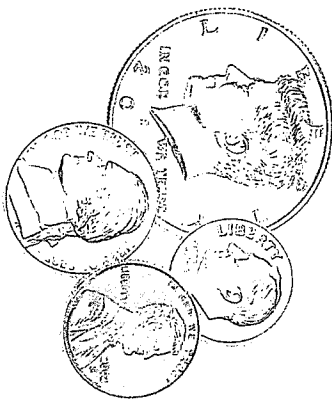
Name _____



Independent Practice

Count on to find the total amount.

3.



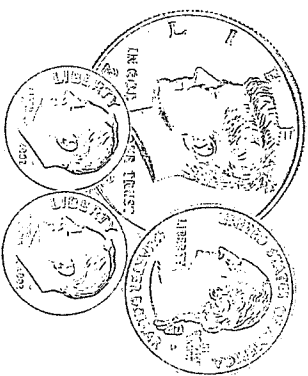
The total amount is _____

4.



The total amount is _____

5.



The total amount is _____

6. **Extend Your Thinking** What 4 coins

have a value of 20¢? Draw the coins.

Label the value of each coin.

Problem Solving

Solve each problem below.

7. What is the total amount?



¢

8. Lydia has 3 coins. The total amount is 40¢. She has 1 quarter and 1 nickel.



40¢

Which shows her third coin?



9. Emily has 90¢. What coins could Emily have? Draw the coins.

10. Extend Your Thinking Write a story about finding 75¢. Draw the coins.

Emily has _____

Independent Practice

Write each total amount. Circle sets of coins that equal \$1.00.

4.



→

5.



→

6.



→

7.



→

Extend Your Thinking Write each total amount. Then draw the coin that makes the set equal \$1.00.

8.



\$.

9.



\$.

Independent Practice

10-4

Write each total amount. Circle sets of coins that equal \$1.00.

4.



\$.

5.



\$.

6.



\$.

7.



\$.

Extend Your Thinking Write each total amount. Then draw the coin that makes the set equal \$1.00.

8.



\$.

9.



\$.

Problem Solving

Solve each problem below.

10. Tina wants to buy a poster that costs \$1.00. She has these coins.



How much more money does Tina need to make 1 dollar?

20¢	25¢	30¢	35¢
<input type="radio"/>	<input type="radio"/>	<input type="radio"/>	<input type="radio"/>

12. Draw coins to show 0 dollars and 72 cents.

11. What amount do these coins show?



_____ cents

13. Extend Your Thinking Ed shows 80¢ with 3 coins. One of the coins is a half-dollar. Draw and label Ed's other two coins.