



Office Products

All Microsoft

Apps

Resources

Search Cart

Install

Templates

Account

Support

Sabrina

Buy Office 365

Training

Admin

Keep in touch and stay productive with Teams and Office 365, even when you're working remotely. [Learn more](#)

Education / Microsoft Teams / Assignments / View and navigate your assignments (student)

View and navigate your assignments (student)

Microsoft Teams for Education

View both upcoming and turned in assignments by class, or view them across all your classes. Selecting an assignment will allow you to turn it in or view feedback and scores. You can also view your current grades by class.

View and sort assignments within one class

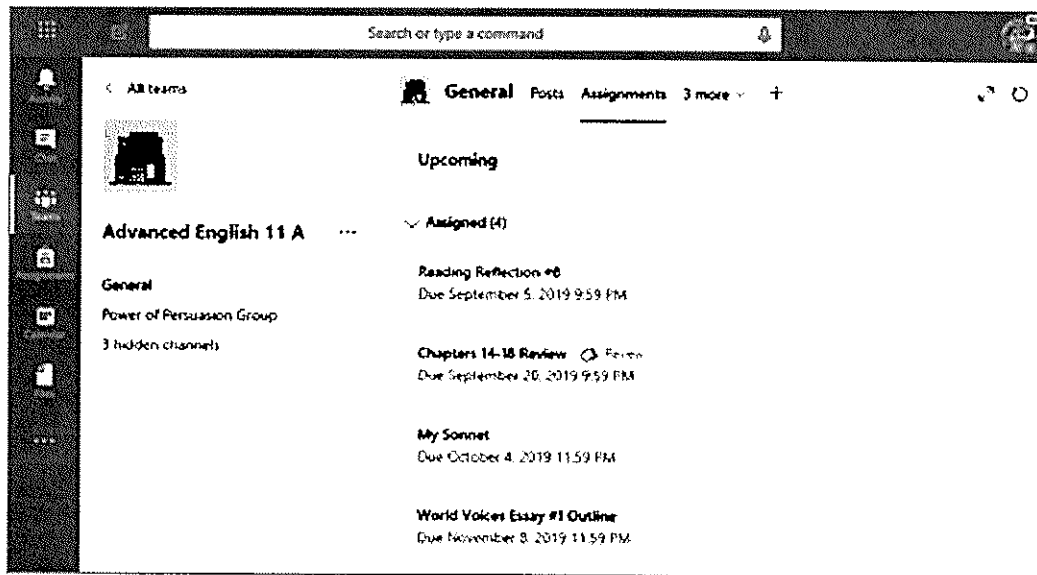
Navigate to the **General** channel in your class, then select **Assignments**.

Was this information helpful?

Yes

No



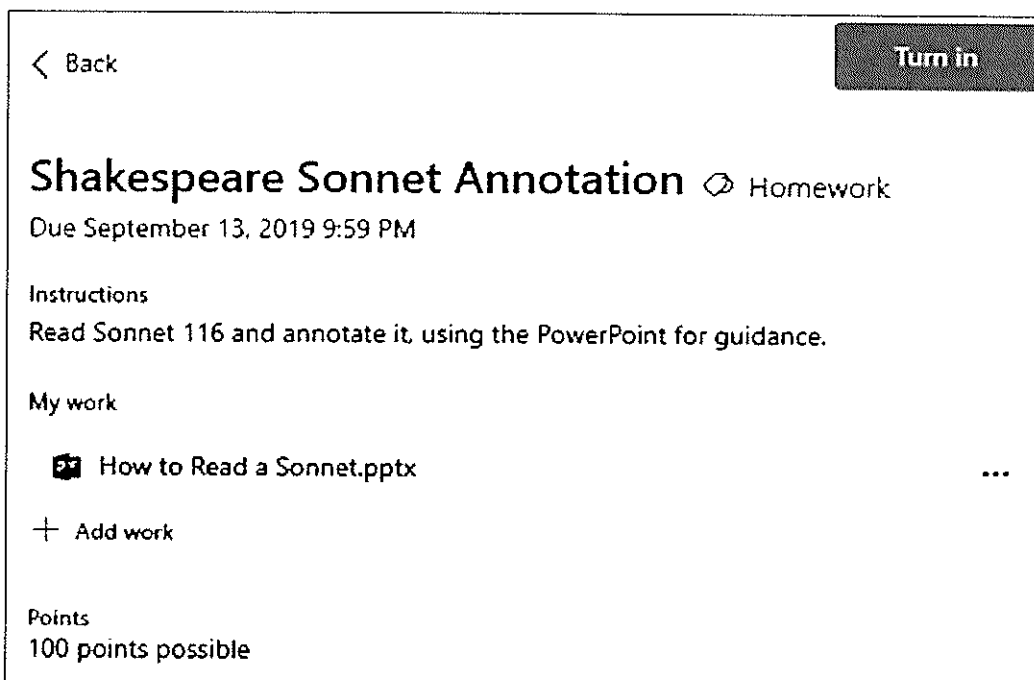


Tip: Use your search bar to search for an assignment by keyword.

Upcoming assignments

By default, your upcoming assignments will display by order of due date under the **Assigned** arrow. Scroll up or down to browse the list. Assignments you haven't opened yet will have a bold title. Late assignments will include a **Past due** warning.

Select an upcoming assignment to attach any work and turn it in.



Was this information helpful?

Yes

No

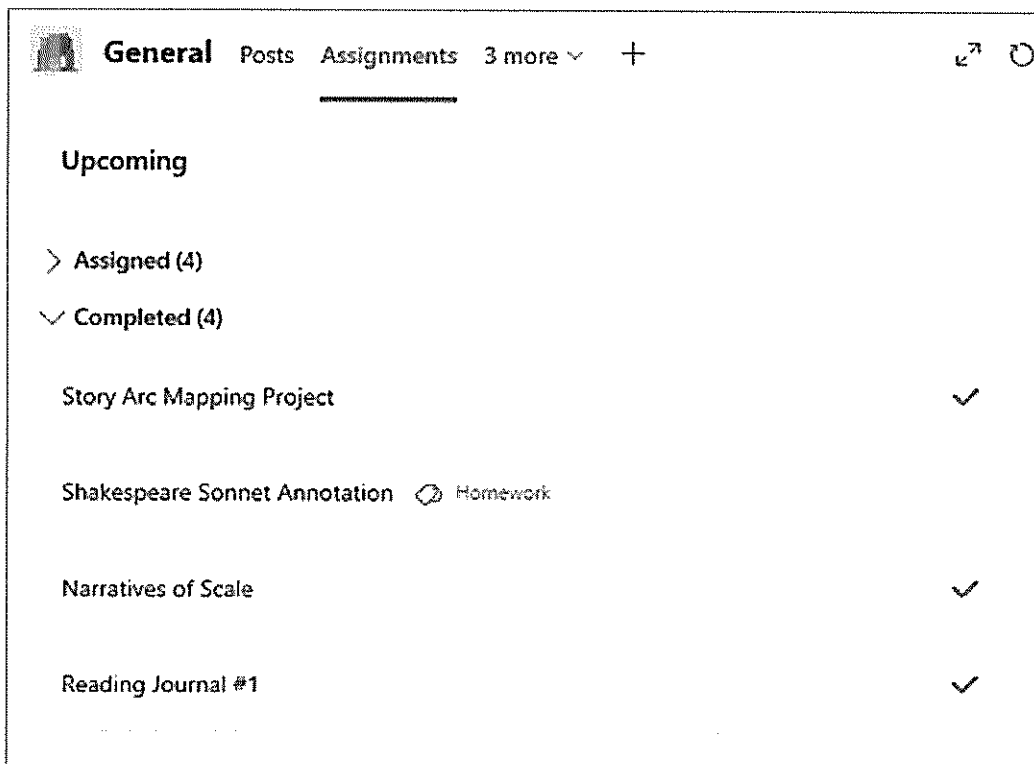
×

Upcoming assignment status

- **Assignment title and due date**—Before the due date. You haven't turned in work yet.
- **Past due**—You haven't turned your assignment in yet and it's past the due date. This will only appear if your teacher is accepting late turn-ins.

View turned in and returned assignments

Select the dropdown arrow to view your **Completed** assignments.



Assignments you've turned in will have a checkmark. Open one to view feedback and scores after your teacher has returned it. You can also select an attached rubric to review more details on your score.

Was this information helpful?

Yes

No



< Back
Turn in again

Returned Thu, Oct 18, 3:59 PM ↩

Narratives of Scale

Due November 29, 2018 11:59 PM

Instructions
None

My work

Sample Brief.docx ⋮

+ Add work

Points
100 / 100

Rubric

Narrative Essay

Completed assignment status

Open a completed assignment to view more details on its status.

Not turned in The due date for this assignment has passed and you can no longer turn it in.

Turned in You'll see a time and date stamp of your most recent turn-in.

Returned You'll see a time and date stamp of when your teacher returned the assignment to you.

Turn in again You'll see this option when your teacher has returned an assignment to you but is still accepting submissions. This means you can submit any revisions


Was this information helpful? Yes No

×

Undo turn in Your teacher hasn't returned your work yet and submissions are still open. Use this option if you forgot to include something or want to update your work before turning it in again.

View grades in one class

To open your Grades tab, navigate to the General channel in a class team and select **Grades**.



Here, you'll see all your assignments listed with the nearest due date at the top. View your status on each assignment as well as points you've received on graded work. Assignments without points will show as Returned after your teacher has reviewed them.

View assignments across classes

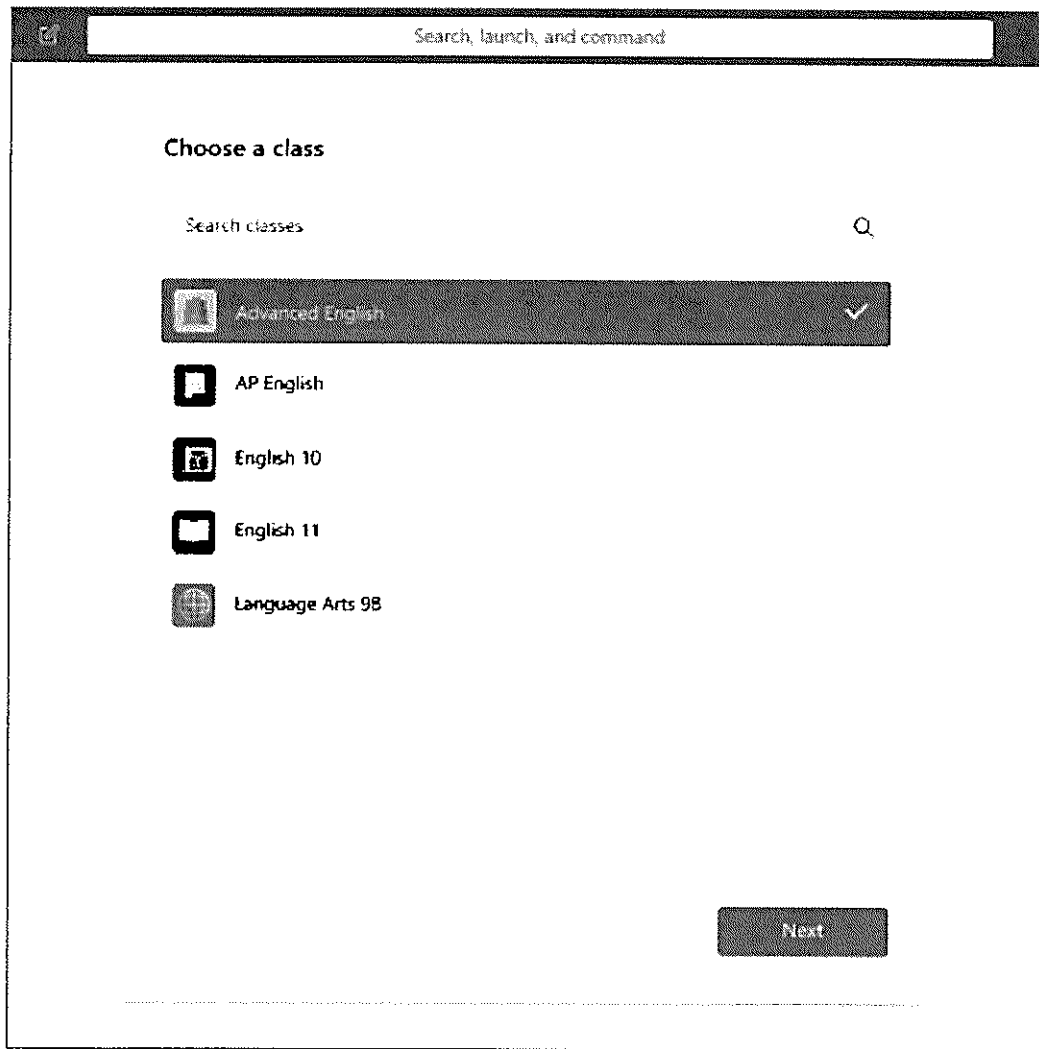
To view assignments across all your classes, select **Assignments** from your app bar. Then, choose a class and select **Next**.

Was this information helpful?

Yes

No





To open an assignment, select it. To return to the list of your classes, select the title of your class again and choose another.

Learn more

Turn in assignment



Was this information helpful?

Yes

No

