

Alternative Method of Instruction  
Kindergarten  
Student Work Packet

Parents/Guardians,

This skills packet is to be completed, by the student, *during days of sudden dismissal* resulting from weather or other emergencies out of our control.

Please complete the following packet in sections for each day of dismissal and return back to school. They will be labeled as followed: *Day 1, Day 2, Day 3, Day 4, Day 5.*

Some additional activities that your child can do at home include: count objects, find letters/words in books/magazines, build letters/words out of objects, or write letters/words/numbers/sentences.

The following are learning websites that will help reinforce learning:

[www.abcya.com](http://www.abcya.com)

[www.abcmouse.com](http://www.abcmouse.com)

[www.starfall.com](http://www.starfall.com)

[www.nickjr.com](http://www.nickjr.com)

[www.ixl.com](http://www.ixl.com)

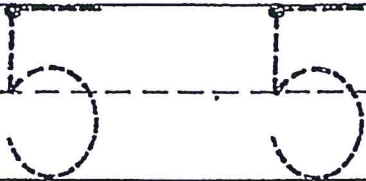
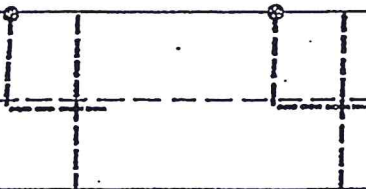
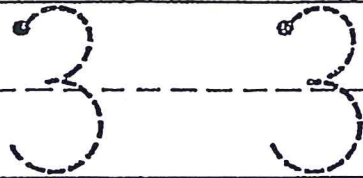
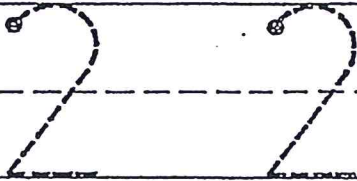
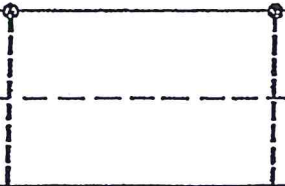
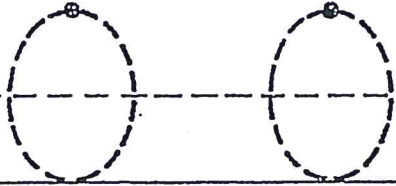
AMI  
DAY 6

Student name: \_\_\_\_\_

Parent/Guardian signature: \_\_\_\_\_

Name \_\_\_\_\_

**Reviewing 0-5**



Copyright © Houghton Mifflin Company

Children trace the two numbers at the beginning of each row and then write the number three more times.

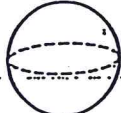
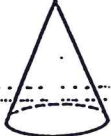
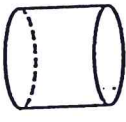
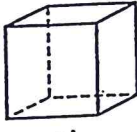
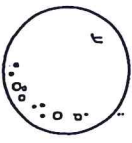



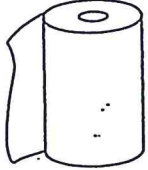
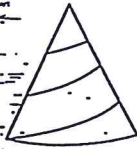
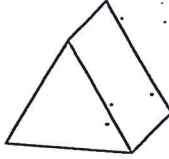











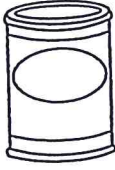

November: Use when children are familiar with *Days in School Game*.


Name \_\_\_\_\_

Identifying three-dimensional shapes

# Ready to Ride

 Color the matching shapes in each column.

 sphere	 cone	 cylinder	 cube
			
			
			
			
			






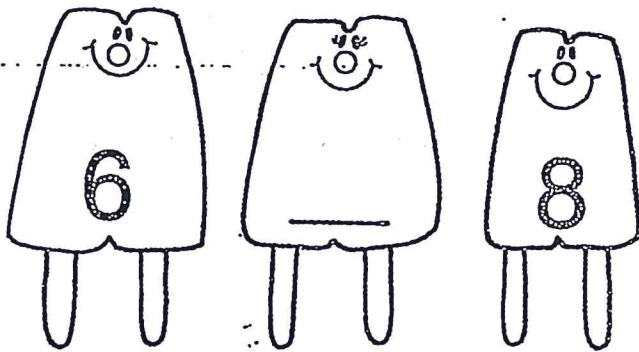




**Bonus:** Look around the room. Draw something you see that is a cube.



Name \_\_\_\_\_

# Numerical Order

Write in the missing numerals.




Name \_\_\_\_\_

# So Many Strawberries

 Write how many in the set.

Add.



$$\begin{array}{c} \text{3 strawberries} \\ \square \end{array} + \begin{array}{c} \text{2 strawberries} \\ \square \end{array} = \square$$

$$\begin{array}{c} \text{4 strawberries} \\ \square \end{array} + \begin{array}{c} \text{1 strawberry} \\ \square \end{array} = \square$$

$$\begin{array}{c} \text{2 strawberries} \\ \square \end{array} + \begin{array}{c} \text{1 strawberry} \\ \square \end{array} = \square$$

$$\begin{array}{c} \text{1 strawberry} \\ \square \end{array} + \begin{array}{c} \text{3 strawberries} \\ \square \end{array} = \square$$

$$\begin{array}{c} \text{2 strawberries} \\ \square \end{array} + \begin{array}{c} \text{3 strawberries} \\ \square \end{array} = \square$$


$$\begin{array}{c} \text{1 strawberry} \\ \square \end{array} + \begin{array}{c} \text{2 strawberries} \\ \square \end{array} = \square$$


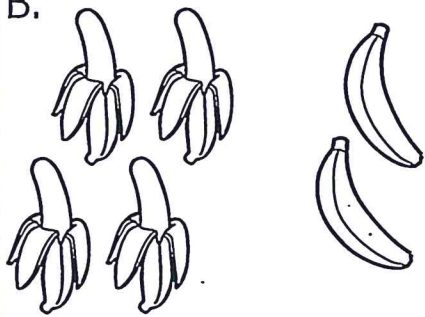
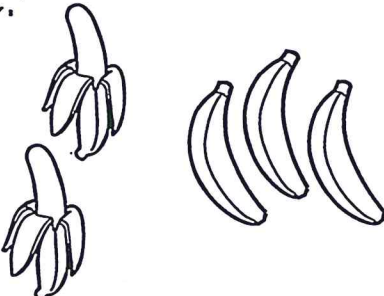



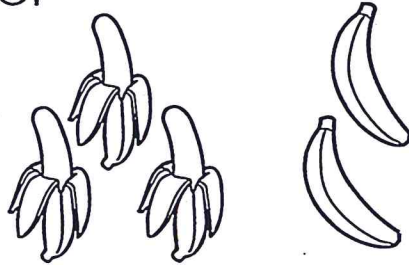


$$\begin{array}{c} \text{2 strawberries} \\ \square \end{array} + \begin{array}{c} \text{2 strawberries} \\ \square \end{array} = \square$$

$$\begin{array}{c} \text{1 strawberry} \\ \square \end{array} + \begin{array}{c} \text{1 strawberry} \\ \square \end{array} = \square$$

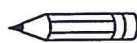


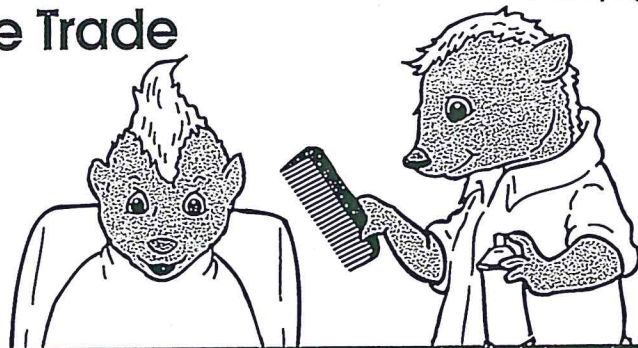










**Munch a Bunch!**
 Write the sums.


<p>A.</p>  <p><math>1 + 3 = \underline{\quad}</math></p>	<p>B.</p>  <p><math>4 + 2 = \underline{\quad}</math></p>	<p>C.</p>  <p><math>2 + 3 = \underline{\quad}</math></p>
<p>D.</p>  <p><math>3 + 3 = \underline{\quad}</math></p>	<p>E.</p>  <p><math>1 + 4 = \underline{\quad}</math></p>	<p>F.</p>  <p><math>2 + 2 = \underline{\quad}</math></p>
<p>G.</p>  <p><math>3 + 2 = \underline{\quad}</math></p>	<p>H.</p>  <p><math>1 + 5 = \underline{\quad}</math></p>	<p>I.</p>  <p><math>2 + 4 = \underline{\quad}</math></p>

# Tools of the Trade

 Write.



 spoon	 brush	 hose	 car
 chalk	 saw	 X ray	 comb



brush



\_\_\_\_\_

-----

\_\_\_\_\_



\_\_\_\_\_

-----


\_\_\_\_\_



\_\_\_\_\_

-----

\_\_\_\_\_



\_\_\_\_\_

-----


\_\_\_\_\_



\_\_\_\_\_

-----


\_\_\_\_\_



\_\_\_\_\_

-----

\_\_\_\_\_



\_\_\_\_\_

-----

\_\_\_\_\_






# Backpack Stuff

Find the rhymes.

 Circle the words.


 Color the pictures.



bell



shell



leaf



well




dog



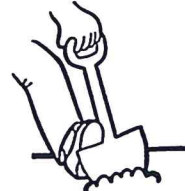
wig




pig




dig



coat



rope



boat




goat



bat



hat



cap












cat



# Is There a T?

Change one letter to make  
a new word.  
Use the arrows to help you.  
Write each word.



	c	a	p	_____
	↓			
	_____	a	p	_____
			↓	
	m	a	_____	_____
	c	a	t	_____
	↓			
	_____	a	t	_____
			↓	
	b	a	_____	_____
	p	o	t	_____
	↓			
	_____	o	t	_____
			↓	
	d	o	_____	_____

Name \_\_\_\_\_

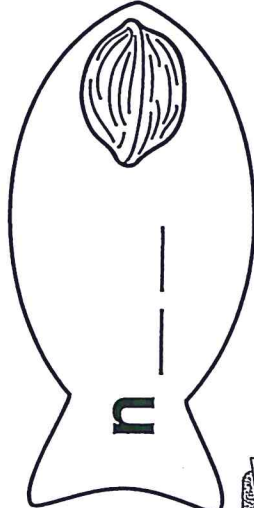

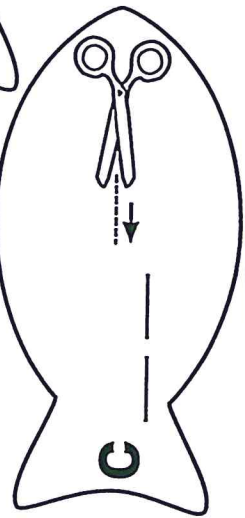
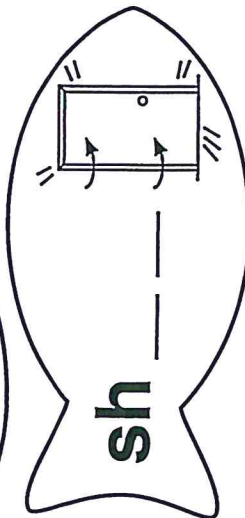
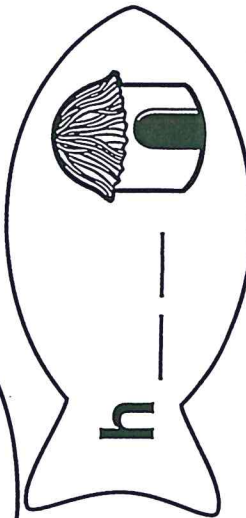
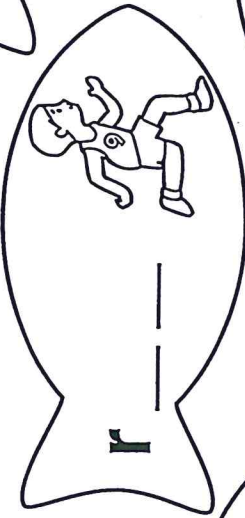
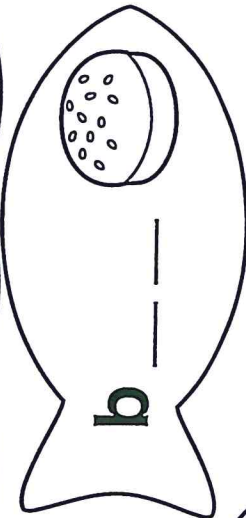
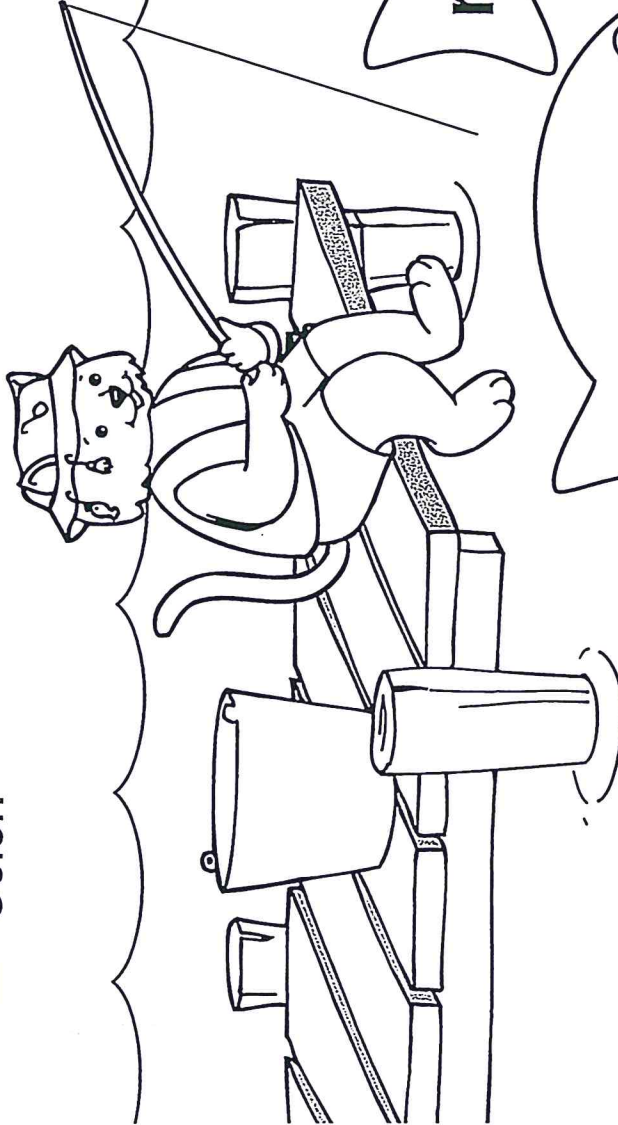

Word Families  
-un, -u

# Swim Away!

Name each picture.

Write the correct word family.

Color.








# “Sun-Sational” Review

Name the pictures.

 Write each beginning letter.



\_\_\_\_\_ ig



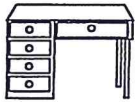
\_\_\_\_\_ ish



\_\_\_\_\_ ouse



\_\_\_\_\_ ap



\_\_\_\_\_ esk



\_\_\_\_\_ amp



\_\_\_\_\_ ar



\_\_\_\_\_ est



\_\_\_\_\_ agon



\_\_\_\_\_ and



\_\_\_\_\_ ite



\_\_\_\_\_ ate



\_\_\_\_\_ ell




\_\_\_\_\_ o-yo



\_\_\_\_\_ ope



\_\_\_\_\_ est



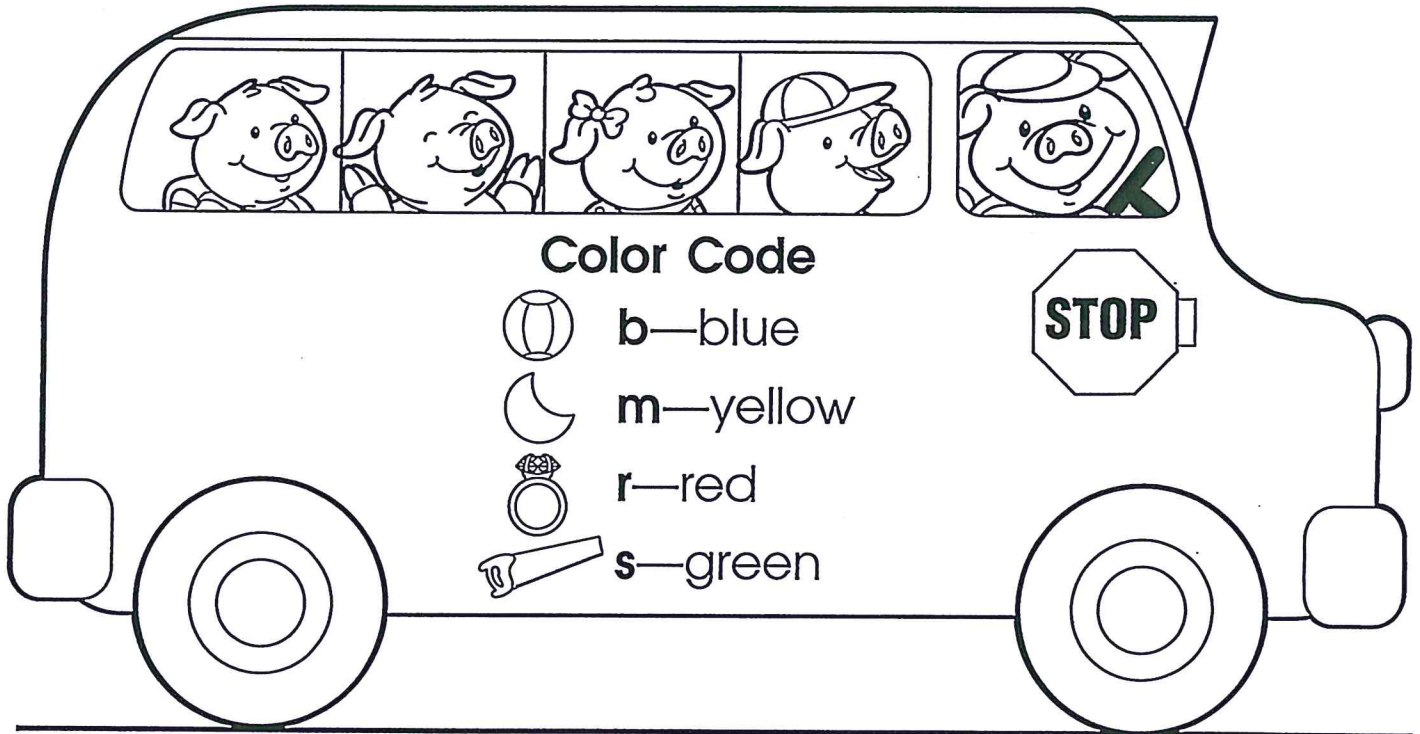


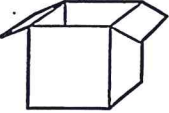














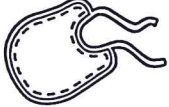
Name \_\_\_\_\_

# Off to School

 Write each beginning letter.

 Color by the code.



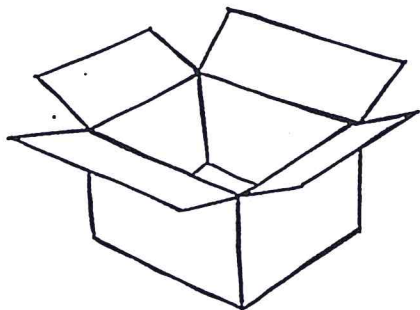
 ___ox	 ___op	 ___an	 ___ag
 ___oad	 ___ock	 ___ip	 ___ix
 ___un	 ___ake	 ___ail	 ___ope
 ___ell	 ___ug	 ___ap	 ___ib

Name: \_\_\_\_\_



# I Can find BEGINNING SOUNDS

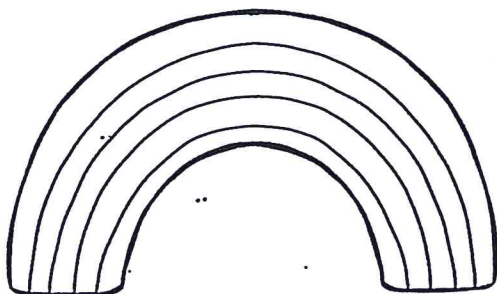
Choose the correct letter that says the beginning sound for each picture.



p

b

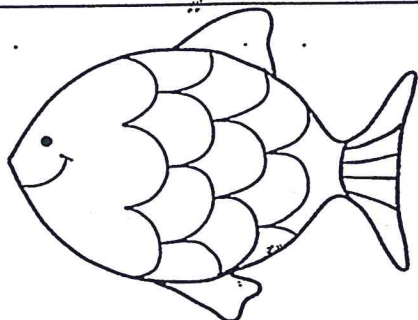
e



r

n

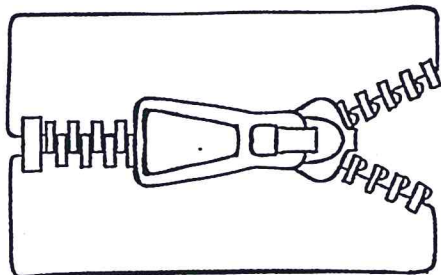
u



t

o

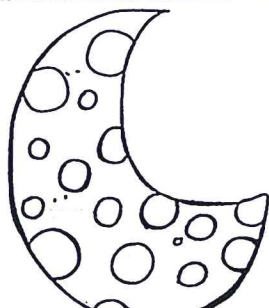
f



s

i

z



o

m

w

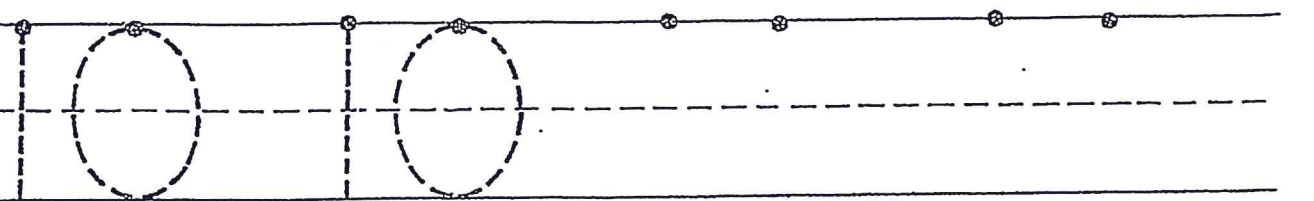
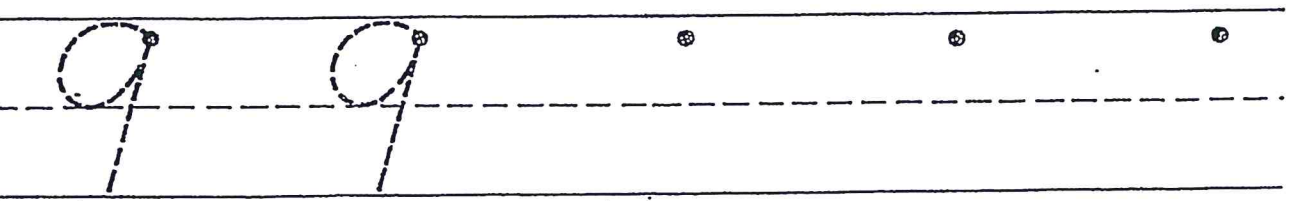
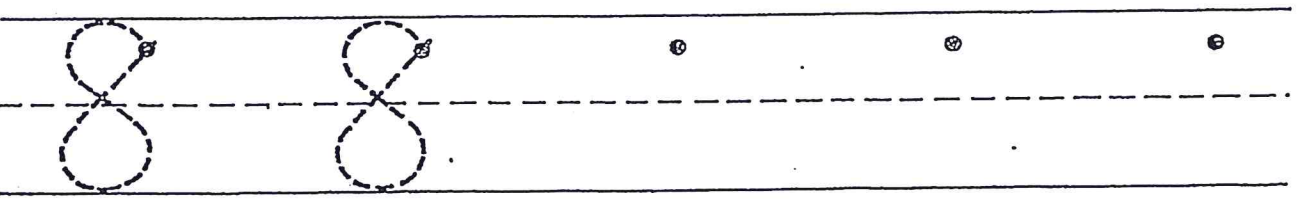
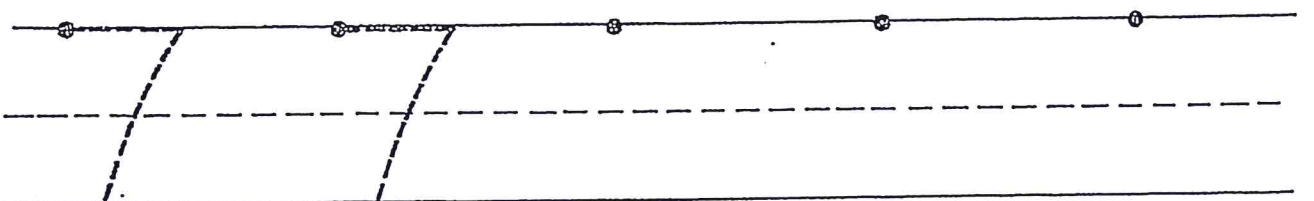
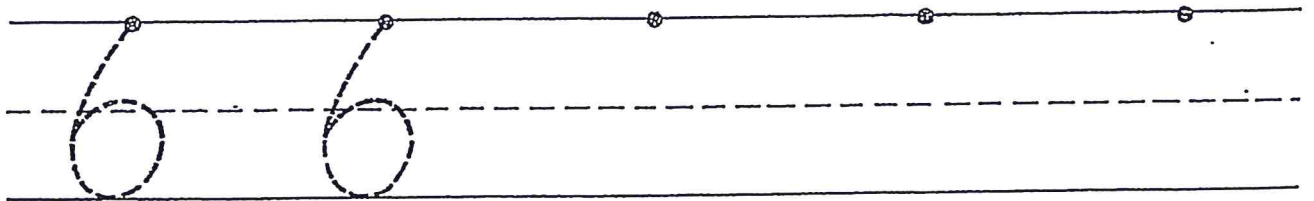
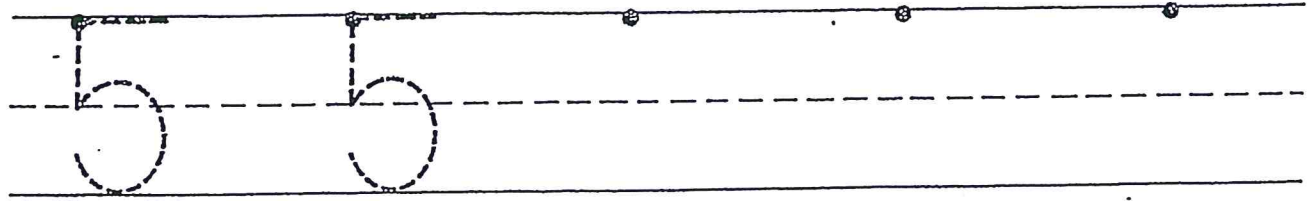
AMI  
DAY 7

Student name: \_\_\_\_\_

Parent/Guardian signature: \_\_\_\_\_



Reviewing 5-10



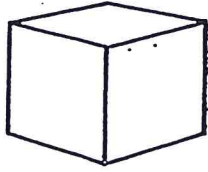
Children trace the two numbers at the beginning of each row and then write the number.

44 November: Use when children are familiar with *Days in School Game*.



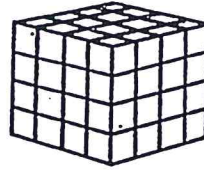
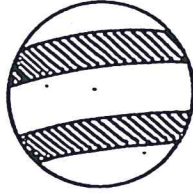


## Shapes in Space


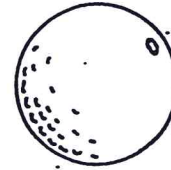

Color each object with the same shape.



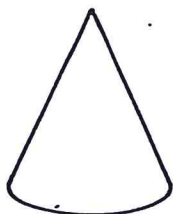


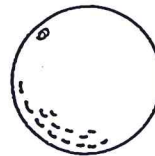

cube




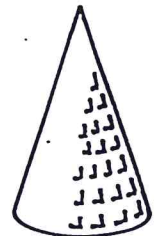


ball





box



cone




can




Name \_\_\_\_\_

# Out of the Oven



Count.  Write.

 Color each set that has more.



Tray 1: Top row has 3 flower cookies, bottom row has 4 square cookies with a grid pattern. Two blank lines for writing are on the right.

Tray 2: Top row has 4 round cookies with dots, bottom row has 1 round cookie with dashes. Two blank lines for writing are on the right.

Tray 3: Top row has 2 round cookies with dots, bottom row has 5 flower cookies. Two blank lines for writing are on the right.


Tray 4: Top row has 5 square cookies with a grid pattern, bottom row has 4 round cookies with dashes. Two blank lines for writing are on the right.



















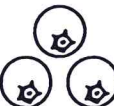


# Bunches of Blueberries

 Write how many in each set.

Add.



  _____ + _____ = _____	  _____ + _____ = _____
  _____ + _____ = _____	  _____ + _____ = _____
  _____ + _____ = _____	  _____ + _____ = _____
  _____ + _____ = _____	 _____ + _____ = _____
  _____ + _____ = _____	  _____ + _____ = _____







Name \_\_\_\_\_

Set It Up!  
Sets: less

# Ready, Set, Stamp




 Color the set that shows less.



# What Did You See?

 Draw and write.



On the way to school, I saw

\_\_\_\_\_

-----

\_\_\_\_\_

\_\_\_\_\_

-----

\_\_\_\_\_







Name \_\_\_\_\_

Ending Sounds  
Consonants: d, k, g, n, w

# Super Sodas

Name the picture.

 Color to show the ending sound.



Name \_\_\_\_\_

Word Families  
-in, -ip

# Cat Fish

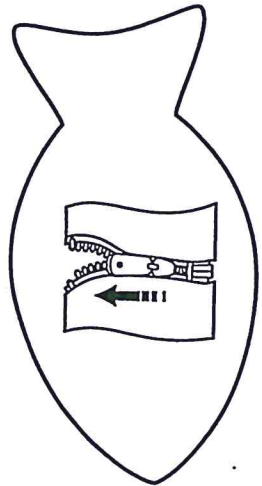
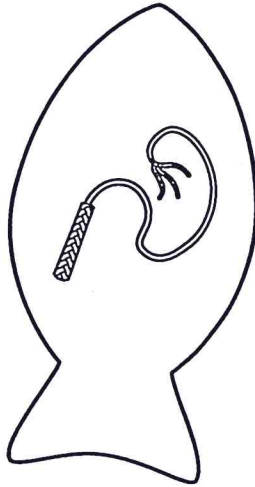

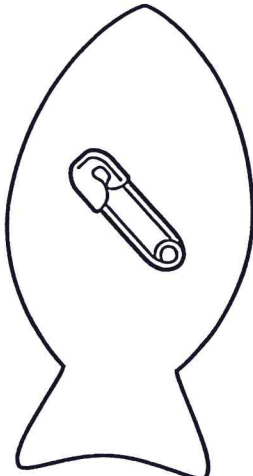
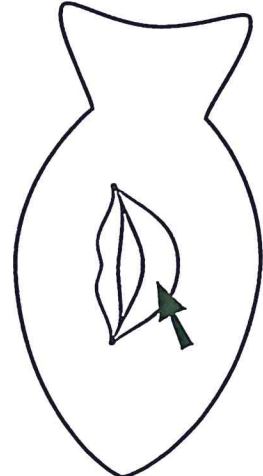
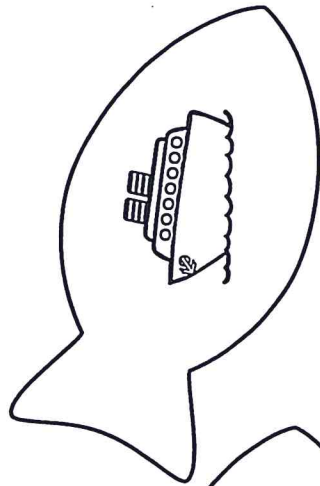

Name each picture.

 Color by the code.

Color Code

 yellow

 green






Name \_\_\_\_\_

Rimes

Word families: -an, -ap, -at

# Sweet Treats


 Color to match ending sounds.



man  
tap  
fan  
-an

ran  
cat  
mat  
-at

nap  
sat  
cap  
-ap











rat  
bat  
ran  
-at

pat  
van  
pan  
-an

map  
tan  
tap  
-ap

# A Tasty Treat

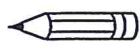
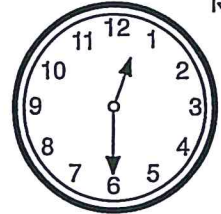
 Color the picture with the matching beginning sound.





Name \_\_\_\_\_

# Time for Lunch



Write each beginning letter.



Cross out each letter as you use it.



b t r m f w s p h j n k v l d



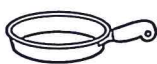
\_\_\_\_\_og



\_\_\_\_\_ish



\_\_\_\_\_ask



\_\_\_\_\_an



\_\_\_\_\_ick



\_\_\_\_\_ent



\_\_\_\_\_ell



\_\_\_\_\_at



\_\_\_\_\_est



\_\_\_\_\_amp



\_\_\_\_\_ad



\_\_\_\_\_it



\_\_\_\_\_ain



\_\_\_\_\_ump



\_\_\_\_\_ase

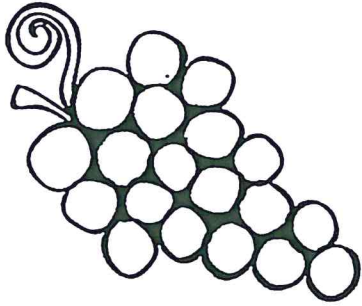


Name: \_\_\_\_\_



# I Can Find BEGINNING SOUNDS


Choose the correct letter that says the beginning sound for each picture.



h

g


p



s

u


z



l

i


m



t

k

f



y

o

d

AMI  
DAY 8

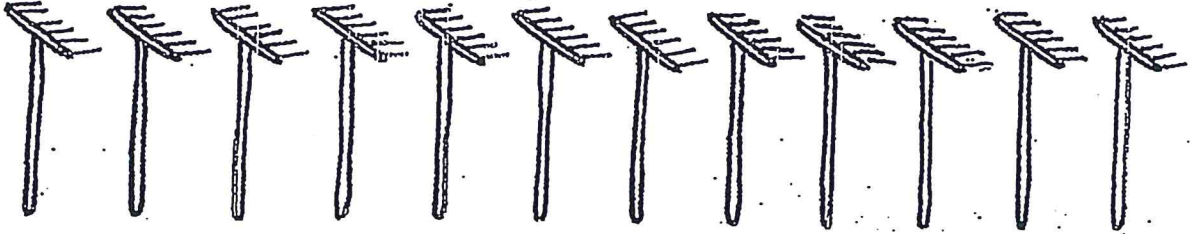
Student name: \_\_\_\_\_

Parent/Guardian signature: \_\_\_\_\_


6



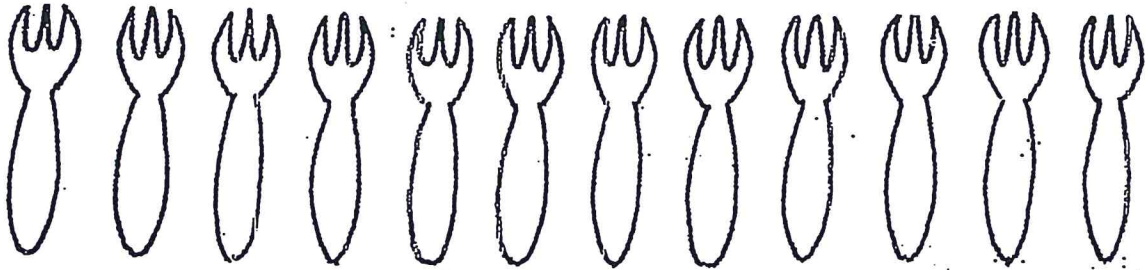
7



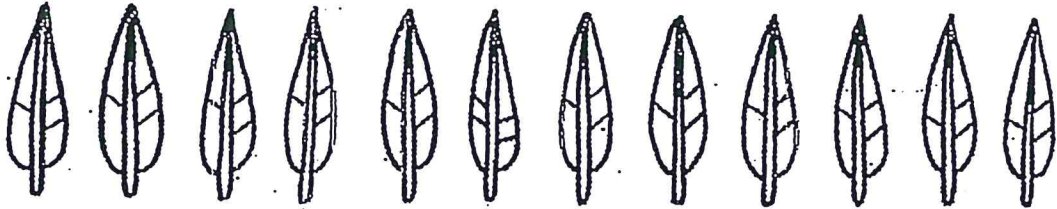
8




9



10



9



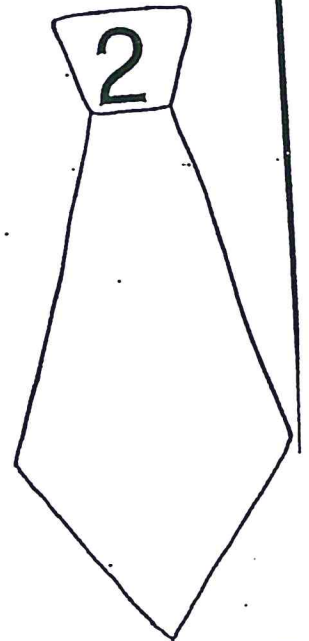
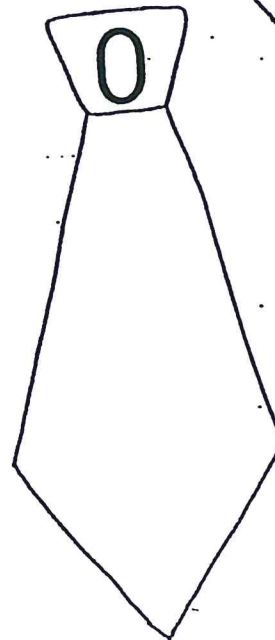
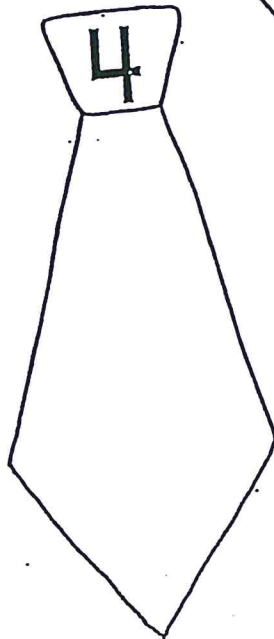
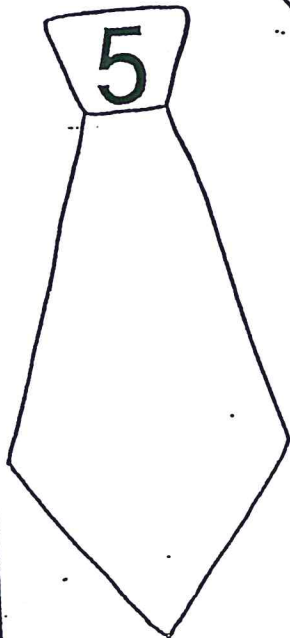
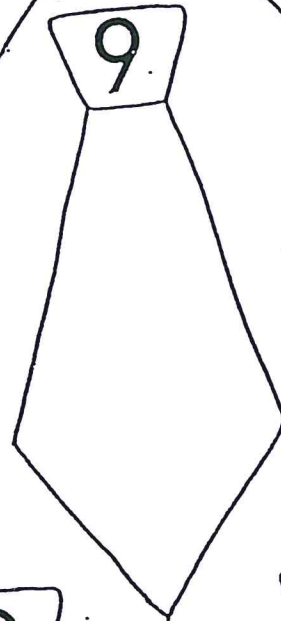
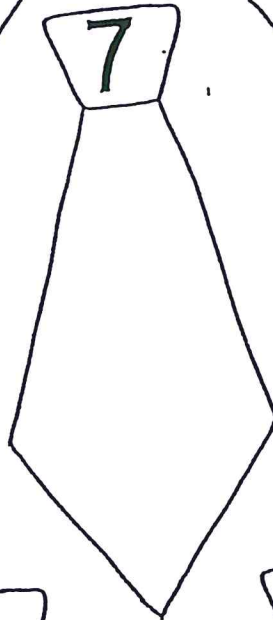
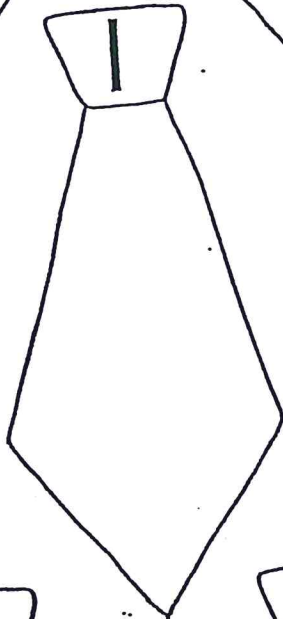
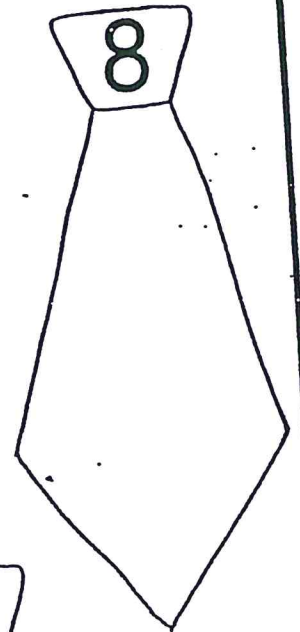
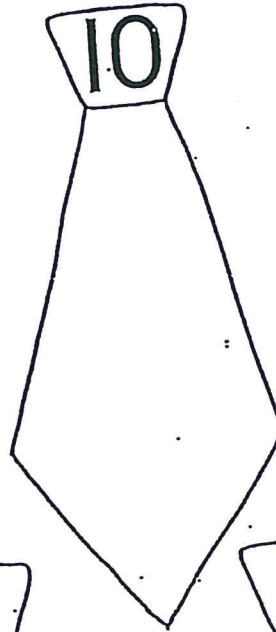
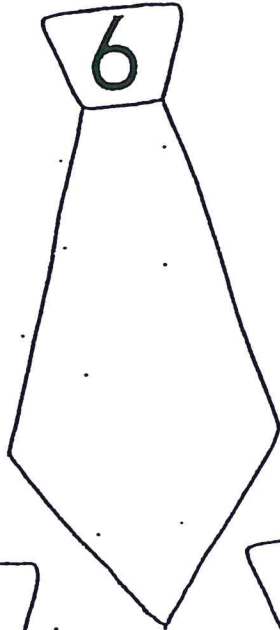
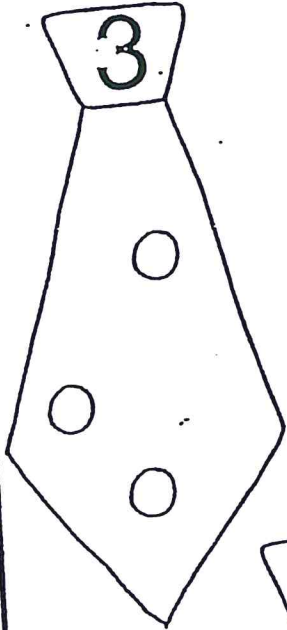
Review

Color correct number of feathers in each row. See Unit 8 Teacher's Manual.



Name \_\_\_\_\_

On each tie draw the correct number of dots.








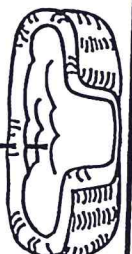




Name \_\_\_\_\_











One-to-One Correspondence  
More








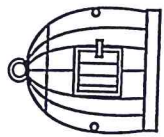
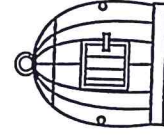
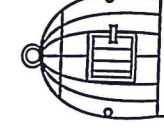
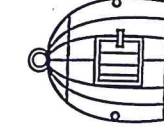
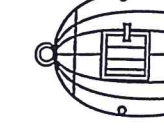
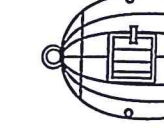
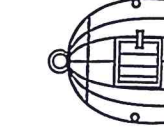
# “Purr-fect” Pets

 Draw a line to match objects as shown.

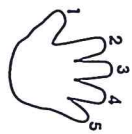
 Color the set in each box that has more.


				
				


















Count.  Write.

 Color each set that has more.





















### Another Batch















\_\_\_\_\_

\_\_\_\_\_





















\_\_\_\_\_

\_\_\_\_\_

\_\_\_\_\_

\_\_\_\_\_

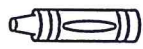

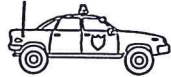
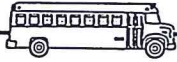

									
									

\_\_\_\_\_

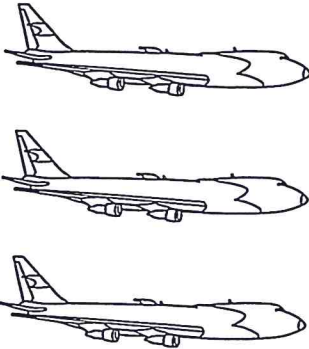





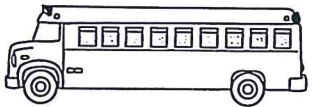




\_\_\_\_\_



# On the Move



Color the set that shows more.

Name \_\_\_\_\_

First word, the pronoun I

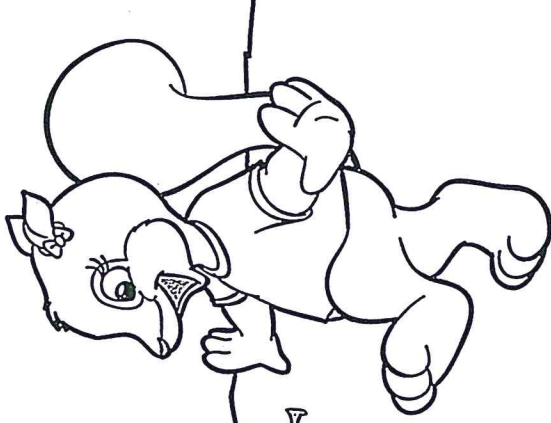
## What a Kick!



Circle the words that start with capital letters.



Write the circled words on the lines.



1. Will you pass it to me?







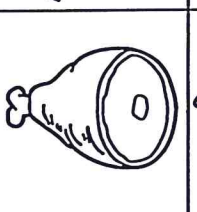







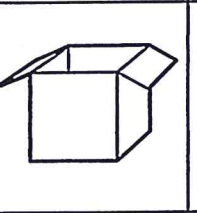
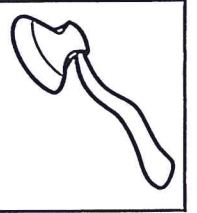
2. Ben and I can run.


3. May I play too?


4. Here is the ball.

# Easy Does It

 Color to match the ending letter.

<b>b</b>		<b>m</b>	
			
			
<b>t</b>		<b>x</b>	
			
			



**Bonus Box:** Write the word.  \_\_\_\_\_





Name \_\_\_\_\_

Word Families  
-ip, -it

# Flying Fish

Name each picture.

 Color by the code.




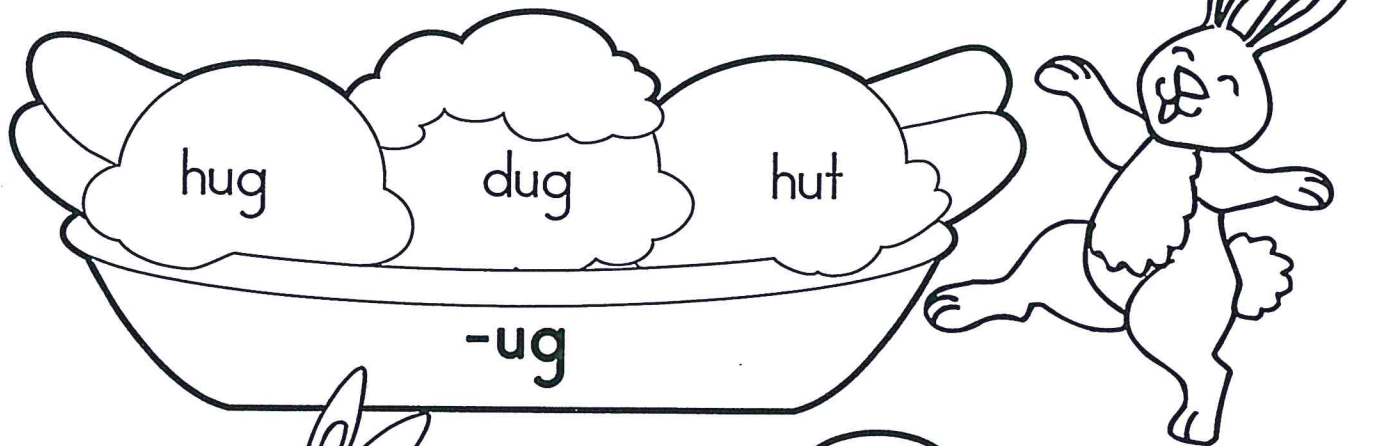


Name \_\_\_\_\_

Rimes

Word families: -ug, -un

# Banana Splits

 Color to match ending sounds.





Name \_\_\_\_\_



Fall (leaves)

Distinguishing b and d


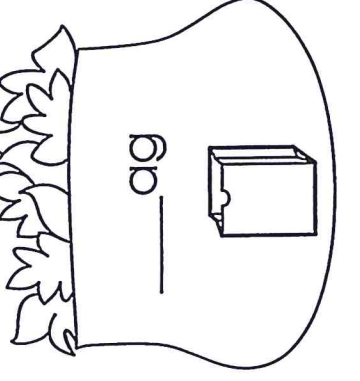
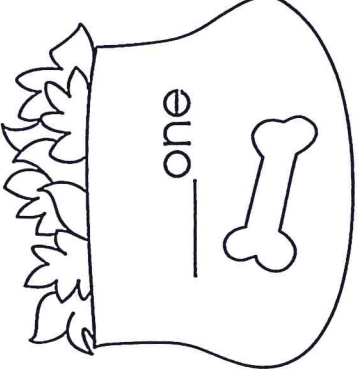

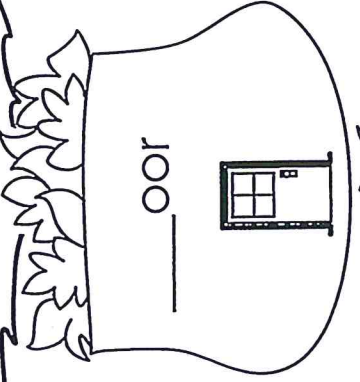
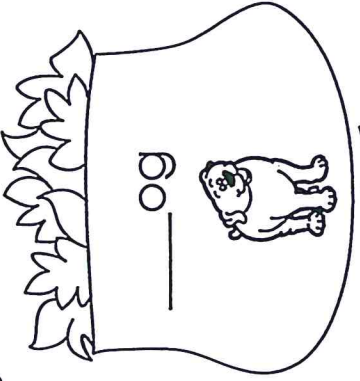
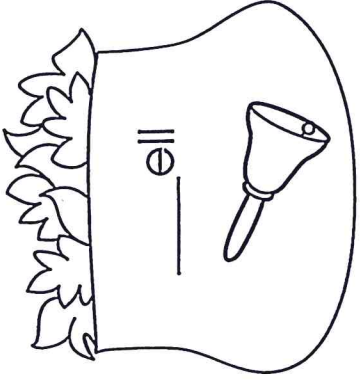

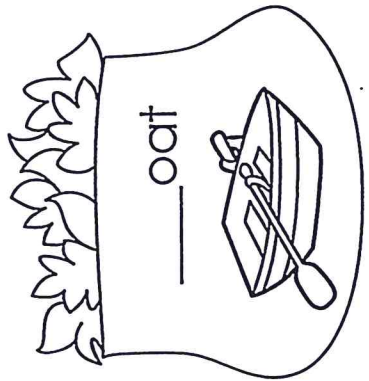

# Teamwork!

 Write **b** or **d** to complete each word.

 Color by the code.



**Color Code**  
b—blue  
d—orange






Name \_\_\_\_\_

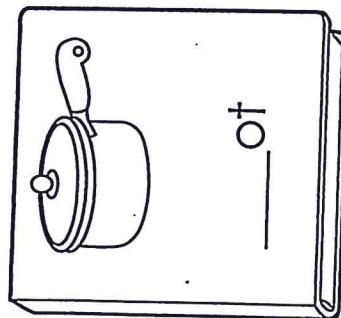

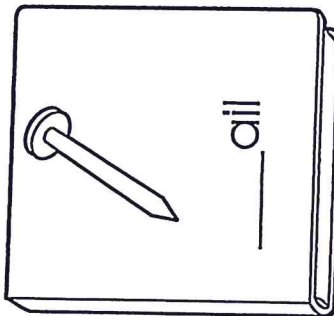


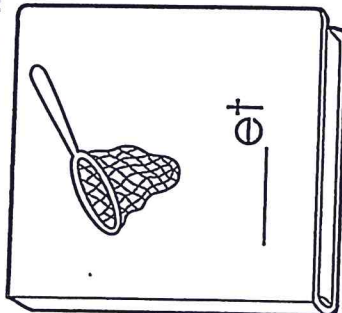
Initial Consonants  
f, g, n, p

# Pig Tales





 Write each beginning letter.


 Color by the code.




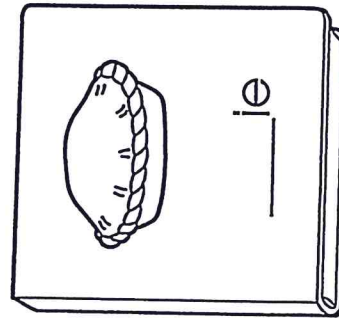
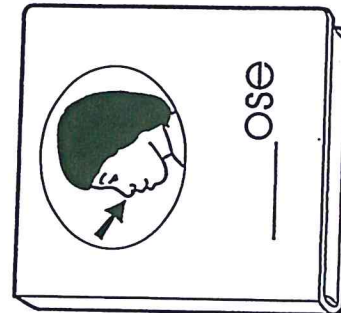
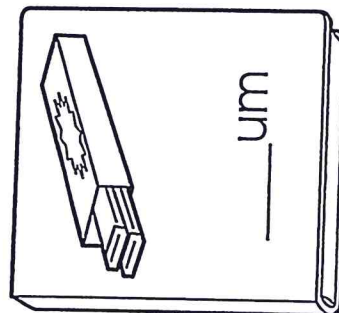
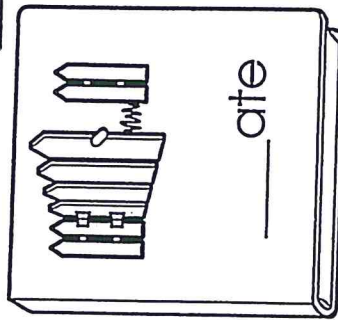
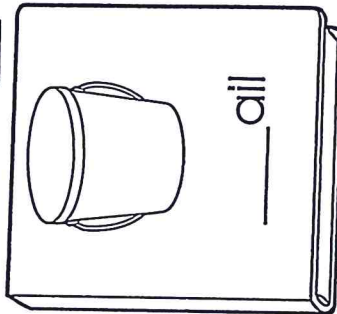

**Color Code**

f—orange 

g—green 

n—blue 

p—purple 





Name: \_\_\_\_\_





# I can find BEGINNING SOUNDS

Choose the picture that has the correct beginning sound.


f




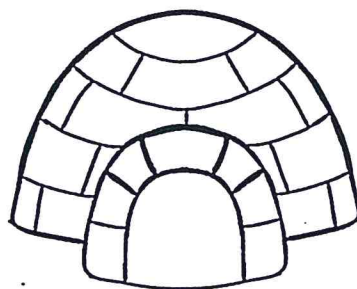

n



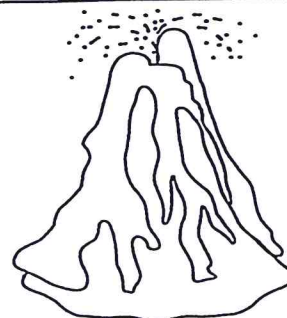


y



p



v



AMI  
DAY 9


Student name: \_\_\_\_\_


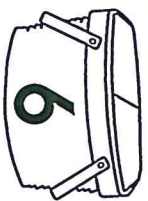
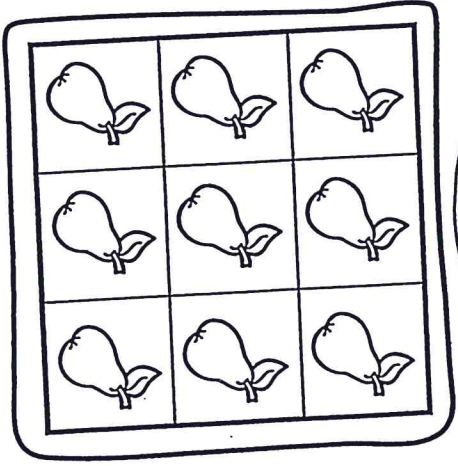
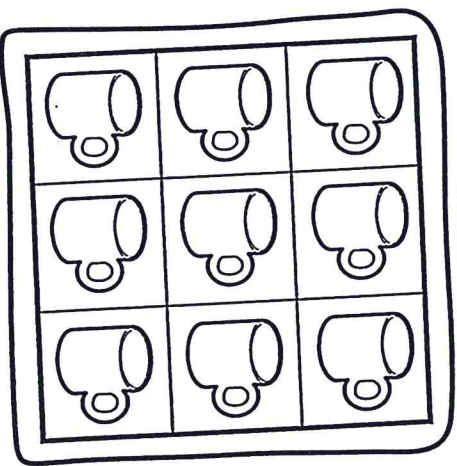

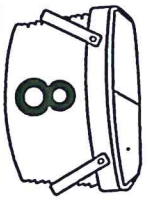

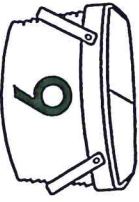

Parent/Guardian signature: \_\_\_\_\_



# Tasty Treats

Read each number.

 Color to show how many.




# A Tall Task

Read the numbers in each box.

 Draw an X on the number that is not in order.

11	12	13	10	15
6	7	5	9	10
13	14	15	16	20
9	10	17	12	13
1	8	3	4	5
16	17	18	19	15
3	12	5	6	7
10	11	12	8	14













Name \_\_\_\_\_







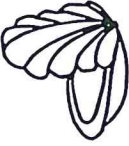

One-to-One Correspondence  
Less









# Picnic for Pets

 Draw a line to match objects as shown.

 Color the set in each box that has less.






# Tasty Treats




Count.











Draw sets that show less.



Write.



 _____	 _____
 _____	 _____
 _____	 _____
 _____	 _____


Name \_\_\_\_\_

# Lunch Lineup




Write the missing numbers.


A.




B.




C.



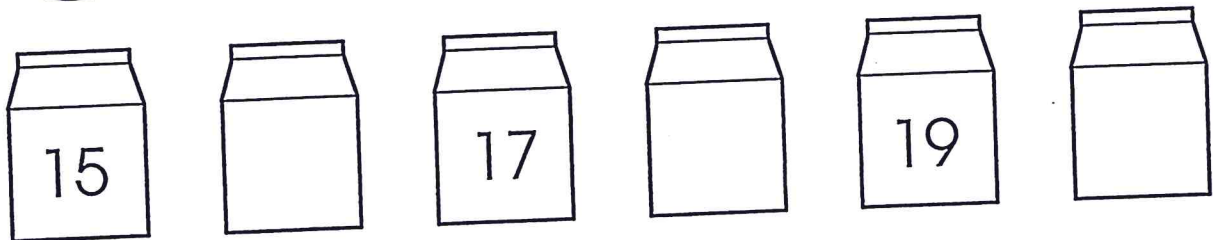
D.



E.



F.




**Bonus Box:** Look at row A. Write the next 5 numbers in the series.



# Ready to Order

 Write.

Add a . to each sentence.



1. I am very hungry
2. The soup looks good
3. We will have milk

1.

2.

3.



Name \_\_\_\_\_

Consonants

Final consonants f, g, n, p



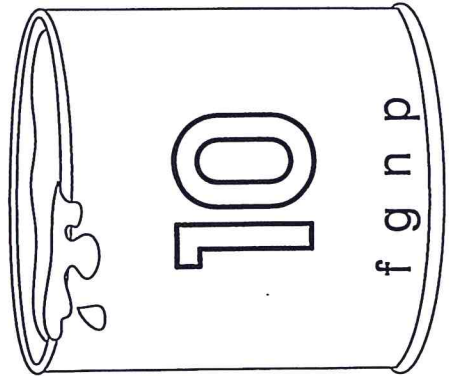
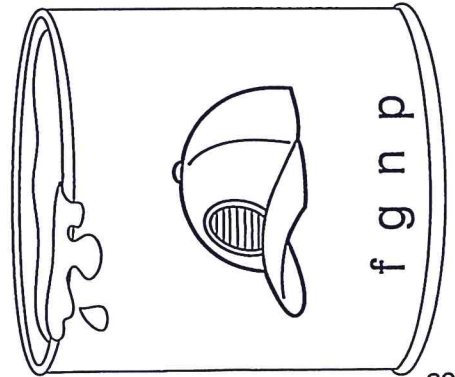
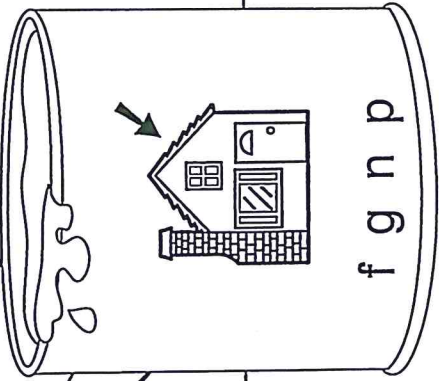
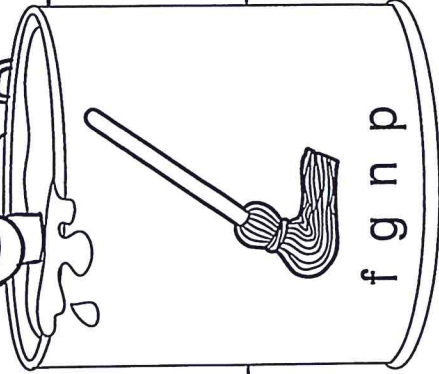
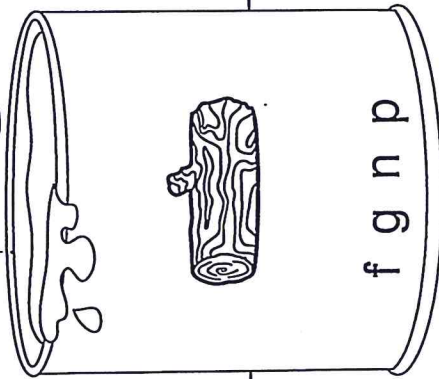
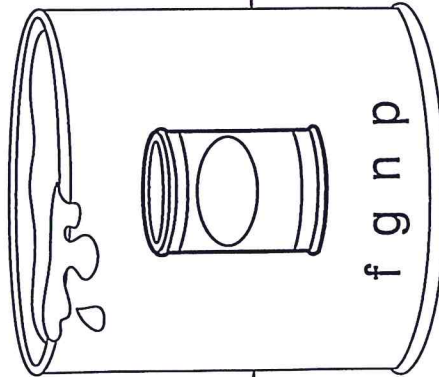

# Stir It Up

Circle the ending letter.

Color by the code.

### Color code

f—yellow g—green  
n—orange p—purple



Name \_\_\_\_\_

Word Families  
-og, -op

# Deep Diving


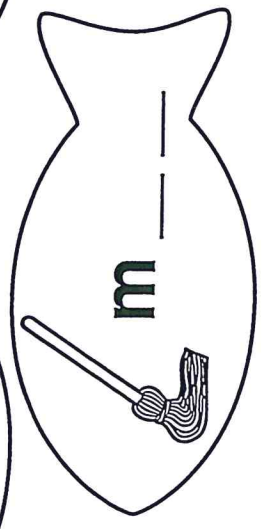

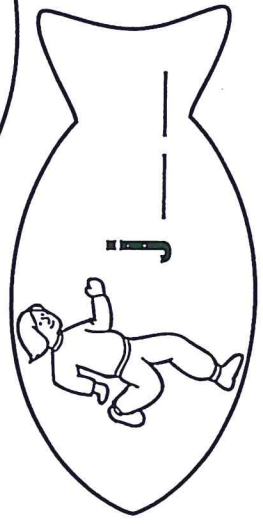
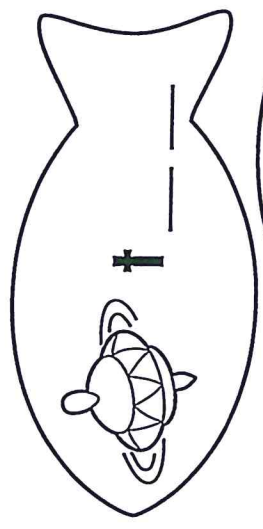
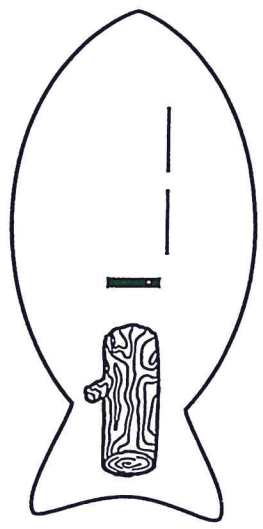

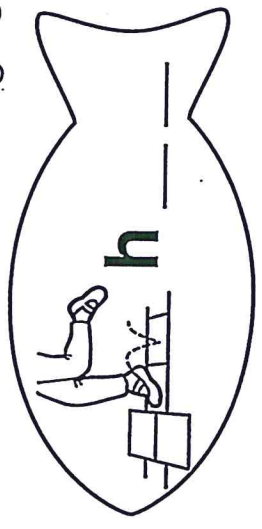
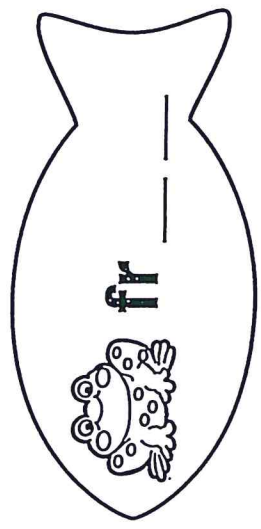
Name each picture.

 Write the correct word family.

 Color.



-og  
-op





Name \_\_\_\_\_

Rimes

Word families: -og, -op, -ot

# Ice-Cream Dreams

 Color to match ending sounds.





Name \_\_\_\_\_

Fall  
Initial consonants: b, h, r, s, t


# Fall Gathering














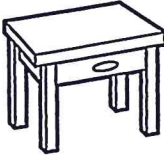

Name each picture.

 Write the beginning letter.

 Color by the code.

Color Code	
s—orange	t—yellow
b—brown	h—green
r—red	



 __urtle	 __ird	 __ike	 __ake	 __aw
 __abbit	 __eart	 __ock	 __ouse	 __ing
 __alloon	 __wo	 __and	 __able	 __un



Name \_\_\_\_\_

# Drop Cloth



Write.



Color by the code.

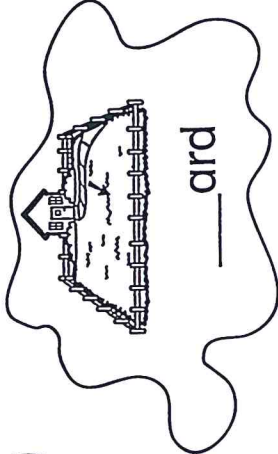
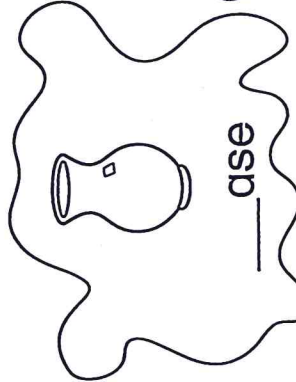
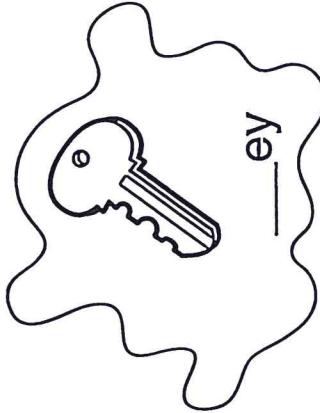
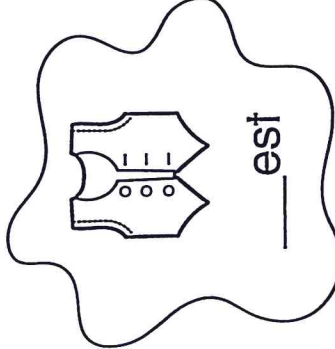
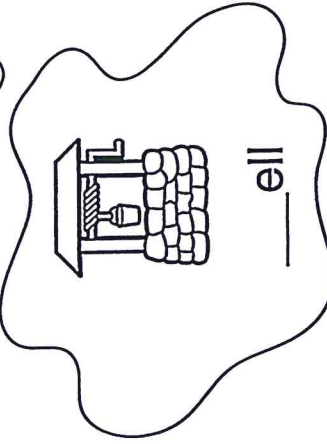
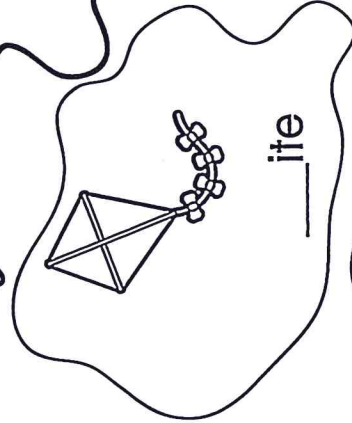
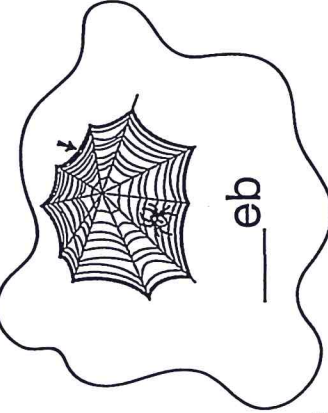
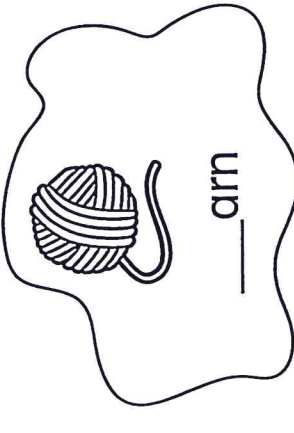
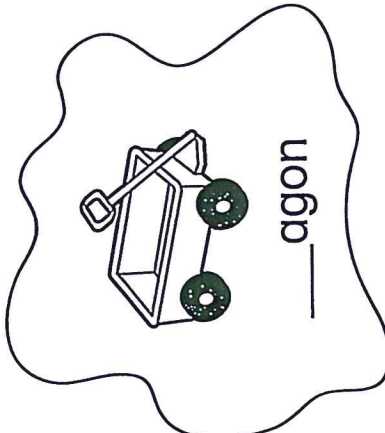
## Color Code

k — orange

v — blue

w — red

y — yellow


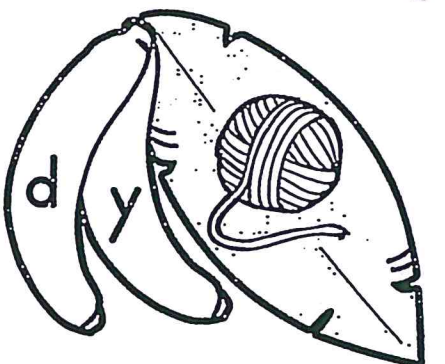
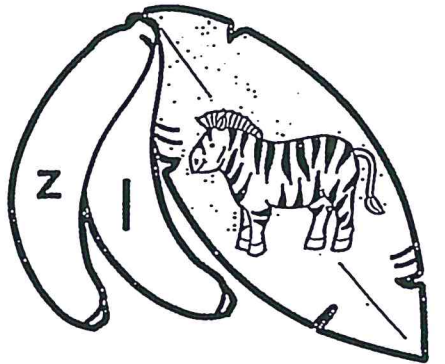
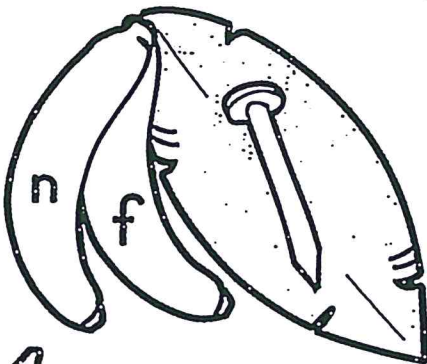
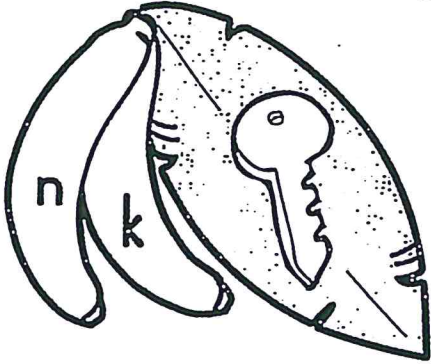
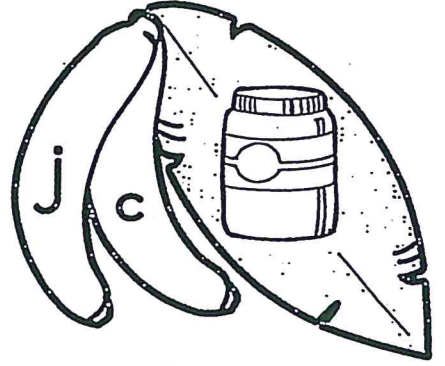
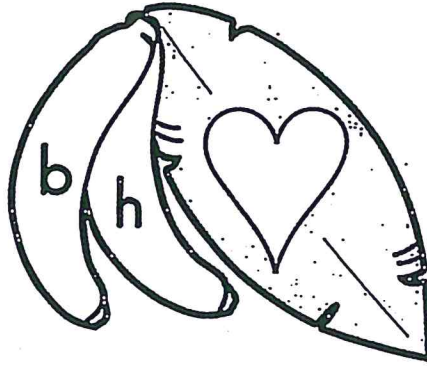
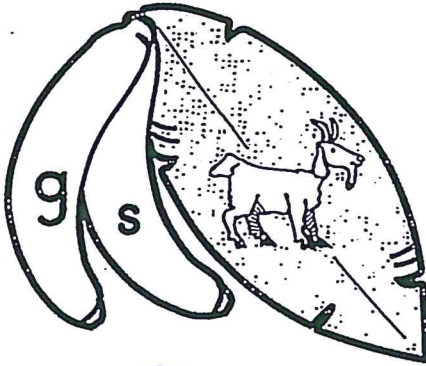




Name \_\_\_\_\_

# A Balanced Meal

 Color the beginning sound.





AMI

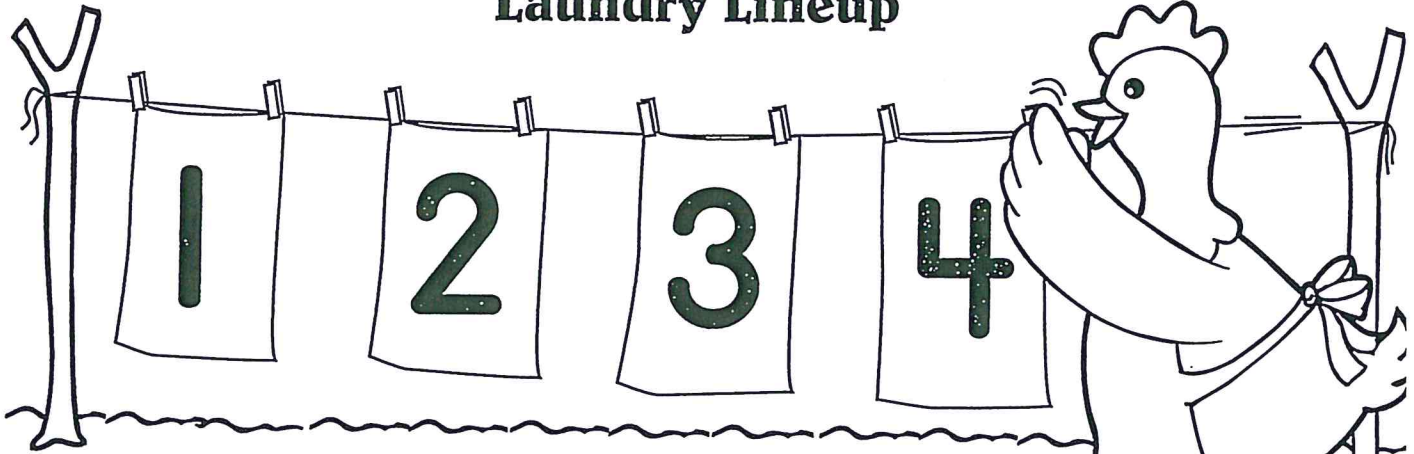
DAY 10

Student name: \_\_\_\_\_

Parent/Guardian signature: \_\_\_\_\_

Name \_\_\_\_\_

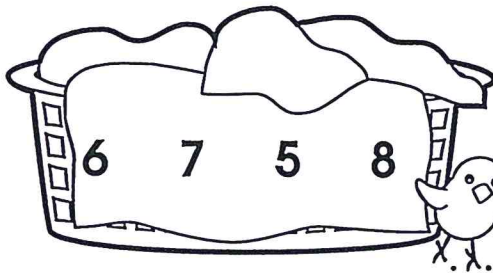
# Laundry Lineup




 Write the numbers in order.



A.



B.



\_\_\_\_\_

-----


\_\_\_\_\_

\_\_\_\_\_

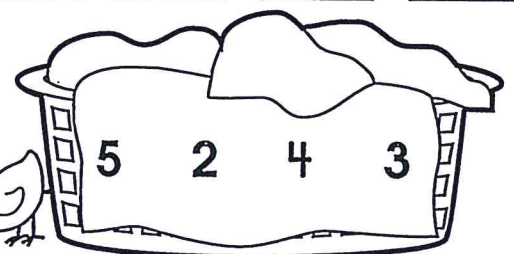
-----

\_\_\_\_\_

C.



D.



\_\_\_\_\_

-----

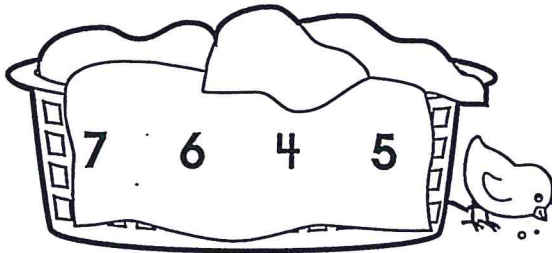
\_\_\_\_\_

\_\_\_\_\_

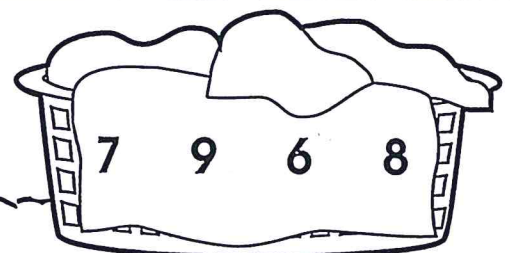
-----

\_\_\_\_\_

E.



F.



\_\_\_\_\_

-----

\_\_\_\_\_

\_\_\_\_\_

-----

\_\_\_\_\_



Name: \_\_\_\_\_

# Count and Write



●	
●	
●	
●	
●	

●

\_\_\_\_\_

-----

\_\_\_\_\_



●	
●	
●	

●

\_\_\_\_\_

-----

\_\_\_\_\_



●	●
●	
●	
●	
●	

●

\_\_\_\_\_

-----

\_\_\_\_\_



●	
●	

●

\_\_\_\_\_

-----

\_\_\_\_\_



●	
●	
●	
●	

●

\_\_\_\_\_

-----

\_\_\_\_\_



●	

●

\_\_\_\_\_

-----

\_\_\_\_\_

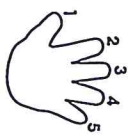
Copyright © Houghton Mifflin Company


In each row, children count the dots on each card and write how many. Some children may need to refer to the counting tape for help writing the numerals.

January: Use when children are familiar with *Ten Grid Number Matchup*.



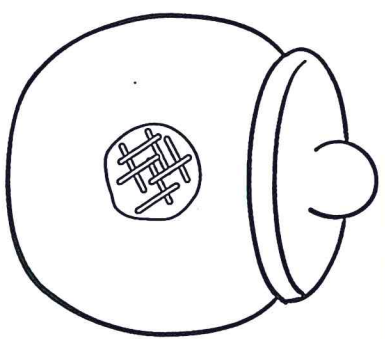





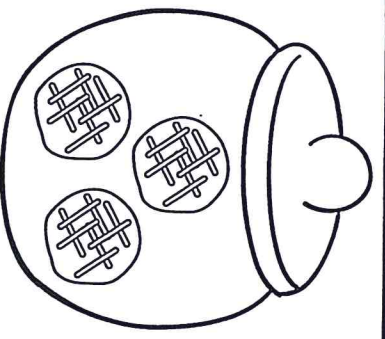
Count.  Write.

 Color each jar that has less.


# Cookie's Jars



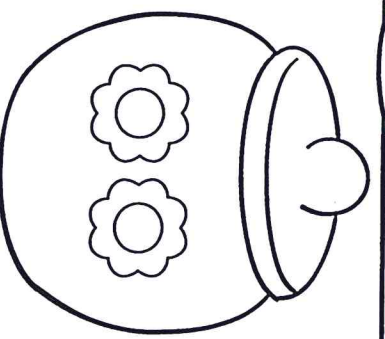
\_\_\_\_\_



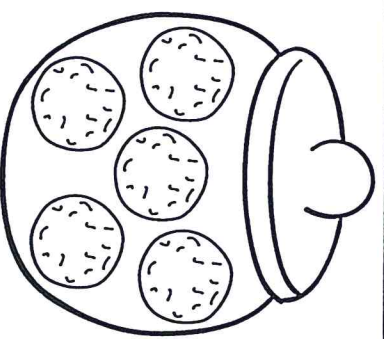
\_\_\_\_\_



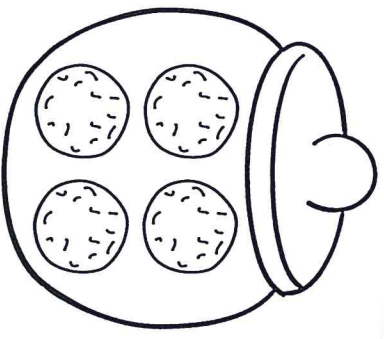
\_\_\_\_\_



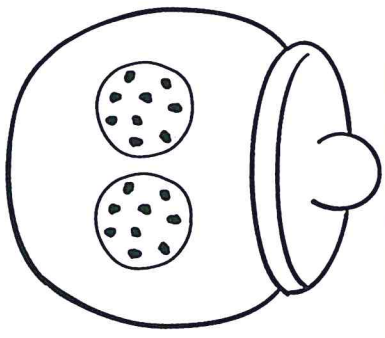
\_\_\_\_\_



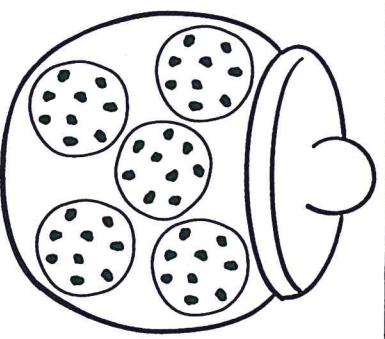
\_\_\_\_\_



\_\_\_\_\_




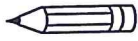
\_\_\_\_\_



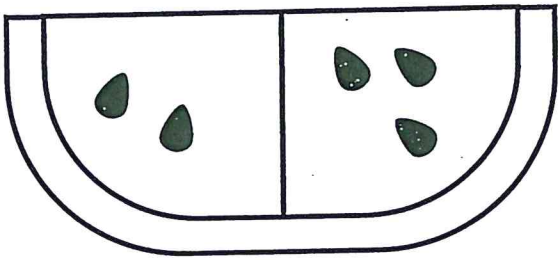
\_\_\_\_\_

# Sums to Crow About


Use the pictures.  
Write an addition sentence.




$$\underline{2} + \underline{1} = \underline{3}$$




$$\underline{\quad} + \underline{\quad} = \underline{\quad}$$



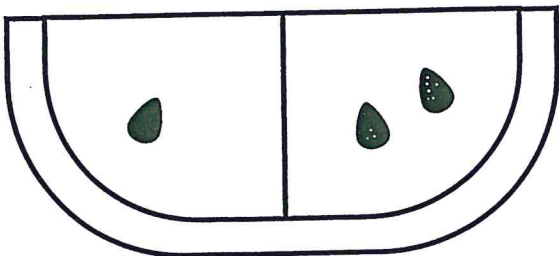
$$\underline{\quad} + \underline{\quad} = \underline{\quad}$$



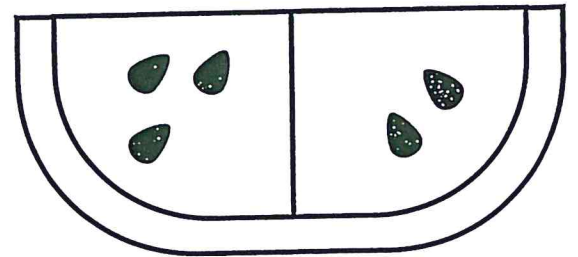
$$\underline{\quad} + \underline{\quad} = \underline{\quad}$$



$$\underline{\quad} + \underline{\quad} = \underline{\quad}$$



$$\underline{\quad} + \underline{\quad} = \underline{\quad}$$



$$\underline{\quad} + \underline{\quad} = \underline{\quad}$$




Name \_\_\_\_\_

Capitalization

First word, the pronoun I

## Heads Up!

 Write each sentence correctly.



1. that was a good kick.

2. did i make a goal?

3. he and i can get the balls.

Name \_\_\_\_\_

Consonants

Final consonants d, k, l, s

# A Busy Bear



Write.



Color by the code.


## Color Code

d—red

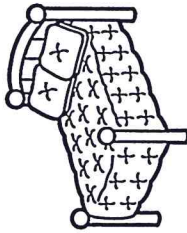
k—yellow

s—blue

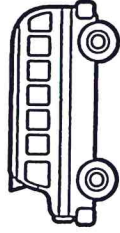
l—green



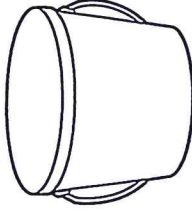
bea\_\_



be\_\_



bu\_\_



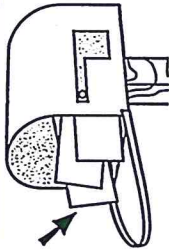
pai\_\_



boo\_\_



stoo\_\_



mai\_\_




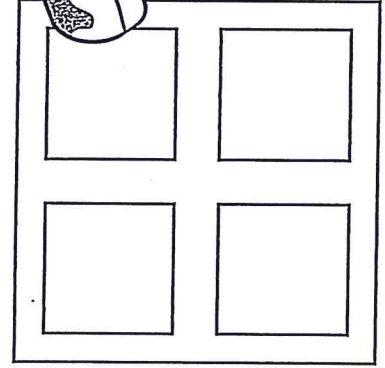

clou\_\_



sa\_\_





ga\_\_



# Mouse Sneaks Johnny's Snack


Say the name of each picture.

 Lightly color the picture red if you hear the short sound of **a**.











Name: \_\_\_\_\_



## Circle Time

Circle Time

	cot	cut	can
	rip	rag	rug
	got	gum	get
	put	pat	pin
	bat	bed	bit
	did	dig	dog




Parent Directions: Have your child circle the word that names each picture.

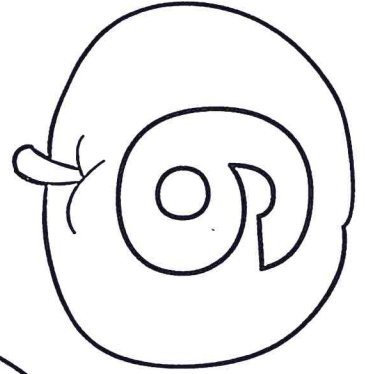
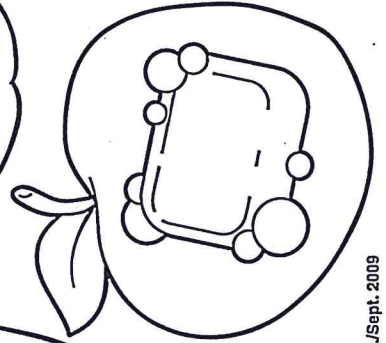

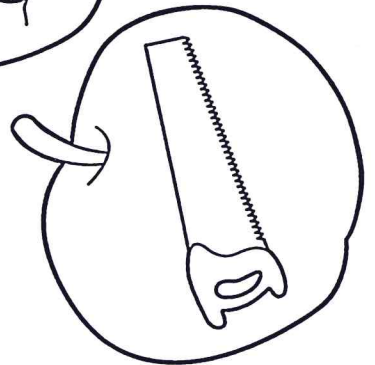
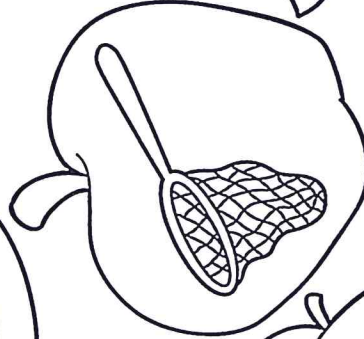


Name \_\_\_\_\_

# Oh No!

 Color by the code.

## Color Code

- begins like  —red
- begins like  —yellow
- begins like  —green



Name \_\_\_\_\_

Consonants

Initial consonants b, m, s, t

# A Bear and His Brushes




Circle.




Write.

b m t




at

b m s




oon

m s t



urtle

b m t




ittens

m s t

ix

b m s




ird

b s t

10


en

m s t

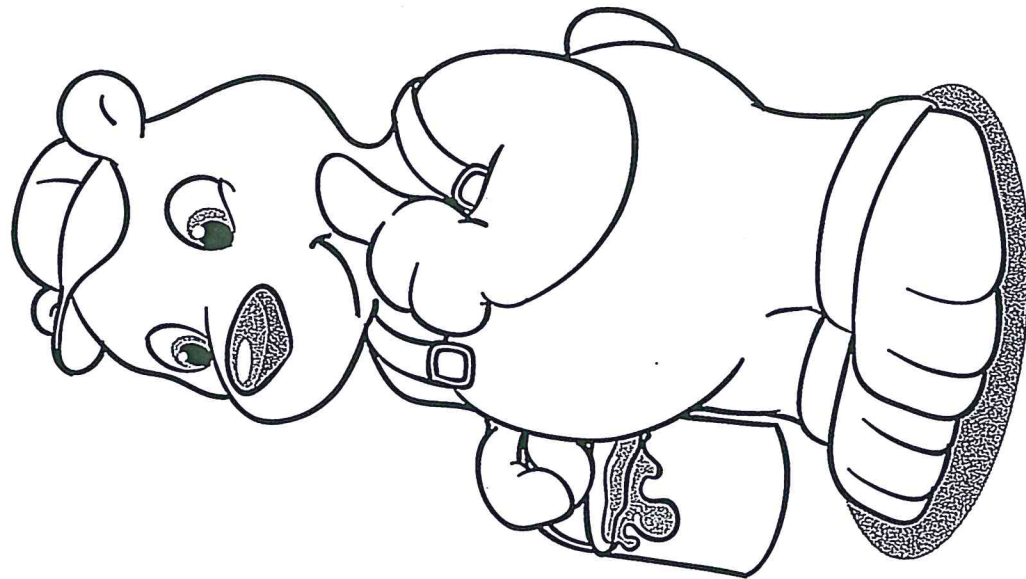


op

b m s





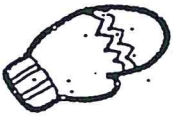



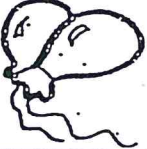







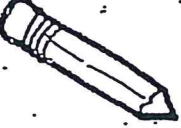



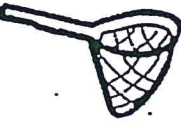

un





Name \_\_\_\_\_

Circle the beginning consonant sound.

	d c b		f d h
	f m p		h m s
	t c f		r s t
	b p d		w c r
	c z w		n w p
	x c y		z v x
	p t d		v x y
	s p d		j c h
	q p s		l k m
	m t n		p b g