



Gackle-Streeter

School District

Newsletter

March 2023

Superintendent's Desk

Happy Spring Everyone!

I am excited to let everyone know about how awesome the staff, students and parents are here at GSPS!! Gackle-Streeter School was awarded a \$65,000 grant from the State of ND for being a High Performing Title I School. The school received this grant for being in the top 10% of Title I schools for student performance. All of the testing, planning, curriculum mapping, analyzing data, WIN time, teacher PD and careful planning and leadership by Mrs. Buckeye is paying off. Not only financially but think of the benefits students are receiving! Thank you for your support and commitment to this great school and the positive culture we have here. I am so blessed to be a part of this program!

March is here and that brings an end to winter sports programs. I would like to congratulate the NGS Girls Basketball team on a 2nd place finish in the District 6 tournament and making a trip to regionals. Congratulations to senior Allison Zenker on a successful high school career and thank you for your dedication to NGS athletics. The boys basketball team will be going into district play as this newsletter is being published. Thank you Mr. Klitske for your dedication to the athletic programs at GSPS. On to spring sports. Golf, track, baseball, and elementary volleyball seasons will be starting soon. Good luck to all of the spring season athletes. I would like to personally thank all the people that made the extra-curricular programs successful. These people include players, parents, coaches, bus drivers, teachers, and fans. It is important to remember that these events give our students an educational experience that may well last a lifetime.

Elementary volleyball will start Feb. 27th. Please see the flyer and schedule for dates and times.

Just a reminder that due to the need to make up missed storm days back in December, GSPS will be in session on April 10th.

Thank you to all the parents who attended parent-teacher conferences. Your involvement in your child's education is priceless!

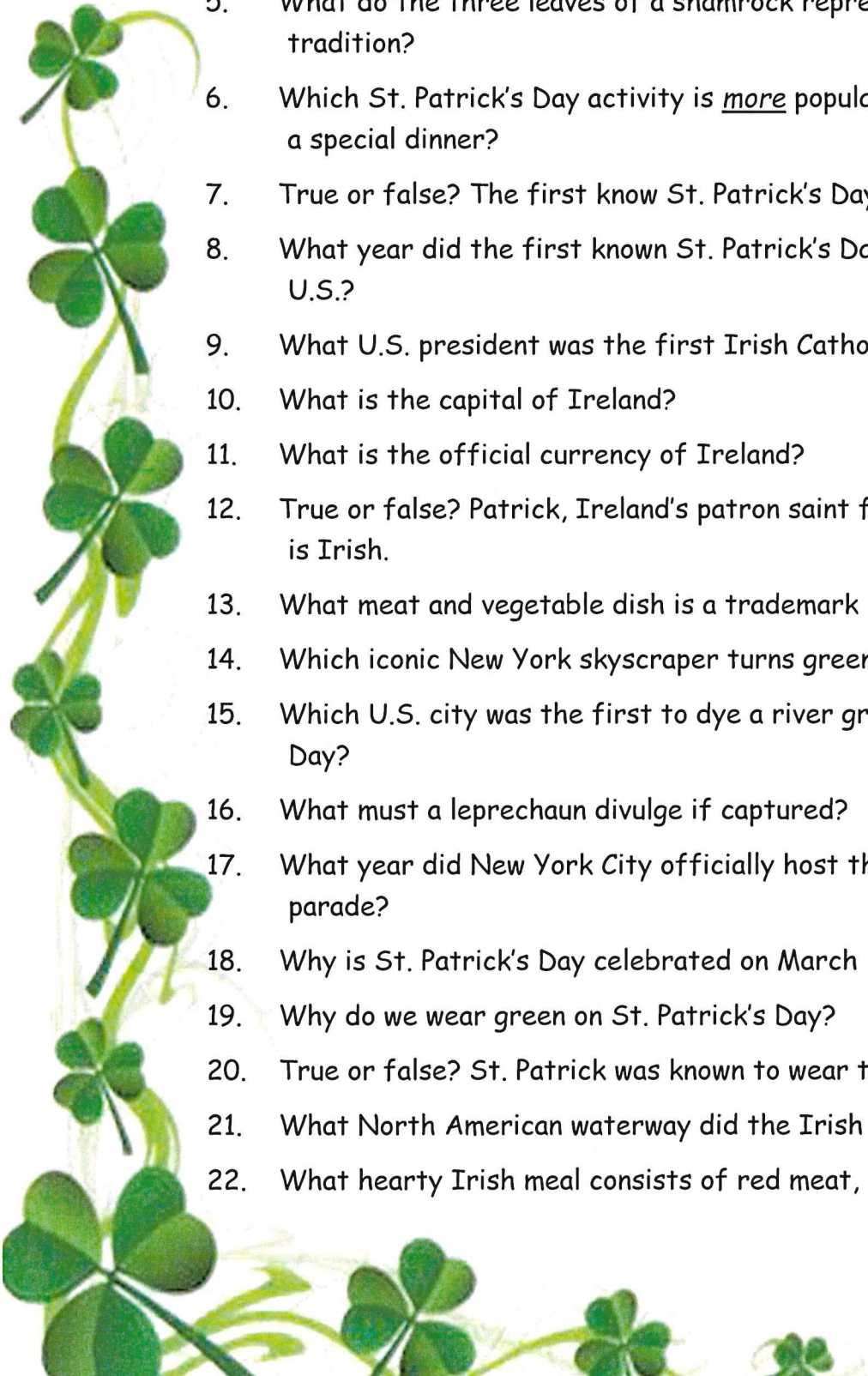
Please feel free to reach out to me at the school if you have any questions.

Supt. Mark Berg

A quote from Nelson Mandella: *I never lose, I either win or learn.*

St. Patrick's Day Trivia

1. What is a leprechaun's occupation?
2. Which breakfast cereal has "Lucky the Leprechaun" as its mascot?
3. What cheerful Irish greeting is often associated with St. Patrick's Day?
4. According to Irish folklore, what will you find at the end of a rainbow?
5. What do the three leaves of a shamrock represent according to Irish tradition?
6. Which St. Patrick's Day activity is more popular: attending a parade or making a special dinner?
7. True or false? The first known St. Patrick's Day parade occurred in Ireland.
8. What year did the first known St. Patrick's Day celebration happen in the U.S.?
9. What U.S. president was the first Irish Catholic to be elected to office?
10. What is the capital of Ireland?
11. What is the official currency of Ireland?
12. True or false? Patrick, Ireland's patron saint for which the holiday is named, is Irish.
13. What meat and vegetable dish is a trademark St. Patrick's Day meal?
14. Which iconic New York skyscraper turns green in honor of St. Patrick's Day?
15. Which U.S. city was the first to dye a river green in honor of St. Patrick's Day?
16. What must a leprechaun divulge if captured?
17. What year did New York City officially host the first St. Patrick's Day parade?
18. Why is St. Patrick's Day celebrated on March 17th?
19. Why do we wear green on St. Patrick's Day?
20. True or false? St. Patrick was known to wear the color green.
21. What North American waterway did the Irish immigrants help build?
22. What hearty Irish meal consists of red meat, carrots, onions, and potatoes?



A Message...

From the Principal


Communication

<https://www.gacklestreeter.k12.nd.us>

I just wanted to invite you to look at our school website. If you have a minute and are curious about what is happening in our building, I encourage you to please go and check it out.

If you see the three little lines next to the word MENU in the upper right-hand corner of the screen, click on those three lines. A black box will slide in on the right-hand side of your screen. I am going to explain 4 important features that I feel you will find very helpful.

PowerSchool: This is another valuable tool for parents. The daily bulleting your child hears each day in morning announcements is posted on the Daily Bulletin in Power School. These are posted daily and made available Monday-Sunday.



Our school website is a very useful tool. If you have a smart phone, I encourage you to download our school app. Each of the features are on the app too.

“To effectively communicate, we must realize that we are different in the way we perceive the world and use this understanding as a guide to our communication with others.” Anthony Robbins

Communication Cont.

Five Important Features

LIVE FEED: This feature will connect you to the school Live Feed. Teachers are often posting the exciting learning opportunities that are taking place in their classrooms. It is here that you will find photos and important information about events happening at GSPS. You will also find these photos on our Facebook page.

STAFF: This Feature will give you a list and face to each person working in our building. Their contact information is on this page. I strongly encourage you to reach out and ask those questions. We have an amazing staff. Don't hesitate to reach out to any of them.

EVENTS: This Feature will tell you all the events that are taking place in our building from now until the end of June. Select the month and those events should appear. Understand that dates and times do change, I try to get those changes made as soon as I am notified.

DINING: This Feature will let you know what is on the menu for the week. You do have the option to select this week, next week, or all.

A Message...

From the Principal

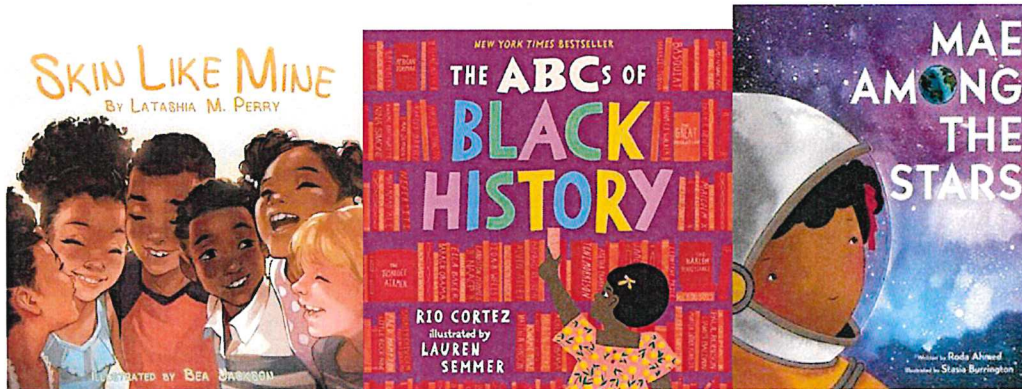
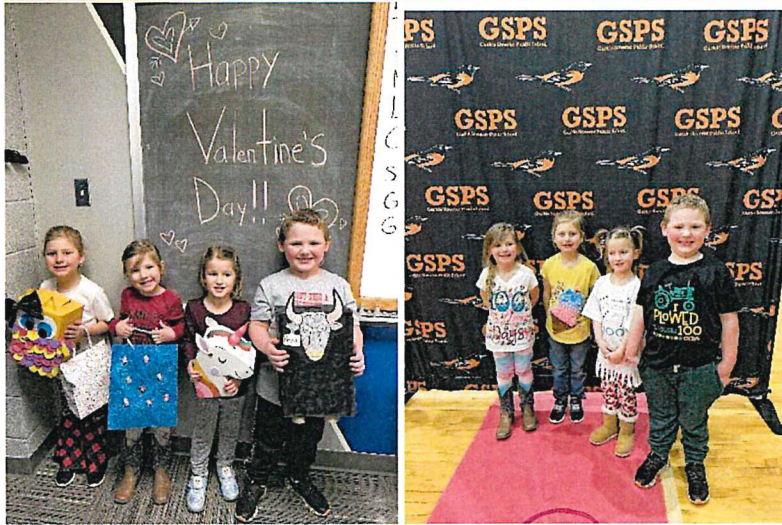
- March 1st- High school staff meeting at 3:30
March 2nd- Parent Teacher Conferences- 3:30-9:30
March 3rd- Keep ND Clean Posters need to be post marked
March 3rd- NO SCHOOL
March 6th- Grades 7/8 STEMTASTIC in Jamestown bus leaves 8:15-3:15
March 6th- 5th Grade- NDSU “On the Move to Stronger Bodies” 12:50-1:30
March 8th- Elementary staff meeting at 3:30
March 9th- Juniors and Seniors trip to the state legislature
March 10th- Coffee with Kids- 9:00
-Poppy Poster presentation at 9:30- Elaine Ackerman
March 11th- FFA CDE Regional Competition in Carrington
March 13th -Regional Academic Olympics at Linton- Jr. High and High School- time TBA
March 14th - Bookmobile 10:30-1:30
March 15th- High school staff meeting at 3:30
March 17th - Early dismissal—12:30 Professional Development
- End of quarter
March 18th- FFA CDE Kidder County Competition
March 18th/19th - State Archery in Minot- time TBA
March 19th/20th- State Winter CDE’s in Minot
March 20- State Spelling Bee- time TBA
March 20th – FFA Winter CDE’s in Minot- time TBA
March 21st- News Article is due
March 21st- Large group music competition in Oakes
March 22nd- Elementary staff meeting at 3:30
March 25th- PROM 2023
March 28th- State Academic Olympics in Bismarck
March 29th – High school staff meeting



March News

Learning Targets

- **Reading:** Letter Vv Vincent Vampire /v/v/v/, Jj Jerry Jellyfish /j/j/j, Queenie Quail /q/q/q/, Yancy Yak /y/y/y/. Beginning letter sounds, writing journals, decodable readers & rhyming words.
- **Math:** Number review 0-18. Introduce 19 & 20. Math journals-addition.
- **Shapes:** review rectangle, square, trapezoid, triangle, circle, crescent, heart. Introduce: star & oval.
- **Colors:** grey, brown & red.
- **S.Studies/Science/Health/Art:** Rainbows, Ladybugs, group discussion, critical thinking, vocabulary, number recognition. Rainbow and Lady bug art.



***February was a busy month. We celebrated the 100th day of school, Valentine's Day and Black History Month. Thank you to the Women's Auxiliary for our February book donations!**

Mrs. Baker

Pre-K & Title I



Kindergarten News


In math we have been working on subtraction.

In reading we have been learning about our community.

In phonics we have been working on letters, rhyming, segmenting sentences and beginning sounds.



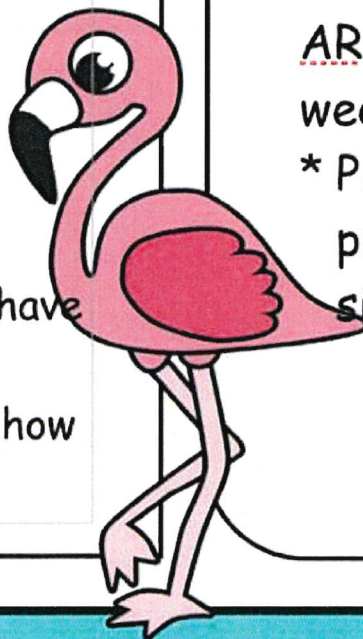
In science we are learning about ocean animals.

In social studies we have been learning about including others and how to be a good friend.



*Keep reading your AR books each week.

* Please keep practicing your sight words!





MARCH

MONDAY	TUESDAY	WEDNESDAY	THURSDAY	FRIDAY
		1 B: Carmel Rolls L: Gabe's Choice- French Bread Pizza & Peaches	2 B: Biscuits & Gravy L: Pulled Pork Sandwiches, Baked Beans, & Chips	3 NO SCHOOL
6 B: Mini Cinnis L: Italian Meatball Subs & Salad	7 B: Breakfast Sandwiches L: Hunter's Choice- Orange Chicken, Rice, Pineapple, & Dessert	8 B: French Toast Sticks & Hard Boiled Eggs L: Sloppy Joes, Baked Beans, & Chips	9 B: Scrambled Eggs L: French Dips & Salad	10 B: Pancake Wrapped Sausage L: Anizye's Choice- Potatoes & Dumplings, Chicken, & Dessert
13 B: Muffins & Yogurt L: Chili Dogs & Salad	14 B: Biscuits & Gravy L: Nachos Refried Beans	15 B: Donuts & Hard Boiled Eggs L: Alex's Choice: Baked Potato Bar, Spiced Apples, & Chocolate Ice Cream	16 B: Omelets L: Popcorn Chicken & Mac & Cheese	17 B: Caramel Rolls L: Jessi's Choice- Biscuits & Gravy, PB&J
20 B: Scrambled Eggs L: Allison's Choice- Country Fried Steak, Mashed Potatoes & Gravy, & Corn	21 B: Mini Cinnis L: Chili Crispetos & Salad	22 B: Breakfast Sandwiches L: Chicken Fettuccini & Breadsticks	23 B: Pancake Wrapped Sausage L: Alexis's Choice- Walking Tacos, Strawberries, Dessert	24 B: Biscuits & Gravy L: Cheese Raviolis & Breadsticks
27 B: French Toast Sticks & Hard Boiled Eggs L: Hamburgers & Potato Salad	28 B: Muffins & Yogurt L: Alexia's Choice- Tater Tot Casserole, Corn, Dessert	29 B: Scrambled Eggs L: Meatballs, Mashed Potatoes & Gravy, Veggie	30 B: Caramel Rolls & Fruit L: Hamburger Stroganoff & Breadsticks	31 B: Omelets L: Buffalo Chicken Sliders & Mac & Cheese

2023 MARCH

SUNDAY	MONDAY	TUESDAY	WEDNESDAY	THURSDAY	FRIDAY	SATURDAY
			1 Reading Month Kickoff @ 8:30 (2:30) D.E.A.R. @ 2:27	2 Favourite Book Character Day	3 No School	4
5	6 Buddy Read 8:30-8:50	7 GET NERDY WITH IT	8 D.E.A.R. 9:22 Pk-1 @ Care center 1pm	9 SPORTS DAY	10 Coffee With Kids	11
12	13 Stuffed animal Buddy Read 8:30-8:50	14 SUPERHERO DAY	15 D.E.A.R. 10:14 2-4 @ Care center 2pm	16 wacky wardrobe	17 ½ Day	18
19	20 Buddy Read 8:30-8:50	21 PAJAMA DAY	22 D.E.A.R. 12:43 5-6 @ Care center 4pm	23 ANIMAL DAY	24	25
26	27 Flashlight Buddy Read 8:30-8:50	28 NEON Day	29 D.E.A.R. 1:35	30 Dress For Your Presentation!	31	

2023 Kids Wrestling Schedule

February 24	Friday	Elementary/MS/Girls Team ND Qualifier(USA)	Bismarck, ND
February 25	Saturday	Carrington Youth Wrestling Tournament	
		Carrington, ND	
February 25	Saturday	Bismarck Gorillas Tournament (USA)	Bismarck, ND
March 2	Thursday	Napoleon Kids Wrestling Tournament	Napoleon, ND
March 3	Friday	Oakes Kids Wrestling Tournament	Oakes, ND
March 4	Saturday	Jamestown Taz Tournament	Jamestown, ND
March 9	Thursday	Napoleon Youth Dual Tournament	Napoleon, ND
March 10	Friday	Linton Kids Wrestling Tournament	Linton, ND
March 11	Saturday	Pursuit Kids Wrestling Tournament	Bismarck, ND
March 11	Saturday	Lisbon Kids Wrestling Tournament	Lisbon, ND
March 16	Thursday	Ashley Kids Wrestling Tournament	Ashley, ND
March 18	Saturday	Mandan Youth Wrestling	Mandan, ND
March 21	Tuesday	Wishek Kids Wrestling Tournament	Wishek, ND
March 24, 25	Fri, Sat	USA State Duals/Individuals	Fargo, ND
April 1	Saturday	New Salem State Tournament	New Salem, ND

*Registration fees and transportation will be offered to Royal Force wrestlers for tournaments in **BOLD**

National Tournaments

March 17, 18	Fri, Sat	Black Hills Nationals (AAU)	Spearfish, SD
March 24-26	Fri, Sat, Sun	NHSCA High School Nationals	Virginia Beach, VA
April 1-3	Fri, Sat, Sun	Folkstyle Nationals (USA)	Cedar Falls, IA
April 6-8	Thur, Fri, Sat	Brute Nationals	Independence, MO

February/March 2023 - Elementary Volleyball

Sunday	Monday	Tuesday	Wednesday	Thursday	Friday	Saturday
	February 27 FIRST DAY OF PRACTICE Naooleon School Gym: 3:45-5:00	February 28 PRACTICE 3:45-5:00	1 PRACTICE 3:45-5:00	2 Practice in the Community Center 3:45-5:00 (Elementary Wrestling)	3 <u>NO PRACTICE</u> <u>NO SCHOOL</u>	4
5	6 PRACTICE 3:45-5:00	7 PRACTICE 3:45-5:00	8 PRACTICE 3:45-5:00	9 Practice in the Community Center 3:45-5:00 (HS Wrestling Duel)	10 <u>NO PRACTICE</u>	11
12	13 PRACTICE 3:45-5:00	14 Jamboree @ Steele (TBA)	15 PRACTICE 3:45-5:00	16 PRACTICE 3:45-5:00	17 <u>NO PRACTICE</u> <u>NO SCHOOL</u>	18
19	20 PRACTICE 3:45-5:00	21 PRACTICE 3:45-5:00	22 PRACTICE 3:45-5:00	23 Jamboree @ Wishek (TBA)	24 <u>NO PRACTICE</u>	25
26	27 PRACTICE 3:45-5:00	28 Jamboree @ Linton (TBA)	29 PRACTICE 3:45-5:00	30 PRACTICE 3:45-5:00	31 <u>NO PRACTICE</u>	

April 2023 - Elementary Volleyball

Sunday	Monday	Tuesday	Wednesday	Thursday	Friday	Saturday
						1
2	3 PRACTICE 3:45-5:00	4 Jamboree @ Napoleon (TBA)	5 PRACTICE 3:45-5:00	6 PRACTICE 3:45-5:00	7 <u>NO PRACTICE</u>	8
9	10 End of the season Party/ Practice 3:45-5:00	11 Jamboree @ Strasburg (TBA)	<p style="text-align: center;">We have 5 different jamborees. There will be more information handed out & emailed when each one gets closer. Travel will be provided to and from the jamborees. This schedule can always change throughout the season!</p>			

Helping Children Learn[®]

Tips Families Can Use to Help Children Do Better in School



March 2023

Teach your child four strategies for achieving learning goals

Setting goals gives students something to work toward, and visualizing them can keep kids motivated when the going gets tough. You have probably helped your child set learning goals. But does your child know what to do after setting a goal to make it easier to reach?

Help your elementary schooler put these four strategies into action:

- 1. Define the goal in writing.** Make sure that your child's goal is specific, and can be accomplished in a short time frame: "I will learn my multiplication facts by the end of the month" rather than "I will do better in math." Post the written goal in a visible place.
- 2. Decide on steps to take.** What work is your child willing to do to achieve the goal? Together, make a step-by-step plan.
- 3. Share the goal and plan with others.** Making goals public builds commitment. Encourage your child to discuss the plan with the teacher.
- 4. Carry out the plan,** one step at a time. If problems crop up, brainstorm possible solutions together. For example, if your child is too tired to review flash cards in the evenings, reviewing over breakfast might work.

As your child works toward the goal, offer encouragement and support. Praise effort and progress. And when your child achieves the goal, celebrate!



Help your elementary schooler go into tests with confidence

Test anxiety is often caused by self-doubt, and it can keep students from achieving the results they are capable of. Poor performance then reinforces that self-doubt. To help your child break the test-anxiety cycle:

- **Take the pressure off.** Tell your child that tests simply show the teacher what students have learned so far, and what they need help with. Make it clear that you love your child no matter what—and a test score won't change that.
- **Schedule time to review.** Preparation is the best cure for test-anxiety. It's best to study a little each day for several days before the test. Help your child focus first on not-yet-mastered material.
- **Teach your child to use positive self-talk,** such as "I have studied and I am prepared to be successful."
- **Encourage your child to visualize doing well.** You might say, "Close your eyes and picture yourself knowing the answers."

Play an observation game

Scientists notice and remember details. To encourage this, ask your child to describe the front of a familiar building from memory. How many stories is it? What color is the front door? Together, check the reality against the details your child remembered.

Source: S. Berman, *Thinking Strategies for Science*, Corwin Press.

Stir up interest in exercise

Research shows that regular exercise improves children's health and performance in school. To increase your child's physical activity level:

- **Set an example.** Seeing you stay fit can motivate your child.
- **Link screens to movement.** Build fitness breaks into your child's screen time.
- **Play active games,** such as catch, tag and Simon Says.

Source: A. McPherson and others, "Physical activity, cognition and academic performance," *BMC Public Health*.



Encourage critical thinking

Critical thinking helps students analyze information and understand how it relates to a bigger picture. To help your elementary schooler develop this skill:

- **Allow time** for your child to try to solve problems independently. Ask questions like "How could you figure that out?"
- **Encourage reflection.** Ask how your child thinks a completed project or task went. "Did you plan enough time to finish? What did you learn from doing it?"
- **Consider current events.** Have your child read an article and express an opinion on an issue. Then ask, "Why might other people might think differently?"



Helping Children Learn

Tips Families Can Use to Help Children Do Better in School



ELEMENTARY SCHOOL

March 2023

Q&A How can I make writing less painful for my child?

Q: My fifth grader hates to write. When there's a writing assignment, my child just stares at the blank piece of paper. What can I do to help?

A: Many elementary schoolers freeze up at the thought of writing. They worry that what they write won't be any good.

To help your student beat writer's block and learn to communicate effectively in writing:

- **Ask what your child is feeling.** Listen, and allow your child to express frustration. Explain that professional writers have difficulty writing sometimes, too.
- **Encourage your child to make a list** of as many ideas as possible, without worrying about grammar or spelling. Editing for those things can come later.
- **Discuss the ideas with your child.** Ask questions to help your child think them through. After your conversation, it may be easier for your child to write the first draft.
- **Provide positive feedback.** When reviewing written work, focus on what your child is trying to say, not just the rules of writing. Praise what you like. Don't fix your child's mistakes—this sends the message that you don't think your child is capable of fixing them.



Parent Quiz

Are you teaching your child to be civil?

In school and in life, children must cooperate and learn from other people. Civil behavior smooths the way. Are you showing your child how to interact respectfully with others? Answer *yes* or *no* to the questions below:

- ___ **1. Do you set** an example by being kind and honest with your child and others?
- ___ **2. Do you encourage** your child to admit mistakes and try to make amends?
- ___ **3. Do you show** your child healthy ways to vent anger instead of taking it out on other people?
- ___ **4. Do you model** attentive listening by making eye contact with your child and restating what you hear?

- ___ **5. Do you uphold** rules and consequences fairly and consistently?

How well are you doing?

More yes answers mean you are demonstrating respectful actions and attitudes. For each no, try that idea.

"Respect is how to treat everyone, not just those you want to impress."

—Richard Branson


Foster 'conscientiousness'

Conscientious students work hard, think through choices and fulfill responsibilities. To encourage conscientiousness at home:

- **Teach** your child to take the time to work carefully—even when another activity seems more exciting.
- **Encourage** your child to keep trying—even when work is challenging.
- **Have** your child double-check work.

Boost an interest in history

The best historical fiction gives your child a vivid view of the human side of history's facts, dates and statistics.



To bring history to life through reading:

- **Ask a teacher or librarian** to recommend titles that present history accurately and avoid myths or stereotypes.
- **Choose books** with illustrations.
- **Read books aloud** that are a little above your child's reading level.
- **Have your child** read more than one book about the same era to get different perspectives.

Source: E. Codell, *How to Get Your Child to Love Reading*, Algonquin Books of Chapel Hill.

Chores build school skills

Children who do chores at home can develop skills and attitudes that help in school. Assign chores that help your child learn to:

- **Follow directions.** Completing multi-step chores correctly is good practice for taking tests.
- **Plan and manage time.** Figuring out when to do chores to meet a deadline helps your child learn to prioritize time.
- **Consider others' needs.** This is an important part of teamwork.

Helping Children Learn®

Published in English and Spanish, September through May.

Publisher: Doris McLaughlin.

Publisher Emeritus: John H. Wherry, Ed.D.

Editor: Alison McLean.

Translations Editor: Victoria Gaviola.

Copyright © 2023, The Parent Institute®,



a division of PaperClip Media, Inc.

P.O. Box 7474, Fairfax Station, VA 22039-7474

1-800-756-5525 • www.parent-institute.com

Daily Learning Planner

*Ideas families can use to help children
do well in school*



THE
PARENT
INSTITUTE

March • April • May 2023

March 2023

Daily Learning Planner: Ideas Families Can Use to Help Children Do Well in School—Try a New Idea Every Day!

- 1. Try a new kind of transportation with your child, such as a bus, subway or train.
- 2. Together, write a poem about your family. Start each line with a letter from the word FAMILY.
- 3. Have your child watch for seasonal changes in plant and animal life in your neighborhood and keep notes in a journal.
- 4. Write fractions on cards. Mix them up. Have your child put them in order from smallest to greatest.
- 5. Celebrate National Noodle Month. Ask your child to help you fix pasta for dinner.
- 6. Place a long piece of string in a clear bag. Ask your child to estimate if it is longer or shorter than your height. Then take it out to check.
- 7. Give your child some objects to organize, by color, shape or size.
- 8. Ask your child questions that require more than a *yes* or *no* answer: "What was your favorite part of the story?"
- 9. Ask your child to draw a future self-portrait. What will your child look like in 10 years?
- 10. Have each family member write a funny sentence. Put them together to create a story.
- 11. It's Women's History Month. This year's theme is "Women Who Tell Our Stories." Help your child learn about a famous woman writer.
- 12. Go for a walk or bike ride today. Challenge each other to spot something you haven't seen before.
- 13. Play a card game, such as Go Fish, with your child.
- 14. Does your child have a special reading and study spot? Keep paper, pencils and other school supplies handy nearby.
- 15. Show your child how to figure out which way the wind is blowing by using a wet finger or looking at the trees.
- 16. Demonstrate how to take your child's pulse. Then have your child jump up and down 50 times and take it again.
- 17. Let your child use a toothpick dipped in lemon juice to write an invisible message. To read it, hold the paper up to a light bulb.
- 18. Help your child fold paper to make different types of airplanes. See which ones fly the best.
- 19. Plan a device-free night. Read or listen to music together instead.
- 20. Have your child write a short story from the point of view of a tree.
- 21. Ask your child, "What would you do with five dollars?"
- 22. Does your child know when your town was founded? If not, look it up together.
- 23. Play a game of Simon Says with your child.
- 24. Have a 20-minute DEAR time today (Drop Everything And Read).
- 25. Practice stress-busters together, such as breathing deeply.
- 26. Find a kid-friendly recipe. Help your child make that dish today.
- 27. Ask your child to use a "radio announcer voice" when reading to you.
- 28. Take turns describing the most beautiful places you and your child have ever seen.
- 29. Ask your child, "What are you thinking right now?"
- 30. Have your child fill in the blank: "If I had one wish, it would be ____."
- 31. Review some civics facts today. Can your child name the branches of the government?



Come One Come

All

to the 2023

Masquerade Ball

Prom 2023 will be held Saturday March 25, 2023

Grand March begins @ 8 pm

Speech

The speech season was off to a successful start this year on January 21st in Linton, ND. The results were as follows in Linton:

Emily Larson/Judith Jaeger Serious Duo 3rd Place

Bridger Rivinius Radio 3rd Place

Eli Carlson Radio 7th Place

Anizye Grode Dramatic Interpretation 4th Place

Mabelyn Metz Top Novice Poetry

Eli Carlson Top Novice Poetry

The team has been practicing hard in preparation for the upcoming meets. We are going to Carrington on March 4th, BCN on March 25th, and our Regional Contest is April 1st in Strasburg.



Charlee Nenow waiting for her round in Humorous Interp. to start.




Judith and Emily practicing their duo before their round starts

Gackle-Streeter Speech Team






Over the past couple months, the 7th & 8th graders have been completing experiments on our North Dakota energy unit. We have done several projects including building a wind powered car, cleaning oil and cocoa off feathers, digging coal (chocolate chips) out of



cookies, building water wheels out of paper plates and cups, and using three straws and tape we built a pipeline, which transferred water from one cup to another without leaking. We have learned a lot about the way our energy resources affect our land and jobs in our state. We have enjoyed being able to do



hands on activities instead learning out of a textbook or computer website.

Greta, Karly, and Charlee



Mrs. Sako's Science News

Important Science Dates

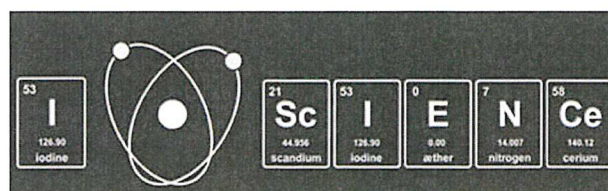
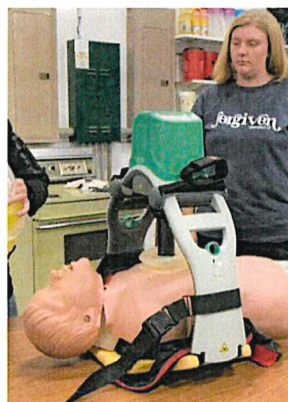
March 6th, 2023: TechSavvy/Stemtastic for the 7th and 8th grade will be held at UJ. This all day program is designed to introduce students to science, technology, engineering and math careers. Many different kinds of workshops will be offered and they are run by professionals in that field. Students get to choose the ones they are interested in.

Students will be walking outside from building to building so ***please have your child dress for the weather.*** It is a fun day for students to learn, interact with students from other schools and get to be on a college campus. Be sure to watch for permission slips the end of February. If I haven't gotten one by parent teacher conferences, I will have you fill one out then. But please get them in before that.

March 30th, 2023. Science Olympiad will be held on the VCSU campus. This all day event will take place in 3-4 different buildings on campus so please make sure you child dresses for the weather. Students who participate, will have put in many hours of practice to learn about their event. The award ceremony takes place after the event and so we will return after school. You will need to make arrangements to pick up your child.

Fun Science Events

February 1st, the Anatomy class got to take a field trip to our very own fire department to get a tour of the ambulance and learn what it is like to be an EMT. A student volunteered to be demonstrated on and we learned what to expect when the ambulance arrives. We also learned that our ambulance is very special in that the stretcher (cot) can be loaded and unloaded by one person. Additionally, we watched the Lucas device perform CPR on a "dummy". This allows the EMTs to be safer in the ambulance so that CPR can still be performed but the EMT does not need to be standing/falling as the ambulance is racing to the hospital. It was a very informative and worthwhile trip!!!



GACKLE-STREETER

AGRICULTURAL EDUCATION & FFA NEWS

Important March Dates:

March 1st: Gackle-Streeter FFA
Scholarship applications due

March 11th: Carrington Winter CDE

March 13th: Monthly FFA Meeting
@ 6:30PM

March 19th: South Prairie "Last
Practice" Workout

March 20th: State Winter CDE
Competition @ Minot

Our ag students had a very busy February. They made homemade butter, learned about North Dakota agriculture, global agriculture, carpentry, cheeses, pesticides, and much more! We had many fun labs!

Career Spotlights are going great! We have had many positive interactions and the students have been engaging themselves in conversation with our guest speakers. We will be hosting three more career spotlights for the remainder of the school year and I plan on continuing them into next year!

We have many different activities planned for FFA Week. Throughout the entire week, we will have fun dress up days! Tuesday of FFA Week, we are holding a Teacher Appreciation Breakfast. The students would like an opportunity to thank their teachers and faculty for always supporting our FFA chapter and being so understanding when we have FFA events. Wednesday, FFA students will host a Career Development Event Informational Rotation. Elementary and High School students will rotate around six different events that are available for FFA members to compete in. Thursday, we are bringing in live farm animals and holding an animal exhibit for both elementary and high school students! Overall, I would say we had a very successful February. I have really enjoyed traveling to FFA competitions with the Winter CDE competitors and helping them improve their skills. I am grateful for this hardworking group of students as they are the "firsts" that get to lead me into my advising career.





ST. PATRICK'S DAY WORD SEARCH



c i r e l a n d s i p
j s w e u m a r c h t
p f p a c u h s d a r
f a o i k a c p s r a
a o t u y h e a h t i
l e p r r e c h a u n
u m a a i t r r m w b
i e r r o c e s r x o
r r a s d l k p o t w
i a d g g o l d c h n
s l e a r v l l k t d
h d s c h e s a i n t
k w e e r r e f r i e
h c g o h o l n t f k

Irish
Emerald
Clover
Lucky'
Ireland

Parade
Leprechaun
Patrick
Gold
Rainbow

Pot
Shamrock
Green
Saint
March

St. Patrick's Day Trivia-Answers

1. Shoemaker
2. Lucky Charms
3. "Top of the morning to you"
4. A pot of gold
5. The Holy Trinity (Father, Son, and Holy Spirit)
6. Making a special dinner
7. False. The first recorded parade took place in St. Augustine, Florida.
8. 1600
9. John F. Kennedy
10. Dublin
11. The euro
12. False. He was born in Roman Britain
13. Corned beef and cabbage
14. The Empire State Building
15. In 1962, the city of Chicago dyed the Chicago River green
16. Where to find hidden treasure
17. 1762
18. It marks the day St. Patrick died in 461 A.D.
19. It's most closely associated with Ireland's lush green landscape (Emerald Isle) and the country's desire to distinguish itself from the British in the 1700's.
20. False. In renderings, the saint was often pictured in blue, otherwise known as "St. Patrick's blue."
21. The Erie Canal
22. Irish stew

2022-2023 YEARBOOK Order Form!

Please complete the following form and return to the school by May 19th to reserve your copy of the Gackle-Streeter Yearbook. We will be basing our quantity ordered on the number of yearbooks reserved and paid for, so there will not be a large amount of “extra” books ordered. MAKE SURE YOU RESERVE YOUR COPY.

[You can also pay online through eFunds on school’s webpage.](#)

Please print.

Name: _____

Address: _____

Phone: _____ E-mail: _____

Quantity _____ **x \$20** Total Due _____

Please check the appropriate box

Payment Enclosed: OR Online Payment:



Gackle-Streeter Public School
300 2nd Ave East
Gackle ND 58442