

KINDERGARTEN AMI

ACTIVITIES – Day 8

(Please check off each activity when it is completed and send back to school.)

___ Have **your child** read the paragraph and answer the questions.

___ CVC Worksheet

___ Addition worksheet

___ Count to 100 by 1's, 5's, and 10's (use the 100's chart and have them point to the number when counting). SAVE THE 100'S CHART

___ Write numbers 1-20

___ Weather Worksheet

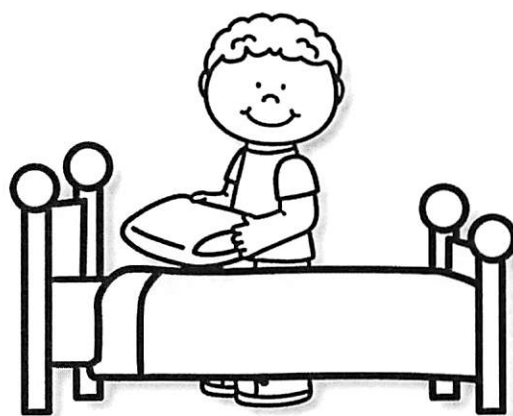
___ Spend 15 minutes exercising.

Student Name: _____

Name: _____

fed
●Ted
●bed
●red
●Ted's Bed

Mom fed Ted. Ted
got in bed. Ted's bed is
red. Go to bed, Ted.



1. Mom ____ Ted.

☐ fed ☐ red ☐ Ted




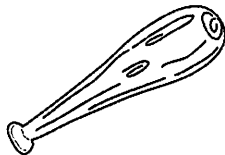





2. Go to ____, Ted.

☐ red ☐ bed ☐ fed

Short Vowel A Words

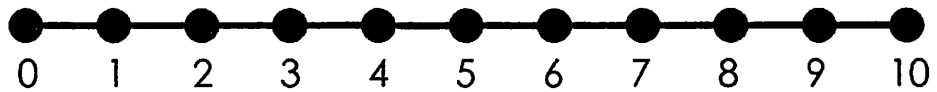
Name: _____

Directions: Say and write the beginning, middle, and, ending sounds.

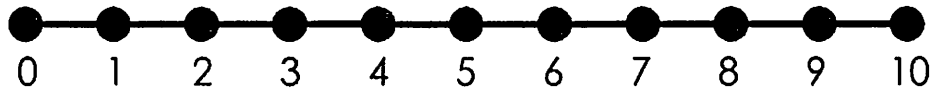


NUMBER LINE ADDITION

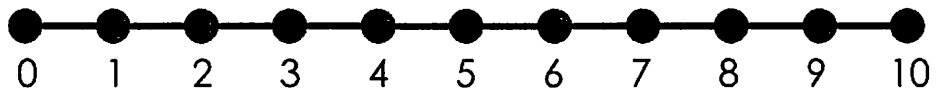
$2+5=\square$



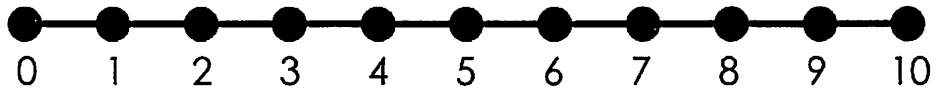
$6+1=\square$



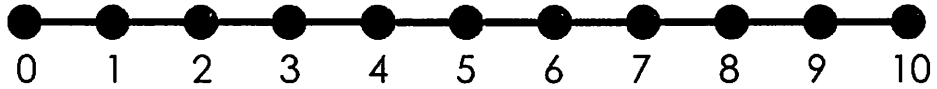
$4+3=\square$



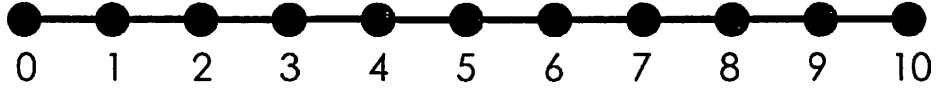
$2+8=\square$



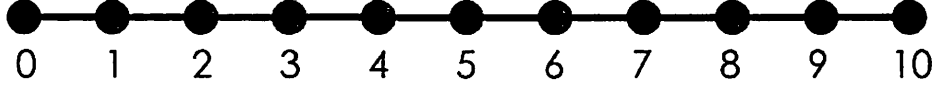
$1+5=\square$



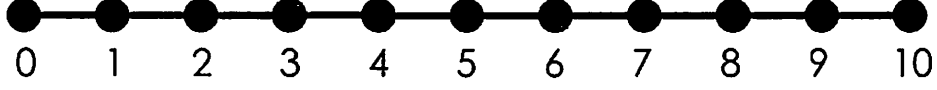
$7+2=\square$



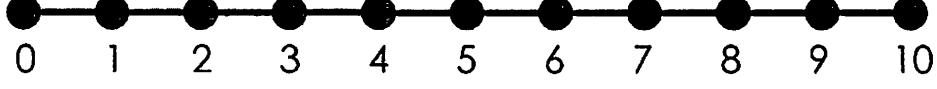
$1+9=\square$



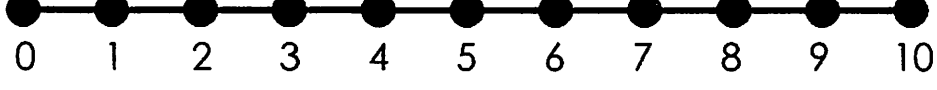
$4+4=\square$



$5+3=\square$



$2+2=\square$



Name:

I can write my numbers 1-20!

[illegible][illegible]




Season

1



Cut out the picture cards. Glue the pictures in the correct places.

1




ing

2




ummer

3



all

4



inter

