

KINDERGARTEN AMI

ACTIVITIES – Day 9

(Please check off each activity when it is completed and send back to school.)

___ Have **your child** read the paragraph and answer the questions.

___ CVC Worksheet

___ Addition worksheet

___ Count to 100 by 1's, 5's, and 10's (use the 100's chart and have them point to the number when counting). **SAVE THE 100'S CHART**

___ Write numbers 1-20

___ Weather Worksheet

___ Spend 15 minutes exercising.

Student Name: _____

Name: _____

did
●

hid
●


kid
●

Sid
●

lid
●

He Hid

Sid is a kid. He put on
a lid. He then hid. Yes, he
did. Where is Sid?



1. Sid is a ____.



lid



hid



kid

2. Where is ____?



did



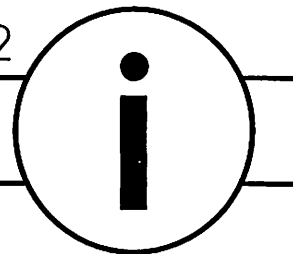
Sid




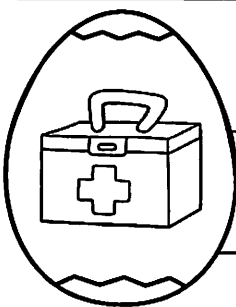








did

Name: _____

Set 2



Write the word for each picture:

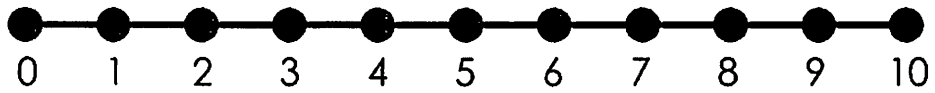
	
	
	
	
	

NUMBER LINE ADDITION

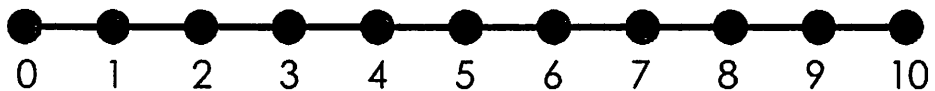
$2+5=\square$



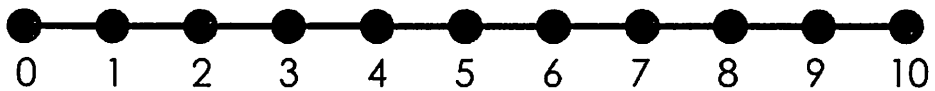
$5+5=\square$



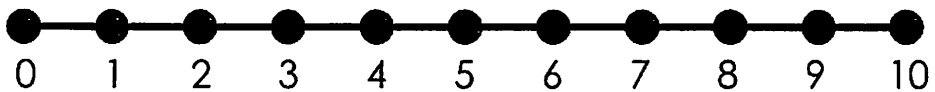
$7+1=\square$



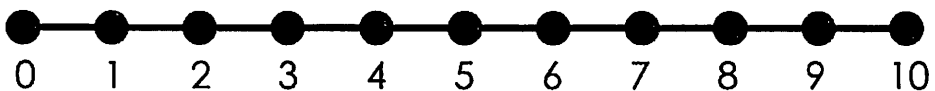
$1+9=\square$



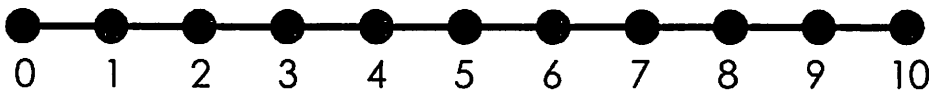
$2+3=\square$



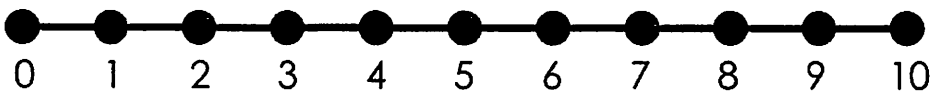
$6+4=\square$



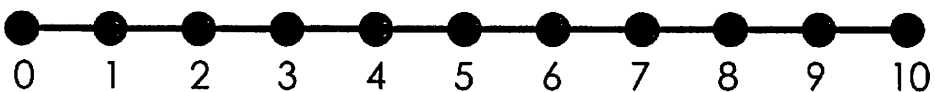
$4+5=\square$




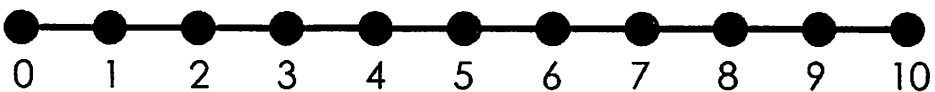
$3+1=\square$



$1+8=\square$








$8+2=\square$



Name _____


Number Writing 1-20






Season

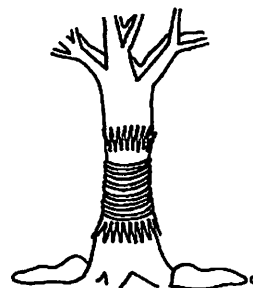
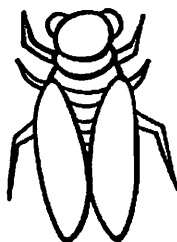

2

 Circle / Color the correct answer.

❶ What can you see in the spring?



❷ What can you see in the summer?



❸ What can you see in the fall?



❹ What can you see in the winter?

