


Reading/Science/Social Studies

Please have your student practice fluency by reading each Foundations story. These are stories we have read before. Also have them complete comprehension activities by reading short passages and answering questions.



By second grade, you can **read** and spell lots of words. We use words all the time to talk and to write. There are all kinds of words. Some words are people, places or things, like baby, Boston and bench. Some words are words for things we do, like swim, jump and cry.

We are lucky to have lots of words we can use when we write. Some words are useful when we are trying to describe someone or something. These words are called **adjectives**. **Adjectives** are words like funny, silly, ugly, messy and chunky. These words tell us **more** about the people, **places** and things we talk and write about.

With **adjectives** we can let others know if our lunch was yummy or yucky. We can tell our friends if our new puppy is skinny or chubby or if our kitty is black or white. **Adjectives** come in handy when we want to describe things!

READ THE PASSAGE Ask yourself what you know about the home being described.

Island Home, Mountain Home

My name is Juan. I live on an island. My house is made of wood. It sits on top of long, strong poles that go deep into the sand. When storms hit the shore, the water rushes right under my house!

The air is warm where I live. I wear shorts and a T-shirt. I wear a hat to keep the sun off my face. My older brother and I sail our little boat on the sea. We catch many fish. Our mother cooks them for dinner.

My name is Dana. I live in the mountains. My family and I live in a home made of pine tree logs. When it snows, my father shovels a path from our door to the road. The snow on the sides of the path piles up so high that it is above my head!

I wear a jacket in the winter. I wear a hat and gloves, too. In the summer, my brother and I pick berries. We bake a berry pie.

STRATEGY PRACTICE Write a question about the passage. Have a partner answer it.

SKILL PRACTICE Read the question. Fill in the bubble next to the correct answer.

- What is the passage about?
 - different places people live
 - what mountains look like
 - how to catch fish in the sea
 - places that are warm all the time
- How is Juan's home the same as Dana's?
 - It is by the water.
 - It sits on poles.
 - It is made of wood.
 - Water rushes under it.
- One way Juan and Dana are the same is that they both _____.
 - sail boats
 - pick berries
 - wear gloves
 - have brothers
- Why did the author write the passage?
 - to teach you how to catch fish
 - to tell you about two places where people live
 - to persuade you to move to a new place
 - to entertain you with a story about kids

Sprint

Students will complete ONE sprint per day, timed for one minute. Once the one minute is over, check the completed problems. Students will then finish any problems they did not have the opportunity to complete.

A

Number Correct: _____

Subtraction from Teens

1.	$11 - 10 =$	
2.	$12 - 10 =$	
3.	$13 - 10 =$	
4.	$19 - 10 =$	
5.	$11 - 1 =$	
6.	$12 - 2 =$	
7.	$13 - 3 =$	
8.	$17 - 7 =$	
9.	$11 - 2 =$	
10.	$11 - 3 =$	
11.	$11 - 4 =$	
12.	$11 - 8 =$	
13.	$18 - 8 =$	
14.	$13 - 4 =$	
15.	$13 - 5 =$	
16.	$13 - 6 =$	
17.	$13 - 8 =$	
18.	$16 - 6 =$	
19.	$12 - 3 =$	
20.	$12 - 4 =$	
21.	$12 - 5 =$	
22.	$12 - 9 =$	

23.	$19 - 9 =$	
24.	$15 - 6 =$	
25.	$15 - 7 =$	
26.	$15 - 9 =$	
27.	$20 - 10 =$	
28.	$14 - 5 =$	
29.	$14 - 6 =$	
30.	$14 - 7 =$	
31.	$14 - 9 =$	
32.	$15 - 5 =$	
33.	$17 - 8 =$	
34.	$17 - 9 =$	
35.	$18 - 8 =$	
36.	$16 - 7 =$	
37.	$16 - 8 =$	
38.	$16 - 9 =$	
39.	$17 - 10 =$	
40.	$12 - 8 =$	
41.	$18 - 9 =$	
42.	$11 - 9 =$	
43.	$15 - 8 =$	
44.	$13 - 7 =$	

Name _____

Date _____

1. Solve vertically. Draw chips on the place value chart. Unbundle when needed.

a. $100 - 37 =$ _____

hundreds	tens	ones

b. $100 - 49 =$ _____

hundreds	tens	ones

c. $200 - 49 =$ _____

hundreds	tens	ones

Name _____

Date _____

Count or add to find the total value of each group of coins.

Write the value using the ¢ or \$ symbol.

1.		_____
2.		_____
3.		_____
4.		_____
5.		_____
6.		_____
7.		_____

<p>8.</p>  <p>_____</p>	<p>9.</p>  <p>_____</p>
<p>10.</p>  <p>_____</p>	<p>11.</p>  <p>_____</p>
<p>12.</p>  <p>_____</p>	<p>13.</p>  <p>_____</p>
<p>14.</p>  <p>_____</p>	<p>15.</p>  <p>_____</p>

Name: _____

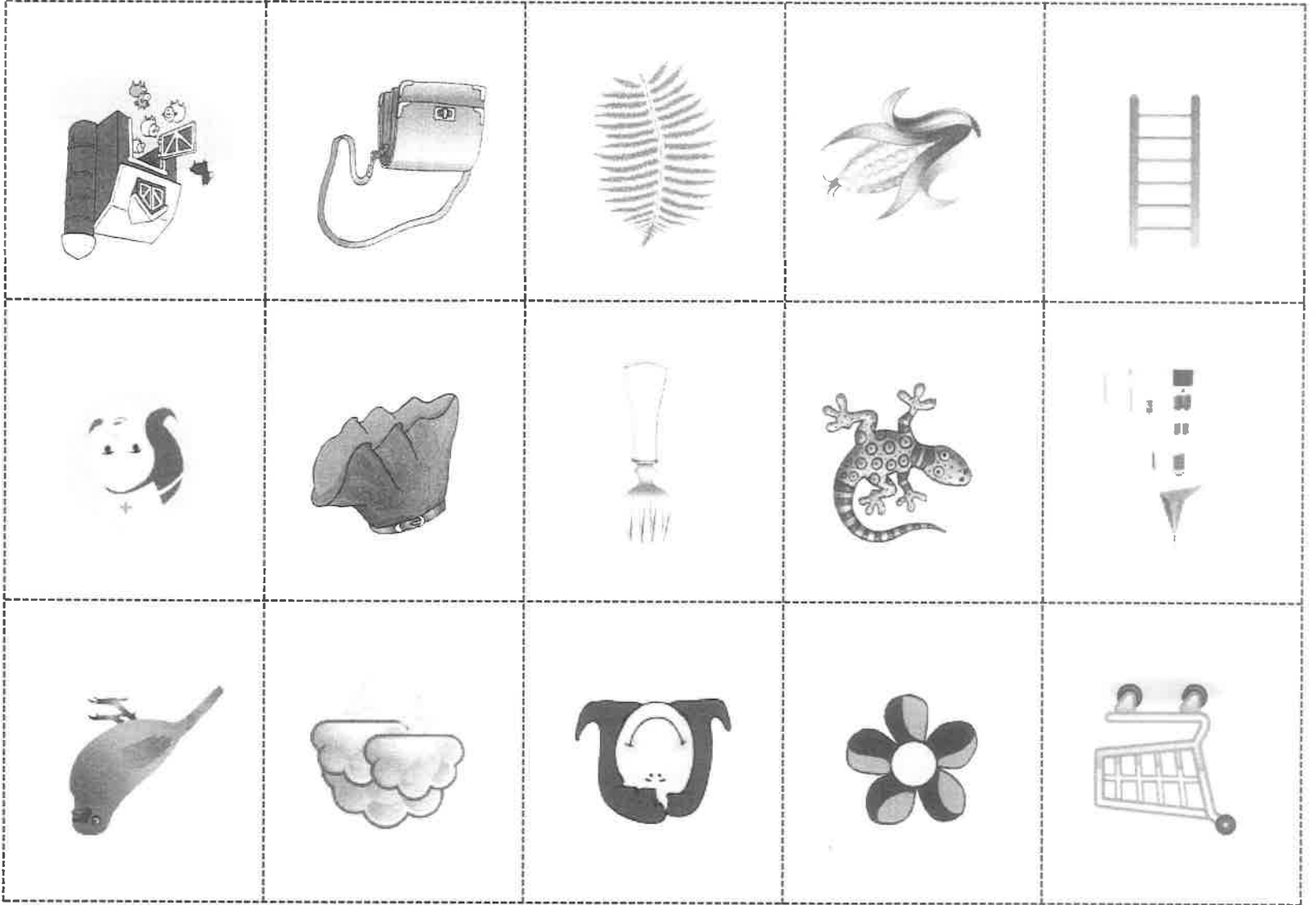
Directions: Sort the pictures into the correct column.

ar	er	ir	or	ur

Created by: D. Baker©2012

Day 6

Dayle



Name: _____

Date: _____

© Tiny Teaching Shack

Stronger Meaning

Some words have similar meaning.

These words can have subtle changes in their meaning.



Direction: Circle the word that has the stronger meaning.

happy
ecstatic

hate
despise

tiny
small

disgusting
dirty

pretty
gorgeous

slim
thin

ugly
hideous

displeased
outraged

Direction: Make sentences with two of the words you circled above.

1. _____


2. _____

Name _____



Zoo or Farm

Day 6 Writing



Zoo

The zoo is a fun place to visit. There are many different animals at the zoo. There are huge animals like elephants and giraffes. There are also very small animals like turtles and birds. The zoo has animals from many different places all around the world. It is exciting to learn about different animals at the zoo.

Farm

It is fun to visit a farm! You can do many different things on a farm. You can see animals such as chickens, horses, and sheep. You can learn about all the different things that farmers do. You can see how the farmer collects a chicken's eggs or how a farmer milks the cows. It is exciting to learn about life on a farm!

In your opinion, where would be a fun place to go: the zoo or a farm?
Make sure to use information from the text to support your answer!
