

Reading/Science/Social Studies

Please have your student practice fluency by reading each Foundations story. These are stories we have read before. Also have them complete comprehension activities by reading short passages and answering questions.

Beth had wanted a pet for a long time. When her mom and dad **asked** her what she wanted for a gift, she said, “A pet! The kind I want most is a small colt, but if I cannot have a colt, I want a dog or cat.”

Mom and Dad wanted to get a colt for their child, but they did not **know** where to find one. They also did not have a stall. A colt could not be kept in the den! Then, a man at Dad’s job told them he had one to sell. It could **stay** in his stall if Beth fed it **each** day. It was not at all wild and would be a fun pet for a child.

The man sold Mom and Dad the colt. The plan was to put it in the **backyard** and then bring it to the stall at the end of the day. Mom had a thick string on the colt so that it would not bolt off and get lost. When Beth got up, Mom and Dad put a **blindfold** on her and led her to the **yard**. When they got to the back, they took the blindfold off and said, “Here is your gift, Beth!” But, there was no colt - just a string! “Where is the colt? We must find it!” said Mom and Dad. The colt was lost.

READ THE PASSAGE Think of questions you have about the Statue of Liberty.

The Statue of Liberty

The Statue of Liberty stands on a small island in New York Harbor. People who come to this country on ships see Lady Liberty standing there. She welcomes them at the end of their long trip across the sea. The statue holds a torch high above her head. The torch stands for freedom.

France gave the statue to our country as a gift of friendship. It was made in France. It came across the ocean in pieces. Then it was put together here.

The statue is made of copper and steel. It is as tall as a building with 30 floors. The statue's face is very big. The nose is as long as your body. The fingers are about as long as the ceiling in a room is high!

There are stairs inside of the statue. People climb 354 steps to get to the crown. Thirty people can fit in the crown. There are 25 windows in it. They can see the ships that the statue is welcoming.

STRATEGY PRACTICE A question I want to find the answer to is:

SKILL PRACTICE Read the question. Fill in the bubble next to the correct answer.

- The passage is about _____.
 - visiting New York
 - taking a trip on a ship
 - a famous statue
 - climbing up stairs
- How is the Statue of Liberty different from a person?
 - It can hold a torch.
 - It has a nose.
 - It is made of copper and steel.
 - It has hands and fingers.
- One way the statue is like a person is that it _____.
 - has stairs inside of it
 - has eyes and a nose
 - is as tall as a building
 - is made of copper and steel
- The author most likely wrote the passage to tell _____.
 - a story about a funny woman
 - about what is made in France
 - about a crown you can stand in
 - about something important in our country

Sprint

Students will complete ONE sprint per day, timed for one minute. Once the one minute is over, check the completed problems. Students will then finish any problems they did not have the opportunity to complete.

B

Add and Subtract Ones and Tens

Number Correct: _____

Improvement: _____

1.	$2 + 1 =$	
2.	$20 + 10 =$	
3.	$21 + 10 =$	
4.	$21 + 1 =$	
5.	$2 - 1 =$	
6.	$20 - 10 =$	
7.	$25 - 10 =$	
8.	$25 - 1 =$	
9.	$37 + 10 =$	
10.	$10 - 1 =$	
11.	$70 - 1 =$	
12.	$50 + 20 =$	
13.	$53 + 20 =$	
14.	$53 + 2 =$	
15.	$50 - 20 =$	
16.	$54 - 20 =$	
17.	$54 - 2 =$	
18.	$64 + 2 =$	
19.	$64 - 20 =$	
20.	$10 - 2 =$	
21.	$60 - 2 =$	
22.	$61 - 2 =$	

23.	$40 + 30 =$	
24.	$45 + 30 =$	
25.	$45 + 3 =$	
26.	$40 - 30 =$	
27.	$49 - 30 =$	
28.	$49 - 3 =$	
29.	$57 + 30 =$	
30.	$57 - 30 =$	
31.	$57 - 3 =$	
32.	$50 - 3 =$	
33.	$52 - 3 =$	
34.	$20 + 40 =$	
35.	$23 + 40 =$	
36.	$23 + 4 =$	
37.	$80 - 40 =$	
38.	$86 - 40 =$	
39.	$86 - 4 =$	
40.	$43 + 40 =$	
41.	$43 + 4 =$	
42.	$63 - 40 =$	
43.	$80 - 4 =$	
44.	$82 - 4 =$	

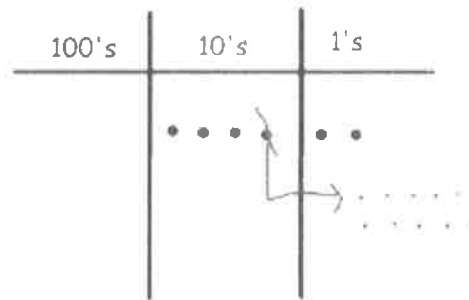
Name _____

Date _____

1. Solve vertically. Use the place value chart and chips to model each problem. Show how you change 1 ten for 10 ones, when necessary. The first one has been started for you.

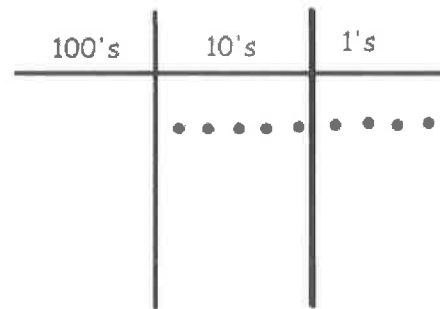
a.

$$42 - 26 = \underline{\quad}$$



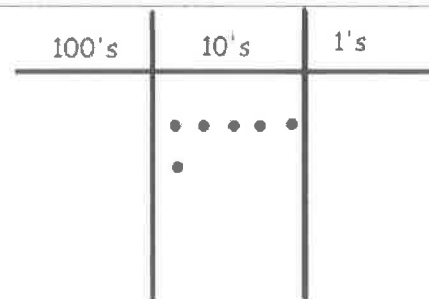
b.

$$54 - 28 = \underline{\quad}$$



c.

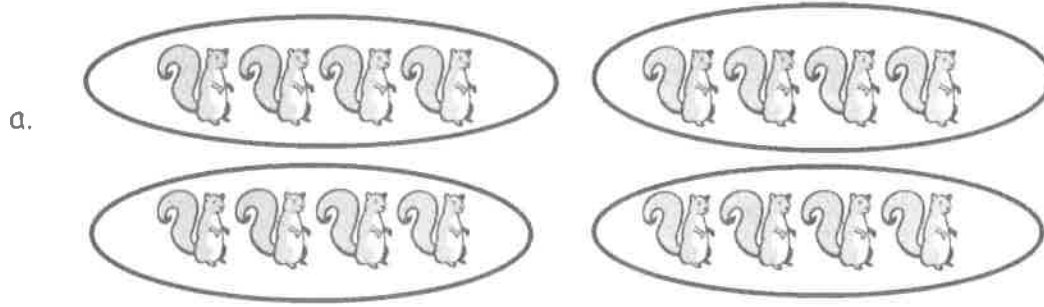
$$60 - 17 = \underline{\quad}$$



Name _____


Date _____

1. Write a repeated addition equation to match the picture. Then, group the addends into pairs to show a more efficient way to add.



$$\begin{array}{ccccccc} \underline{\quad} & + & \underline{\quad} & + & \underline{\quad} & + & \underline{\quad} & = & \underline{\quad} \\ \backslash & & / & & \backslash & & / & & \\ \underline{\quad} & & & + & \underline{\quad} & & & = & \underline{\quad} \end{array}$$

4 groups of _____ = 2 groups of _____



$$\begin{array}{ccccccc} \underline{\quad} & + & \underline{\quad} & + & \underline{\quad} & + & \underline{\quad} & = & \underline{\quad} \\ \underline{\quad} & & & + & \underline{\quad} & & & = & \underline{\quad} \end{array}$$

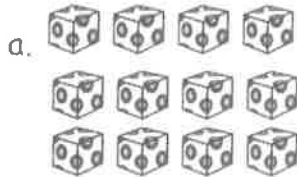
4 groups of _____ = 2 groups of _____

Name _____

Date _____

1. Complete each missing part describing each array.

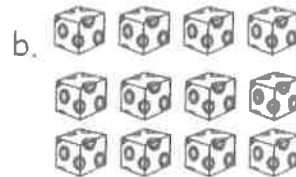
Circle rows.



3 rows of _____ = _____

_____ + _____ + _____ = _____


Circle columns.



4 columns of _____ = _____

_____ + _____ + _____ + _____ = _____


Circle rows.



5 rows of _____ = _____

_____ + _____ + _____ + _____ + _____ = _____

Circle columns.



3 columns of _____ = _____

_____ + _____ + _____ = _____

Day 2


NAME: _____


build the "ar" words

Write

cut out the letters. Use the letters to build the word to match each picture.

				
---	--	--	--	--

			
--	--	--	--

				
---	--	--	--	--

				
---	--	--	--	--

			
---	--	--	--

NAME: _____



Put the "ar" words in the box in ABC order.

harp	jar	farm
bar	cart	bark
star	barn	car
park	card	yarn

- 1 _____ 7 _____
- 2 _____ 8 _____
- 3 _____ 9 _____
- 4 _____ 10 _____
- 5 _____ 11 _____
- 6 _____ 12 _____

Name: _____ Date: _____

Fill the Proper Nouns

Read and follow the instructions (in parentheses) to fill in the blanks with proper nouns. Make sure you capitalize the words you write!

The girl is named _____ .
(name)


She lives in _____ and goes to
(place)

_____. Her best friend is
(name of school)

_____ and her dog is named
(name)

_____. The girl dreams of
(name)

going to _____ .
(place)



Day 2 writing

State Your Opinion:

First Reason:

Second Reason:

Third Reason:

Concluding sentence:

Made by Evn Morrison