

Reading/Science/Social Studies

Please have your student practice fluency by reading each Foundations story. These are stories we have read before. Also have them complete comprehension activities by reading short passages and answering questions.



Skip sat up in bed. He had to get up. He had a big quiz in math, and he did not want to miss the bus. He had not slept well. He felt sick, and his skin was hot. He left his quilt on the bed and went to get his mom. Mom had a shock when Skip came in. He had a red rash on his neck. “Back to bed, Skip,” said Mom. Skip went back and got in bed. Mom came in to check his temp. He was hot!

“I did pack your lunch, but I can not let you get on that bus,” said Mom. “You will just have to miss the quiz.” Skip slept the rest of the day. Skip had to rest all day. He slept a long time. Mom kept him in bed. She had him drink lots of **water**. He did not get up to play. The next day, Skip felt the best he had felt in a long time. It was a day off, too! He was glad that there was no class. He had a plan to fill his day with fun.

He went out to get on the swing. When he sat on the swing, he felt a sting on his leg. He let out a yell! He swung at the bug and fell off the swing. Now, there was a bump on his chin, and his leg began to swell. He did not get up fast. He swept the dust off his legs. The bump on his chin felt big, and his leg stung. He had to limp back in. “Mom, I think I **need** help,” he said. “That is a bad cut, Skip. I will get the stuff to put on it. Did you fall?” asked Mom.

“Yes, I fell,” said Skip, “but I also got stung by a bug! I think I should get back in bed. I am not **having** much luck!”

READ THE PASSAGE Look for words that help you picture dolphins.

Dolphins

When a dolphin lifts its face from the water, it seems to be smiling at us. Dolphins look happy when they jump out of the water. They look very beautiful, too. Their smooth bodies shine in the sun.

Dolphins are playful. They play with people. They play with each other. They can blow bubble rings. Then they push the rings with their noses!

Some dolphins live in water parks. They learn how to do many tricks. They can jump through hoops. They can carry big balls on the tips of their noses. They can move on top of the water using their strong tails. People smile and clap.

Dolphins have helped us, too. They have pushed swimmers to shore or kept them safe from sharks. They have warned ships of danger.

We should help dolphins, too. We should try not to hurt dolphins with our boats. We should keep their ocean home clean.

STRATEGY PRACTICE Underline two sentences in the passage that help you to picture dolphins in your mind.**SKILL PRACTICE** Read the question. Fill in the bubble next to the correct answer.

1. What is the passage about?
 - (A) what dolphins do
 - (B) when dolphins eat
 - (C) where dolphins go
 - (D) why dolphins jump
2. Which one tells that dolphins help people?
 - (A) They look beautiful.
 - (B) They save swimmers.
 - (C) They walk on their tails.
 - (D) They play with each other.
3. Because dolphins do tricks, _____.
 - (A) they look beautiful
 - (B) they help swimmers
 - (C) they look like they are smiling
 - (D) people like to watch them
4. Dolphins and children both like to _____.
 - (A) clap
 - (B) laugh
 - (C) play
 - (D) read

Sprint

Students will complete ONE sprint per day, timed for one minute. Once the one minute is over, check the completed problems. Students will then finish any problems they did not have the opportunity to complete.

A

Number Correct: _____

Add and Subtract Ones and Tens

1.	$3 + 1 =$	
2.	$30 + 10 =$	
3.	$31 + 10 =$	
4.	$31 + 1 =$	
5.	$3 - 1 =$	
6.	$30 - 10 =$	
7.	$35 - 10 =$	
8.	$35 - 1 =$	
9.	$47 + 10 =$	
10.	$10 - 1 =$	
11.	$80 - 1 =$	
12.	$40 + 20 =$	
13.	$43 + 20 =$	
14.	$43 + 2 =$	
15.	$40 - 20 =$	
16.	$45 - 20 =$	
17.	$45 - 2 =$	
18.	$57 + 2 =$	
19.	$57 - 20 =$	
20.	$10 - 2 =$	
21.	$50 - 2 =$	
22.	$51 - 2 =$	

23.	$50 + 30 =$	
24.	$54 + 30 =$	
25.	$54 + 3 =$	
26.	$50 - 30 =$	
27.	$59 - 30 =$	
28.	$59 - 3 =$	
29.	$67 + 30 =$	
30.	$67 - 30 =$	
31.	$67 - 3 =$	
32.	$40 - 3 =$	
33.	$42 - 3 =$	
34.	$30 + 40 =$	
35.	$32 + 40 =$	
36.	$32 + 4 =$	
37.	$70 - 40 =$	
38.	$76 - 40 =$	
39.	$76 - 4 =$	
40.	$53 + 40 =$	
41.	$53 + 4 =$	
42.	$53 - 40 =$	
43.	$90 - 4 =$	
44.	$92 - 4 =$	

Name _____

Date _____

1. Solve using the algorithm. Draw chips and bundle when you can.

a. $125 + 17 =$ _____

hundreds	tens	ones

b. $148 + 14 =$ _____

hundreds	tens	ones

c. $107 + 56 =$ _____

hundreds	tens	ones

d. $38 + 149 =$ _____

hundreds	tens	ones

Name _____

Date _____

1. Circle groups of two shirts.



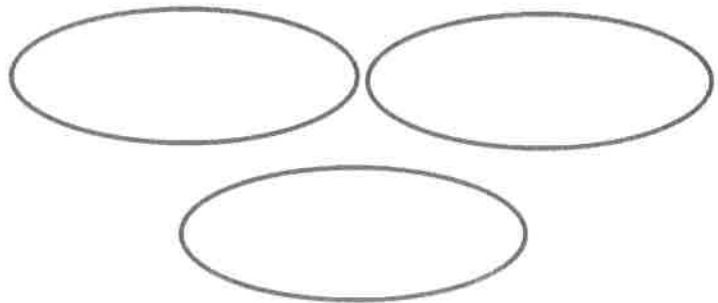

There are _____ groups of two shirts.

2. Circle groups of three pants.




There are _____ groups of three pants.

3. Redraw the 12 wheels into 3 equal groups.



3 groups of _____ wheels

4. Redraw the 12 wheels into 4 equal groups.



4 groups of _____ wheels

3. Draw 1 more group of four. Then, write a repeated addition equation to match.



$$\underline{\quad} + \underline{\quad} + \underline{\quad} + \underline{\quad} = \underline{\quad}$$

$$\underline{\quad} \text{ groups of } 4 = \underline{\quad}$$

4. Draw 2 more equal groups. Then, write a repeated addition equation to match.



$$\underline{\quad} + \underline{\quad} + \underline{\quad} + \underline{\quad} + \underline{\quad} = \underline{\quad}$$

$$\underline{\quad} \text{ groups of } 4 = \underline{\quad}$$

5. Draw 4 groups of 3 circles. Then, write a repeated addition equation to match.

FILL IN THE BLANKS:

WORD BANK dark yard bark

The dog can _____.

It is _____ in here.

I like to play in the _____.

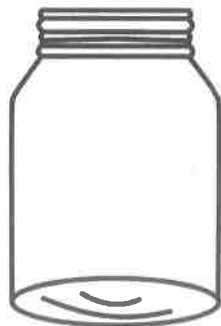


CAN YOU HELP ME FIND MY AR SOUND CIRCLE THE AR WORDS!

- star fur air arm curl
- stir part park trap harp
- cart dirt girl her perk
- form turn mark far dark
- bird farm hurt car jar



barn



jar



cart



star

Handwriting practice lines with dashed midlines.

OR R CONTROLLED VOWELS


FILL IN THE BLANKS:

WORD BANK corn horn torn

The paper is _____.


I like to honk the _____.

I don't like to eat _____.

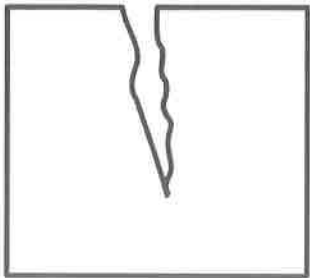



THIS IS ORLY. HE IS A WRANGLER AND TODAY HE'S HELPING HIS DAD WRANGLE UP

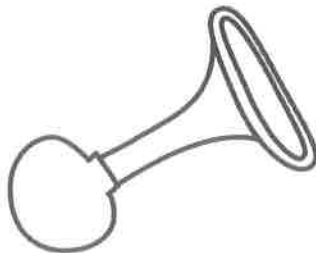
OR HORSES




COLOR THE OR HORSES




torn



horn



story



corn

Handwriting practice lines with a dashed midline for tracing.

Name: _____

*List examples of each.

Day 1 L.A.

What do I capitalize?

M.I.N.T.S

M

Months and days

I

"I"

N

Names

T

Titles

S

Start of sentences

Name _____

What is your favorite season?



Organize your ideas.

season

Name _____

EXAMPLE

What is your favorite season?



Organize your ideas.

not very hot the grass turns green

flowers bloom **season** birds sing

spring

trees start to grow leaves