

Snow Day: 5

First Grade

Date: _____

Name: _____



READING

Directions: Read the passage below. Answer the questions.

Jet lives on a farm. Jet loves to run and play. Jet hides in the hay. He chases the chickens. Jet goes in the garden. He finds a bone. Here comes Farmer Bob with Lucky. Oh, no! Lucky may take his bone. Jet digs a hole and hides the bone. Lucky wags his tail. He runs up to Jet. Jet and Lucky play together. Farmer Bob is ready to go home. Lucky leaves with him. Jet goes and gets his bone.


1. Who are the characters in the story?

2. What is the setting of the story?

3. What does Jet do for fun?

4. Why does Jet hide the bone?

5. What type of animals are Jet and Lucky? What clues did the story give you?



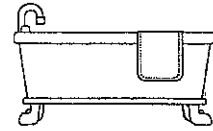
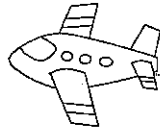
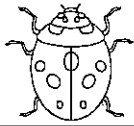
Date: _____

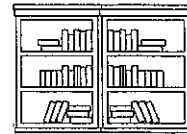
Name: _____

READING

COMPOUND WORDS

Directions: Using the word bank, match the correct word to the correct picture.





bathtub

firefly

airplane


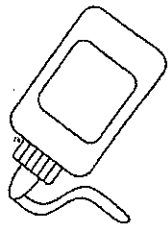
bookcase

ladybug

hotdog

BLENDS



Directions: Look at the picture. Circle the correct blend word that goes with the picture.



glub glue

wasp wisp

flower fly



play plant

snip snow

twin twig

Date: _____

Name: _____

LANGUAGE ARTS




TABLE OF CONTENTS

Directions: Using the Table of Contents, fill in the blanks with the correct answers.

TABLE OF CONTENTS	
CH 1 Soccer	p. 2
CH 2 Gymnastics	p. 10
CH 3 Basketball	p. 17
CH 4 Football	p. 26
CH 5 Swimming	p. 32

1. How many chapters are in this book?

2. What page does chapter 4 start on? _____
3. What chapter is on page 10?

4. What is the topic of this book? _____

HIGHLIGHT-A-WORD

Directions: Read the paragraph. Highlight the words in the story that are listed in the box below.

pictures	put	change	another	does	well	large
----------	-----	--------	---------	------	------	-------

Max has a set of pictures. He wants to change them. Max buys a new large picture. He put it with the other pictures. Max gets another picture. He puts the new picture with the large pictures. Max sells the pictures. He does well. Max does so well that he buys some more large pictures.

Date: _____

Name: _____



LANGUAGE ARTS



SENTENCE CONSTRUCTION



Directions: Rewrite the sentences correctly.

1. jen got a new necklace

2. the game is on sunday

3. where is the shop

PROPER NOUNS

Directions: A proper noun is a specific person, place, or thing. Circle the proper nouns in the sentences.

1. Mrs. Baker is very sweet.

2. Meg and Ben visited on Tuesday.

3. Will it snow in January?

4. We live at 145 Main Street.

5. Does Maddy like Tennessee?

Date: _____

Name: _____



MATH

WORD PROBLEMS

Directions: Answer the word problems below. Be sure to show your work.

Tom had 17 games. He gave some away. He has 9 left. How many games did Tom give away?

_____ - _____ = _____ games

Kate has 5 necklaces, 4 bracelets, and 1 watch. How many pieces of jewelry did Kate have in all?

_____ + _____ + _____ = _____ pieces

Karie ate 6 cookies. Meg ate 3 cookies. How many more cookies did Karie eat than Meg?

_____ - _____ = _____ cookies

Kip made 6 free throws on Tuesday and 5 free throws on Thursday. How many free throws did Kip make in all?

_____ + _____ = _____ free throws

Directions: Fill in the blank with > < or =.


63 _____ 36 28 _____ 53

45 _____ 45 97 _____ 74



Date: _____

Name: _____



ADDITION & SUBTRACTION



MATH

Directions: Write the answers for each problem on the lines.

$11 - 5 = \underline{\quad}$
$14 - \underline{\quad} = 7$
$3 + \underline{\quad} = 11$
$9 + 6 = \underline{\quad}$
$3 + 1 + 6 = \underline{\quad}$

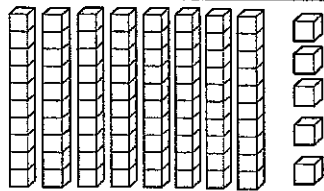
Directions: Use the numbers below to create addition and subtraction sentences.

5 8 13

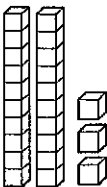
$\underline{\quad} + \underline{\quad} = \underline{\quad}$
$\underline{\quad} + \underline{\quad} = \underline{\quad}$
$\underline{\quad} - \underline{\quad} = \underline{\quad}$
$\underline{\quad} - \underline{\quad} = \underline{\quad}$

PLACE VALUE

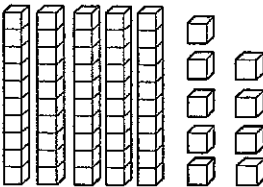
Directions: Complete the problems using the pictures. Answer the questions below.



$\underline{\quad}$ tens $\underline{\quad}$ ones = $\underline{\quad}$
 $\underline{\quad} + \underline{\quad} = \underline{\quad}$



$\underline{\quad}$ tens $\underline{\quad}$ ones = $\underline{\quad}$
 $\underline{\quad} + \underline{\quad} = \underline{\quad}$



$\underline{\quad}$ tens $\underline{\quad}$ ones = $\underline{\quad}$
 $\underline{\quad} + \underline{\quad} = \underline{\quad}$