

Snow Day: 4

First Grade

Date: _____

Name: _____



READING

Directions: Read the passage below. Answer the questions.

Myia and Gavin are friends. They are in first grade. Myia likes reading the best. She reads two books a day. Gavin likes math the best. He likes to add big numbers. Miss Winn gave her kids a project. They have to read a book about snow. Then, they have to make snowflakes and measure them. Myia and Gavin work together. Myia reads the book with Gavin. They make the snowflakes. Gavin helps Myia measure them. They make a good team.


1. Who are the characters in the story?

2. Where did the story take place?

3. How are the two kids different?

4. How does Gavin help Myia?

5. Why do you think that the kids make a good team?



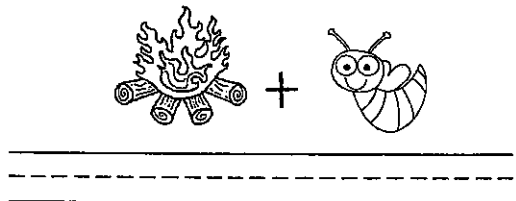
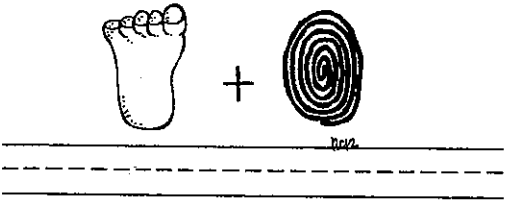

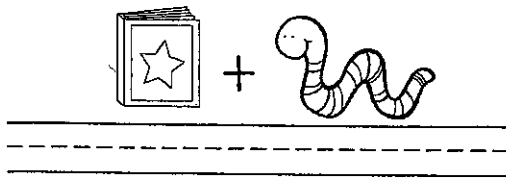
Date: _____

Name: _____

READING

COMPOUND WORDS

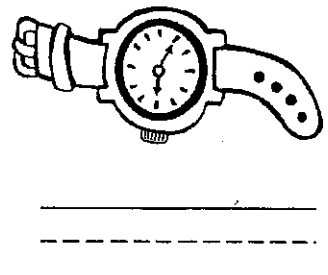
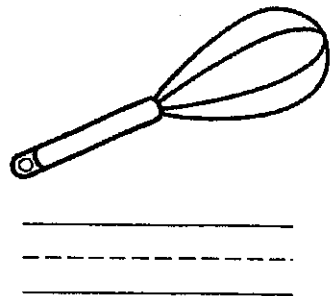


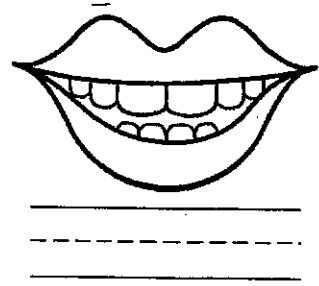
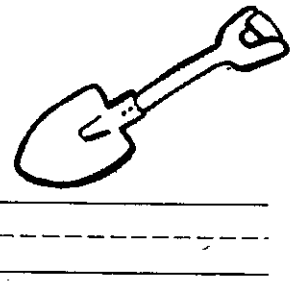
Directions: Using the word bank, match the correct word to the correct pictures.



- | | | | |
|---------|-----------|----------|------------|
| firefly | footprint | bookworm | peppermint |
|---------|-----------|----------|------------|

DIGRAPHS

Directions: Look at the picture. Write the correct digraph sound (CH, SH, TH, or WH) in the box next to the picture.



Date: _____

Name: _____

LANGUAGE ARTS




TABLE OF CONTENTS

Directions: Using the Table of Contents, fill in the blanks with the correct answers.

TABLE OF CONTENTS	
CH 1 Snow	p. 5
CH 2 Snow Clothes	p. 12
CH 3 Building Snowmen	p. 19
CH 4 Making Snowballs	p. 23
CH 5 Building Snow Forts	p. 28

- How many chapters are in this book?

- What page does chapter 3 start on? _____
- What chapter is on page 23?

- What is the topic of this book? _____

SIGHT WORD SORT

Directions: Using the word bank, sort one syllable and three syllable words.

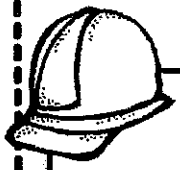
ONE SYLLABLE

THREE SYLLABLES

animals	found	point	different
hand	following	read	another

Date: _____

Name: _____



SENTENCE CONSTRUCTION



Directions: Rewrite the sentences correctly.

1. the family is ready for christmas

2. who is going with lilly to the movie

3. james has new shoes

NOUNS & VERBS

Directions: A noun is a person, place, or thing. Circle the nouns in the sentences. A verb is something you can do. Draw a line under the verb in the sentence.

1. The nurse checks her knee.

2. I put my blanket on the couch.

3. We washed the dishes.

4. My parents went to the cabin.

5. The paint dried on the wall.

Date: _____

Name: _____



MATH

WORD PROBLEMS

Directions: Answer the word problems below. Be sure to show your work.

Jackson had 14 cookies. He gave 7 to his friends. How many cookies does he have left?

___ - ___ = ___ cookies

Katie ate 2 eggs, 2 pancakes, and 1 piece of sausage. How many items did she eat in all?

___ + ___ + ___ = ___ items

Michael ran 12 laps yesterday and 3 laps today. How many more laps did he run yesterday than today?

___ - ___ = ___ laps

Micah threw 6 snowballs and Asa threw 8 snowballs. How many snowballs did they throw altogether?

___ + ___ = ___ snowballs

Directions: Fill in the blank with > < or =.

87 ___ 56

28 ___ 32

91 ___ 50

76 ___ 47



Date: _____

Name: _____

MATH

ADDITION & SUBTRACTION

Directions: Write the answers for each problem on the lines.

$15 - 6 = \underline{\quad}$

$8 - \underline{\quad} = 2$

$3 + \underline{\quad} = 9$

$6 + 4 = \underline{\quad}$

$5 + 2 + 4 = \underline{\quad}$

Directions: Use the numbers below to create addition and subtraction sentences.

6 3 9

$\underline{\quad} + \underline{\quad} = \underline{\quad}$

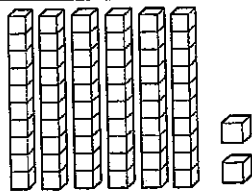
$\underline{\quad} + \underline{\quad} = \underline{\quad}$

$\underline{\quad} - \underline{\quad} = \underline{\quad}$

$\underline{\quad} - \underline{\quad} = \underline{\quad}$

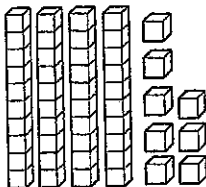
PLACE VALUE

Directions: Complete the problems using the pictures. Answer the questions below.



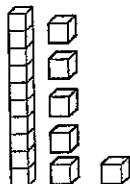
_____ tens _____ ones = _____

_____ + _____ = _____



_____ tens _____ ones = _____

_____ + _____ = _____



_____ tens _____ ones = _____

_____ + _____ = _____