



WINFIELD CITY






SCHOOL SYSTEM SNAPSHOT: 2020 EDITION*

P.O. Box 70 | Winfield, AL 35594 | (205) 487-4255

Superintendent Chris Cook

Board Members James A. Garner, Tommy Bowen, Chris Carothers, Dana Peoples, Brenda Joe Taylor

By the Numbers

	Schools¹	3
	Students/ADM²	1,231
	Free & Reduced Lunch	46%
	Community Eligibility Program	33%
	Number of Route Buses³	9
	State-Funded Buses ⁴	56%
	Students Bused	464
	Full-Time Employees	152
	Teachers	85
	Principals/ Assistant Principals	3
	Counselors	3
	Librarians	3
	Other Certified Employees	2
	Support Personnel	56

¹ Schools with enrollment, including Alternative and Career Technical Education
² Average Daily Membership
³ Data collected in FY16 and used for FY18 funding
⁴ Percent of school system bus fleet renewal eligible for state funding
⁵ Calculation excludes Transportation Fleet Renewal and Public School Fund Capital Outlay
⁶ 2017-2018 NEA Rankings of the States

* THIS REPORT INCLUDES FISCAL YEAR 2018 DATA



\$869,269

Cost of One Month's
Operation⁵

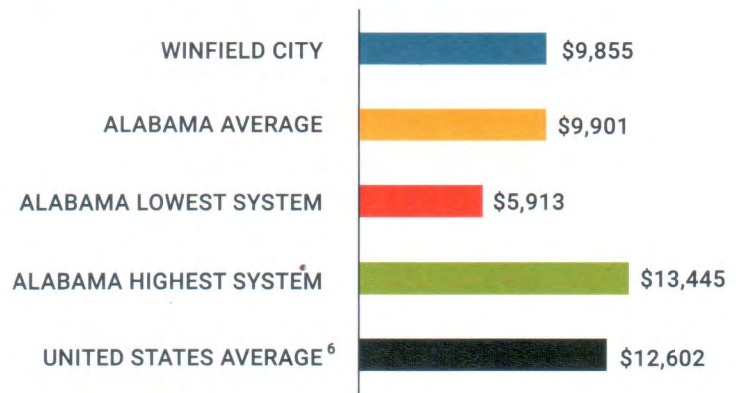


5.36

Number of Months
Reserve Balance

Compare Your School System

Total Per-Pupil Expenditures (PPE)



Winfield City

Per Pupil Expenditures

Federal PPE Rank **110**

State PPE Rank **51**

Local PPE Rank **44**

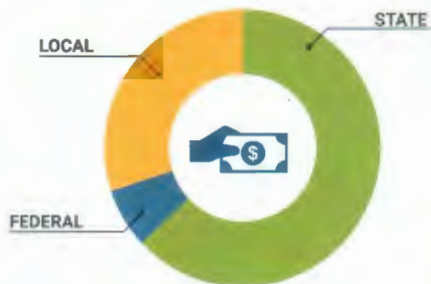


Per Pupil Expenditures among 137 systems

OVERALL SYSTEM RANK 61

School System Revenue

How was your school system funded?¹



\$8,233,605

STATE 62%

\$940,527

FEDERAL 7%

\$4,025,443

LOCAL 30%

— \$416,980

Local 10-Mill Match

\$3,608,463

AVAILABLE LOCAL REVENUE

VALUE OF 1-MILL
For Your School System

\$41,698

School System Spending

How did your school system spend state & local dollars?¹

	STATE SPENDING ^{2,3}	LOCAL SPENDING ²
Salaries	\$5,403,090	\$902,117
Benefits	\$2,176,383	\$271,291
Non-Personnel Operations	\$611,730	\$1,871,171
TOTAL	\$8,191,202	\$3,044,579

¹ Revenues and expenditures may contain nominal variances

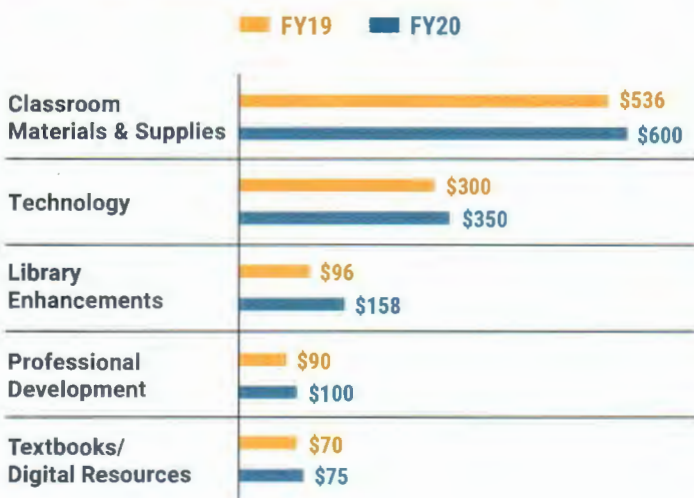
² Does not include debt service or capital outlay

³ Includes 10-mill match



Only 7% of state funding goes to Non-Personnel Operations

Instructional Support



Educational Advancement & Technology Fund⁴

FY19 \$330,908

FY18 \$65,896*

⁴ These one-time supplemental funds may be used for repairs and deferred maintenance, classroom instructional supplies, insurance for facilities, transportation, technology and school safety measures.

System Debt

TOTAL DEBT⁵
\$3,942,037

DEBT PER STUDENT
\$3,202

⁵ The debt totals in system audit reports may differ due to audit adjustments



ALABAMA
ASSOCIATION OF
SCHOOL BOARDS

Sally Smith, J.D.
Executive Director

Lissa Tucker, J.D.
Director of Government Relations

43 South Jackson Street
Montgomery, Alabama 36104

1-800-562-0601 | AlabamaSchoolBoards.org

@AlaSchoolBoards f Facebook.com/AlabamaSchoolBoards

PER-PUPIL EXPENDITURES

SYSTEM RANKS

Alabama's overall school system rankings based on federal, state and local per pupil expenditures among 137 systems.

1	MOUNTAIN BROOK CITY	36	WINSTON COUNTY
2	GREENE COUNTY	37	RUSSELLVILLE CITY
3	BARBOUR COUNTY	38	BREWTON CITY
4	ANNISTON CITY	39	ESCAMBIA COUNTY
5	SHEFFIELD CITY	40	OXFORD CITY
6	LOWNDES COUNTY	41	CHEROKEE COUNTY
7	MIDFIELD CITY	42	RANDOLPH COUNTY
8	HOMWOOD CITY	43	TALLADEGA CITY
9	VESTAVIA HILLS CITY	44	FAIRFIELD CITY
10	MACON COUNTY	45	JACKSON COUNTY
11	LINDEN CITY	46	SELMA CITY
12	SUMTER COUNTY	47	BULLOCK COUNTY
13	TUSCALOOSA CITY	48	MARSHALL COUNTY
14	THOMASVILLE CITY	49	TRUSSVILLE CITY
15	MARENGO COUNTY	50	OPELIKA CITY
16	WILCOX COUNTY	51	OPP CITY
17	FLORENCE CITY	52	HALEYVILLE CITY
18	COLBERT COUNTY	53	LEEDS CITY
19	BIRMINGHAM CITY	54	GUNTERSVILLE CITY
20	HOOVER CITY	55	MORGAN COUNTY
21	PIKE COUNTY	56	TUSCUMBIA CITY
22	COOSA COUNTY	57	PICKENS COUNTY
23	TARRANT CITY	58	AUBURN CITY
24	DECATUR CITY	59	CLARKE COUNTY
25	HUNTSVILLE CITY	60	JASPER CITY
26	PERRY COUNTY	61	WINFIELD CITY
27	ELBA CITY	62	COVINGTON COUNTY
28	ALABASTER CITY	63	PELHAM CITY
29	CHOCTAW COUNTY	64	OZARK CITY
30	DALEVILLE CITY	65	SCOTTSBORO CITY
31	CONECUH COUNTY	66	SYLACAUGA CITY
32	DALLAS COUNTY	67	GADSDEN CITY
33	MUSCLE SHOALS CITY	68	WALKER COUNTY
34	BESSEMER CITY	69	TALLAPOOSA COUNTY
35	LANETT CITY	70	FAYETTE COUNTY



PER-PUPIL EXPENDITURES

SYSTEM RANKS

Alabama's overall school system rankings based on federal, state and local per pupil expenditures among 137 systems.

71	SHELBY COUNTY	105	SATSUMA CITY
72	GENEVA CITY	106	ATHENS CITY
73	CALHOUN COUNTY	107	CLAY COUNTY
74	TALLADEGA COUNTY	108	CRENSHAW COUNTY
75	CHAMBERS COUNTY	109	MADISON COUNTY
76	LAWRENCE COUNTY	110	COFFEE COUNTY
77	FRANKLIN COUNTY	111	PIEDMONT CITY
78	LEE COUNTY	112	DOTHAN CITY
79	WASHINGTON COUNTY	113	ATTALLA CITY
80	HALE COUNTY	114	BLOUNT COUNTY
81	TROY CITY	115	HARTSELLE CITY
82	CULLMAN COUNTY	116	HENRY COUNTY
83	MOBILE COUNTY	117	PELL CITY
84	BOAZ CITY	118	LAMAR COUNTY
85	DEKALB COUNTY	119	PHENIX CITY
86	MADISON CITY	120	ANDALUSIA CITY
87	JACKSONVILLE CITY	121	SARALAND CITY
88	GENEVA COUNTY	122	ENTERPRISE CITY
89	MARION COUNTY	123	ETOWAH COUNTY
90	LAUDERDALE COUNTY	124	CHILTON COUNTY
91	ALEXANDER CITY	125	ROANOKE CITY
92	BIBB COUNTY	126	LIMESTONE COUNTY
93	MONROE COUNTY	127	ONEONTA CITY
94	RUSSELL COUNTY	128	HOUSTON COUNTY
95	CLEBURNE COUNTY	129	SAINT CLAIR COUNTY
96	BALDWIN COUNTY	130	ALBERTVILLE CITY
97	MONTGOMERY COUNTY	131	PIKE ROAD CITY
98	BUTLER COUNTY	132	FORT PAYNE CITY
99	CHICKASAW CITY	133	DEMOPOLIS CITY
100	ARAB CITY	134	DALE COUNTY
101	JEFFERSON COUNTY	135	ELMORE COUNTY
102	TALLASSEE CITY	136	AUTAUGA COUNTY
103	CULLMAN CITY	137	EUFAULA CITY
104	TUSCALOOSA COUNTY		



Alabaster City	\$350,434	Lanett City	\$39,477
Albertville City	\$200,061	Leeds City	\$120,564
Alexander City	\$241,120	Linden City	\$16,018
Andalusia City	\$107,323	Madison City	\$676,942
Anniston City	\$273,835	Midfield City	\$38,393
Arab City	\$98,432	Mountain Brook City	\$582,117
Athens City	\$258,700	Muscle Shoals City	\$199,983
Attalla City	\$49,650	Oneonta City	\$69,822
Auburn City	\$860,333	Opelika City	\$390,406
Bessemer City	\$374,731	Opp City	\$42,986
Birmingham City	\$2,706,181	Oxford City	\$269,605
Boaz City	\$90,634	Ozark City	\$103,990
Brewton City	\$55,646	Pelham City	\$372,161
Chickasaw City	\$45,115	Pell City	\$248,459
Cullman City	\$302,210	Phenix City	\$246,318
Daleville City	\$52,293	Piedmont City	\$48,118
Decatur City	\$711,560	Pike Road City	\$126,422
Demopolis City	\$78,317	Roanoke City	\$42,981
Dothan City	\$823,101	Russellville City	\$79,303
Elba City	\$26,413	Saraland City	\$142,724
Enterprise City	\$268,169	Satsuma City	\$41,213
Eufaula City	\$120,701	Scottsboro City	\$154,583
Fairfield City	\$67,622	Selma City	\$134,922
Florence City	\$393,563	Sheffield City	\$51,325
Fort Payne City	\$163,082	Sylacauga City	\$119,279
Gadsden City	\$399,717	Talladega City	\$105,849
Geneva City	\$39,746	Tallassee City	\$67,819
Guntersville City	\$151,604	Tarrant City	\$74,309
Haleyville City	\$51,783	Thomasville City	\$57,346
Hartselle City	\$110,150	Troy City	\$171,183
Homewood City	\$576,924	Trussville City	\$371,971
Hoover City	\$1,635,631	Tuscaloosa City	\$1,310,553
Huntsville City	\$2,335,381	Tuscumbia City	\$61,995
Jacksonville City	\$88,049	Vestavia Hills City	\$641,256
Jasper City	\$186,779	Winfield City	\$41,698

Autauga County	\$656,252	Henry County	\$158,597
Baldwin County	\$3,999,385	Houston County	\$549,135
Barbour County	\$95,975	Jackson County	\$313,289
Bibb County	\$151,575	Jefferson County	\$2,631,337
Blount County	\$340,899	Lamar County	\$111,263
Bullock County	\$80,143	Lauderdale County	\$456,773
Butler County	\$228,859	Lawrence County	\$264,303
Calhoun County	\$383,825	Lee County	\$548,035
Chambers County	\$289,157	Limestone County	\$482,019
Cherokee County	\$259,918	Lowndes County	\$104,903
Chilton County	\$391,911	Macon County	\$125,034
Choctaw County	\$249,270	Madison County	\$1,080,432
Clarke County	\$265,993	Marengo County	\$172,161
Clay County	\$99,789	Marion County	\$223,442
Cleburne County	\$122,758	Marshall County	\$163,178
Coffee County	\$132,696	Mobile County	\$4,929,119
Colbert County	\$328,063	Monroe County	\$297,032
Conecuh County	\$141,077	Montgomery County	\$2,440,696
Coosa County	\$164,606	Morgan County	\$805,326
Covington County	\$236,476	Perry County	\$86,140
Crenshaw County	\$136,045	Pickens County	\$166,018
Cullman County	\$687,434	Pike County	\$132,037
Dale County	\$168,507	Randolph County	\$234,744
Dallas County	\$217,183	Russell County	\$227,420
DeKalb County	\$357,474	St. Clair County	\$544,169
Elmore County	\$946,162	Shelby County	\$1,716,086
Escambia County	\$331,394	Sumter County	\$112,148
Etowah County	\$449,428	Talladega County	\$720,734
Fayette County	\$135,080	Tallapoosa County	\$429,987
Franklin County	\$165,628	Tuscaloosa County	\$1,300,142
Geneva County	\$140,420	Walker County	\$512,093
Greene County	\$130,061	Washington County	\$405,788
Hale County	\$138,275	Wilcox County	\$144,307
		Winston County	\$265,848