

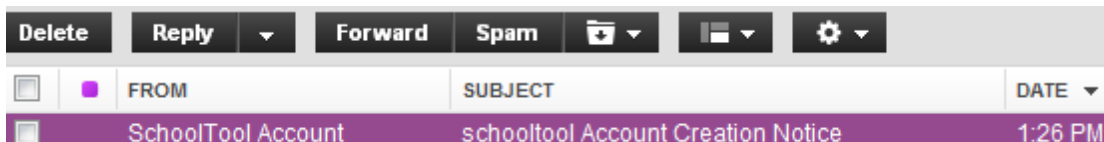
## Parent Quick Login Guide

### Before Logging in:

Before Parents/Guardians can log into Schooltool Parent Portal, the following criteria is needed:

- **Schooltool Parent Portal Acceptable Use and Login Access Form** signed and returned to the school district
- Internet access
- Valid email address, as provided to the district
- Access to email, where you will receive your first password
- The address of the district's schooltool website [www.wccsk12.org](http://www.wccsk12.org) - under **Quick Links for Parents** at the bottom of the homepage, click on **Parent Portal Login**

### Logging in:



1. Log into your email account. Open the email from schooltool Account with the subject "schooltool Account Creation Notice" – the email will contain your new password, the schooltool web link and a link for additional Parent Portal instructions.
2. Carefully write down or highlight and copy the new password.
3. Go to <https://stweb.wccsk12.org/schooltoolweb/> from your web browser.
4. Under **Username:** type in your full email address.
5. Under **Password:** type in or paste the password you just copied.
6. Click on the blue Login.

**Username:**

**Password:**

### Changing the password:

Now is a good time change the password to something more easily remembered:

**Password Rules**

**Minimum Length:** 8

Requires Upper Case Letters

Requires Lower Case Letters

Requires Numbers

Home

My Home Students Campus **Account**

Change Password

Old Password:  ← Type in the password received in the email here

New Password:  ← Type in a new password and type it a 2nd time then click on Change Password

Confirm:

1. Click on Account tab **Account**
2. Type in or paste the original password you received in your email in Old Password.
3. Type in a New Password, then re-type to Confirm (follow the **Password Rules**).  
 Password Rules should contain 8 characters or more, with a combination of upper and lower case letters, numbers, and symbols. Example: 1nceONtime!
4. Click on Change Password.

### Forgot password OR obtain a new password:

1. Go to <https://stweb.wccsk12.org/schooltoolweb/> from your web browser.
2. Under **Username:** type in your full email address.
3. Do not type in Password, leave blank.
4. Click on the blue Login.
5. Click once on the blue words "New User or Forgot password?"

**Username:**

**Password:**

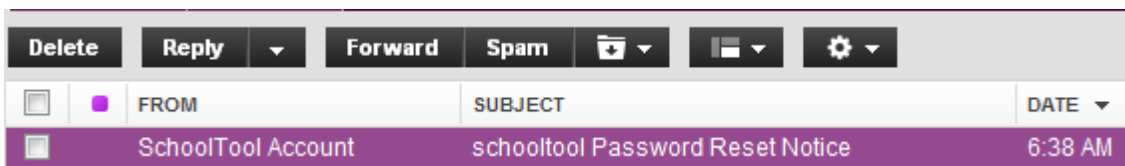
[New User or  
Forgot password?](#)

- You will be prompted again to enter your Username.
- Fill in the box again with your email address. Click Submit.

Enter your Username to receive your password by email.

Username:

- Click green arrow  for done.

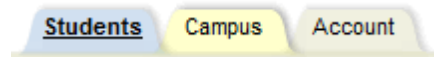



- Log into your email account. Open the email from Schooltool Account with the subject “schooltool Password Reset Notice” – the email will contain your new password.
- Carefully write down or highlight and copy the new password.
- Go back to the Schooltool website <https://stweb.wccsk12.org/schooltoolweb/>
- Under **Username:** type in your same full email address.
- Under **Password:** type in or paste the new password.
- Click on the blue Login.
- Go to the Account tab [Account](#) to change your password to something more easily remembered (see **Changing the Password** on page 1).

For more detailed instructions, click here [Parent Access Guide](#)

**Subsequent Use:**


- After you log in, you can click on each of the 3 tabs:




**Students** tab provides parents with a list of all children to the logged-in parent. Any child can be viewed by clicking on the purple triangle selector  next to the child’s name.  
**Campus** tab provides parents with general school district information.



**Account** tab allows parents to change passwords and view your last logins by time and date.

- Under the **Students** tab, click on the purple triangle next to one of your children, and you will be able to view different information about that child. You can also email your child’s  **Counselor**: Click on any of the 6 tabs:



**Contacts** tab includes emergency contacts and siblings  
**Schedule** tab shows your child’s class schedules in 2 different formats, which you can print. Schedules also shows an envelope next to teachers’ names for emailing the  **Teacher**.  
**Attendance** tab shows 3 ways of viewing children’s attendance.  
**Discipline** tab will show any incidents with any disciplinary action taken.  
**Grades** tab shows 5 ways of viewing grades with 4 marking periods.  
**Assignments** tab shows daily classroom assignments with the most current at top.

- To return to the **Students** tab to view other students, click on the green arrow at top right hand corner 



- Logout** when done working in schooltool Parent Portal or simply close your browser window. You will be automatically logged out after 15 minutes of inactivity.

**Please Note:** If a parent/guardian types in the wrong password five (5) times consecutively, he/she will receive a message in red “Your account has been locked”. The parent will need to email the Parent Portal Account Manager at the school district at [SchooltoolMgr@wccsk12.org](mailto:SchooltoolMgr@wccsk12.org) to have the account unlocked, or if you have any other questions.