



Family User Guide

Welcome to the world of scrip fundraising! This guide will teach you how to navigate our website, and walk you through our ordering process. Using ShopWithScrip.com, you'll be able to place orders for scrip and manage your account from any internet-connected computer or device. Inside you'll find a step-by-step guide for ordering scrip online. So, let's start at square one.

Table of Contents

Getting Started.....	<u>3</u>
Family Account.....	<u>3</u>

The ShopWithScrip Dashboard.....	<u>4</u>
Family Functions.....	<u>5</u>

Types of Scrip.....	<u>6</u>
Physical Cards.....	<u>6</u>
ScripNow eCards.....	<u>6</u>
Reload & ReloadNow.....	<u>6</u>

Ordering Scrip.....	<u>7</u>
Shop Page.....	<u>7</u>
Express Order.....	<u>8</u>
Specials.....	<u>8</u>
Shopping Lists.....	<u>9</u>
Search Bar.....	<u>10</u>
Brand Detail Page.....	<u>11</u>
Ordering Physical Cards.....	<u>12</u>
Ordering ScripNow eCards.....	<u>13</u>
Ordering a ScripNow eGift.....	<u>14</u>
Ordering Reload & ReloadNow.....	<u>15</u>
Cart Breakdown.....	<u>17</u>

Using Your Wallet.....	<u>18</u>
ScripNow in the Wallet.....	<u>18</u>
Reload in the Wallet.....	<u>19</u>

PrestoPay.....	<u>20</u>
----------------	-----------

More ShopWithScrip.com Resources.....	<u>23</u>
What's New.....	<u>24</u>
Support.....	<u>24</u>
MyScripWallet.....	<u>25</u>

Getting Started

When you login to ShopWithScrip.com, all the tools you need to place orders and manage your scrip account are at your fingertips. You'll be able to place orders and generate reports. In this guide, we will cover where to find important information and how to take your scrip shopping online. Let's get started!

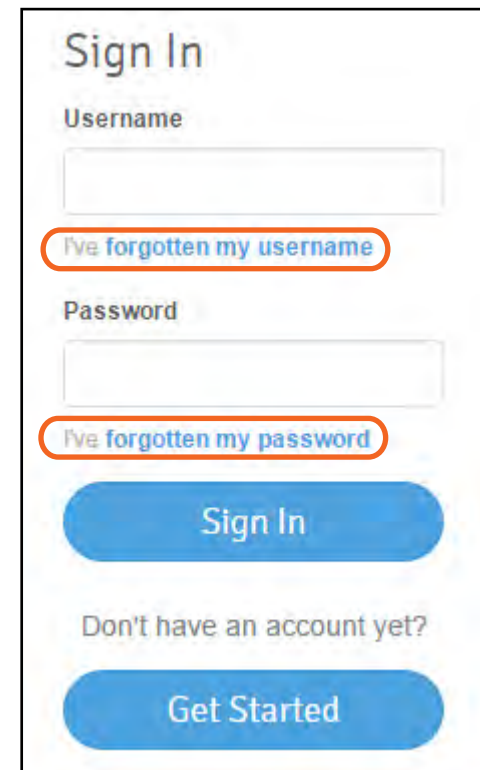
Family Account

To sign in, click the **Sign In** button at the top of the page and enter your username and password. We strongly suggest you use a complex password and change it every few months.

Minimum password requirements:

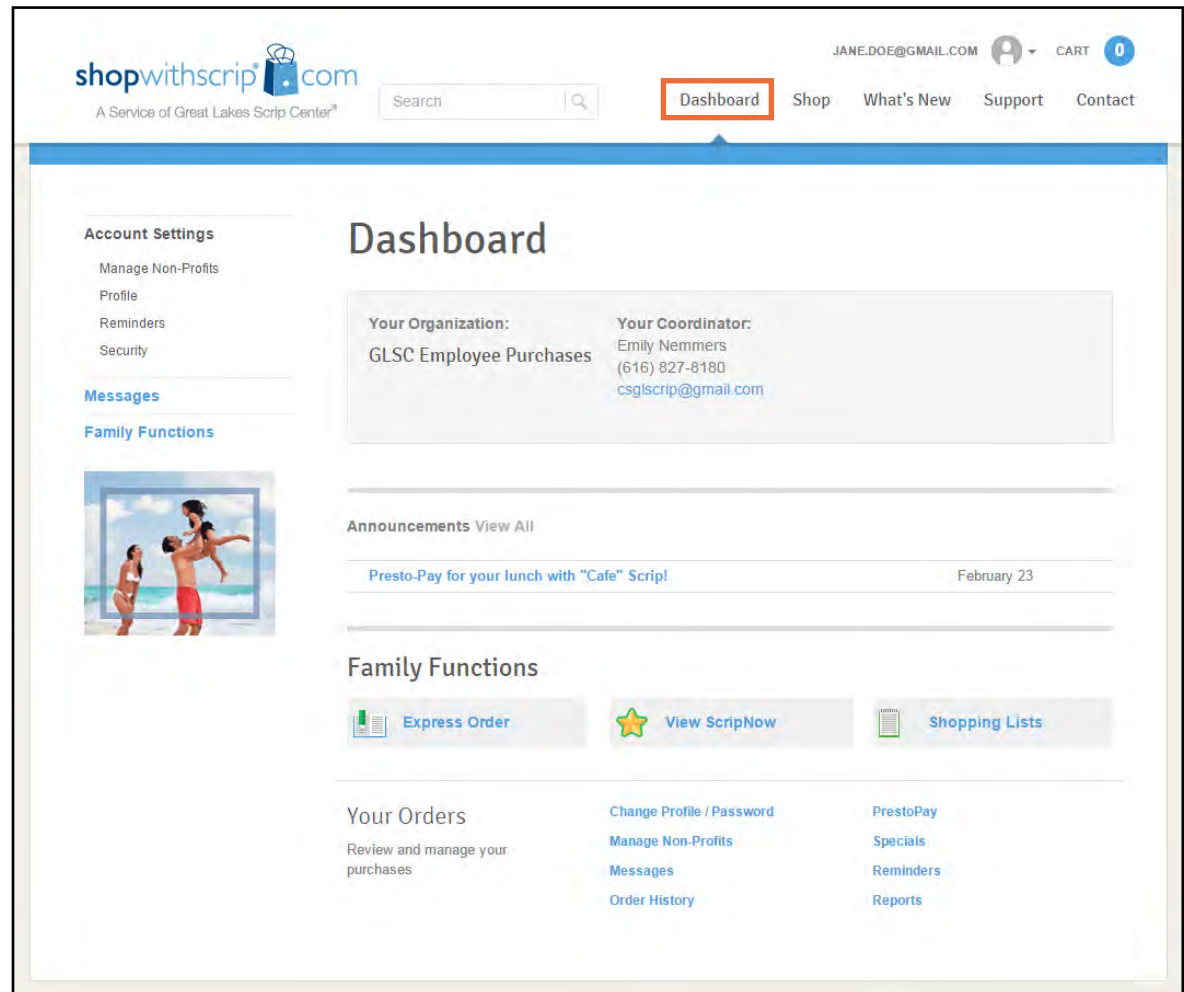
- Length - 8 characters
- At least 1 upper- and lower-case letter
- At least one number
- At least one symbol (?, !, #)

If you ever forget your username or password, use the links on the login page to send instructions to reset them to your registered email address.



The ShopWithScrip Dashboard

You will find all the tools and functions needed to order scrip, view your order history, and generate reports on your Dashboard.



Family Functions

- ① **Express Order.** Quickly add products to your cart from one page, perfect when you know exactly what you're looking for. Learn more on [page 8](#).
- ② **View ScripNow.** Your Wallet contains all your ScripNow eCards and information on registered reload cards. Learn more about the Wallet on [page 18](#).
- ③ **Shopping Lists.** Set up shopping lists to quickly add products you regularly order to your cart. Learn more on [page 9](#).
- ④ **Change Profile / Password.** Use this page to change your username, email, and default address.
- ⑤ **Manage Non-Profits.** This page shows which non-profits you have linked to your account, and allows you to add new ones. If your account is linked to multiple organizations, you can set a default that is selected automatically when you login.
- ⑥ **Messages.** Send and receive messages from your Coordinator.
- ⑦ **Order History.** View your full order and rebate history.
- ⑧ **PrestoPay.** Sign up for our secure online payment system, PrestoPay, if your program has enabled it. Learn more on [page 21](#).
- ⑨ **Specials.** View all the current bonus rebates.
- ⑩ **Reminders.** Set reminders for yourself to place weekly orders.
- ⑪ **Reports.** Generate reports for order details, history, and rebate summaries.

Dashboard

Your Organization:
GLSC Employee Purchases


Your Coordinator:
Emily Nemmers
(616) 827-8180
csglscrip@gmail.com


Announcements [View All](#)


[Presto-Pay for your lunch with "Cafe" Scrip!](#)

February 23

Family Functions

①  [Express Order](#)

②  [View ScripNow](#)

③  [Shopping Lists](#)

Your Orders
Review and manage your purchases

④ [Change Profile / Password](#)

⑤ [Manage Non-Profits](#)

⑥ [Messages](#)

⑦ [Order History](#)

⑧ [PrestoPay](#)

⑨ [Specials](#)

⑩ [Reminders](#)

⑪ [Reports](#)

Types of Scrip

Physical Cards

Physical cards are normal gift cards just like you'd get at the store. When you place an order for physical cards, your Coordinator will include them in their organization order and distribute them to you when they arrive. Ask your Coordinator about your program's ordering schedule to make sure you get your scrip when you need it!

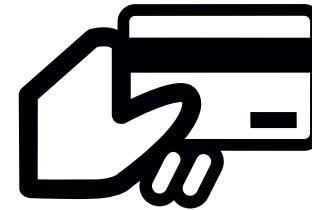
ScripNow eCards

You can order [ScripNow](#) electronic gift cards on ShopWithScrip.com. The eCard will be delivered right to your ShopWithScrip account. You can print it out on your home printer and use it in stores just like a physical gift card, or you can use it for online shopping by entering the card number and PIN at the checkout page.

Reload & ReloadNow

[Reloading](#) is a time-saving option that allows you to add funds to gift cards you've already purchased through ShopWithScrip. Here are a few guidelines to remember when reloading gift cards:

- When Reload orders are placed and paid for before 3:30 p.m. EST, Monday through Friday, the funds will be added to your card overnight! If you pay by check, the funds will be on your card the day after the order is released by your Coordinator.
- Plus, for a growing number of retailers, you can add funds to your cards even faster with ReloadNow™. When you pay for your order with PrestoPay™, funds will be added to your card in minutes, 24 hours a day/7 days a week. If you pay by check, the funds will be on your card minutes after the order is released by your Coordinator.




Ordering Scrip

Shop Page

Use the Shop page to browse the 700+ stores that offer scrip. You can sort and filter through stores in a few different ways:


- ① **Sorting** – View stores either in alphabetical order, or with the most popular first. You can also use the letters across the top of the page to find stores by their starting letter.
- ② **Narrowing Your Results** – In the sidebar to the left, you can check boxes to narrow your selection:
 - View specific categories, like home improvement or grocery.
 - Only list stores with a certain card type available: physical, Reload, or ScripNow.
 - Highlight a range of rebate percentages or available denominations.
- ③ **Scrip Vacations** – If you're interested in paying for a vacation with scrip, click **Get Started**.
- ④ **Retailer Lists** – These links will generate PDF lists including all the stores we have available.



Express Order

If you already know the scrip you want to order, start typing the store's name to quickly find products and add them to your cart.

[Browse](#) [Express Order](#) [Specials](#) [Shopping Lists](#)



Express Order

Quickly add items by name to your cart:

Items Added

Product	Card Type	Qty.	Rebate	\$ Value	\$ Total
Total		0			\$0.00

Specials

This page lists all the current products offering bonus rebates. You can also identify products on bonus by the orange "Special Offer" banner displayed on their logo.

Special Offers					
Product	Bonus	Normal	Start	End	
Bed Bath & Beyond \$25	8%	7%	3/7/2015	3/20/2015	ADD TO CART
Bed Bath & Beyond \$100	8%	7%	3/7/2015	3/20/2015	ADD TO CART
Cabela's \$25	12%	11%	3/7/2015	3/20/2015	ADD TO CART
Cabela's \$50 ScripNow!	12%	11%	3/7/2015	3/20/2015	ADD TO CART
Cabela's \$100	12%	11%	3/7/2015	3/20/2015	ADD TO CART
Cabela's \$100 ScripNow!	12%	11%	3/7/2015	3/20/2015	ADD TO CART

Shopping Lists

You can set up shopping lists to quickly add products you regularly order to your cart. For example, you could set up a shopping list for the gas and grocery scrip you order every week.

Shopping Lists

NEW SHOPPING LIST

You can create a weekly list for things you order regularly like gas and groceries, and a monthly list for scrip you purchase a little less often. You'll be able to add the list items to your cart all at once and place your order in no time!

Favorites

SELECT

ADD SELECTED TO CART

⚙

Product	Card Type	Qty.	Rebate	\$ Rebate	\$ Amount	Gift?
<input type="checkbox"/> Panera Bread \$25	Plastic	<input type="text" value="1"/>	9%	\$2.25	\$25.00	<input type="checkbox"/>
<input type="checkbox"/> iTunes \$15 ScripNow!	ScripNow	1	5%	\$0.75	<input type="text" value="\$ 15"/>	<input type="checkbox"/>
Order Subtotal		2		\$3.00	\$40.00	

Gas + Groceries

SELECT


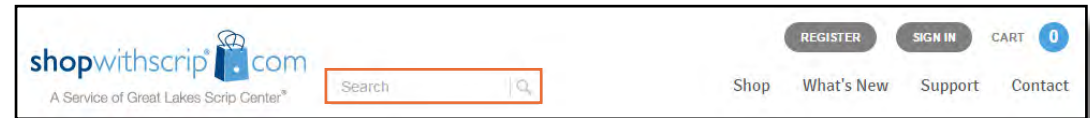
ADD SELECTED TO CART

⚙

Product	Card Type	Qty.	Rebate	\$ Rebate	\$ Amount	Gift?
<input type="checkbox"/> Meijer \$100	Plastic	<input type="text" value="1"/>	3%	\$3.00	\$100.00	<input type="checkbox"/>
<input type="checkbox"/> Speedway \$100	Plastic	<input type="text" value="1"/>	4%	\$4.00	\$100.00	<input type="checkbox"/>
Order Subtotal		2		\$7.00	\$200.00	

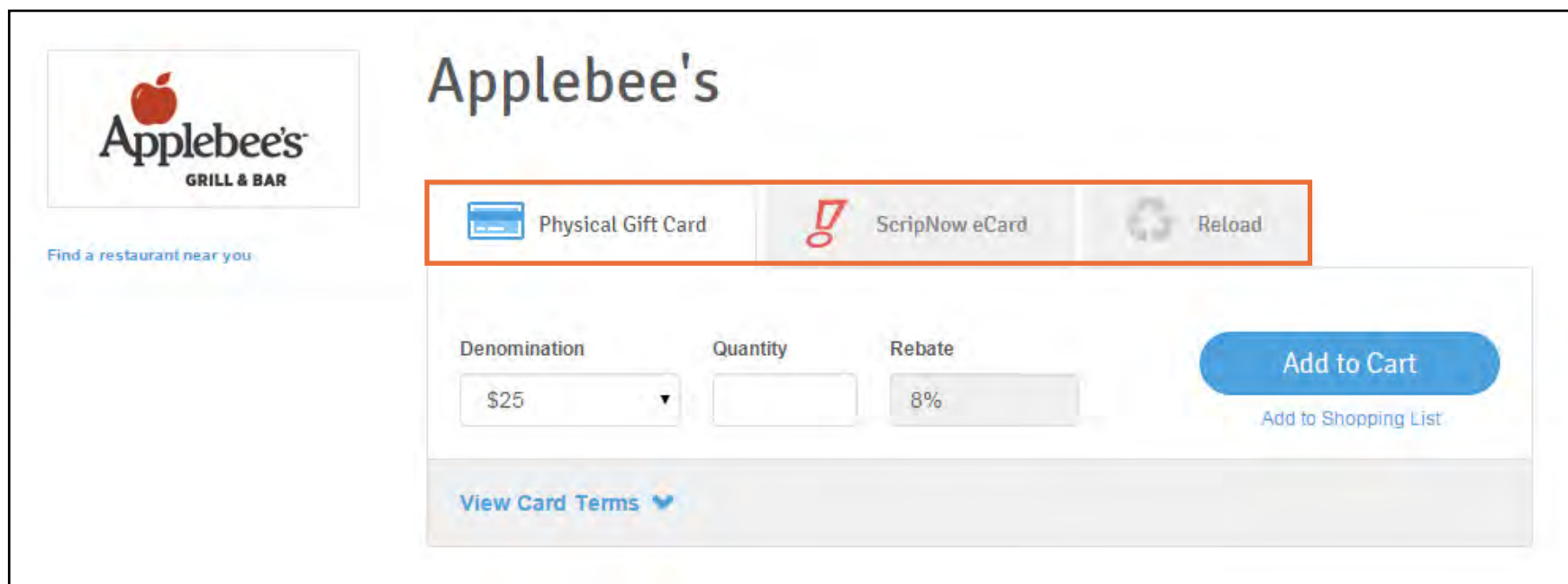
Search Bar

Start typing a store's name and then select it from the dropdown menu to go directly to their brand page. The search bar will also find results from our support pages and What's New articles.



Brand Detail Page

Use the tabs at the top of the page to choose between Physical cards, ScripNow, and Reload or ReloadNow. If any product types are not available, they will be grayed out.



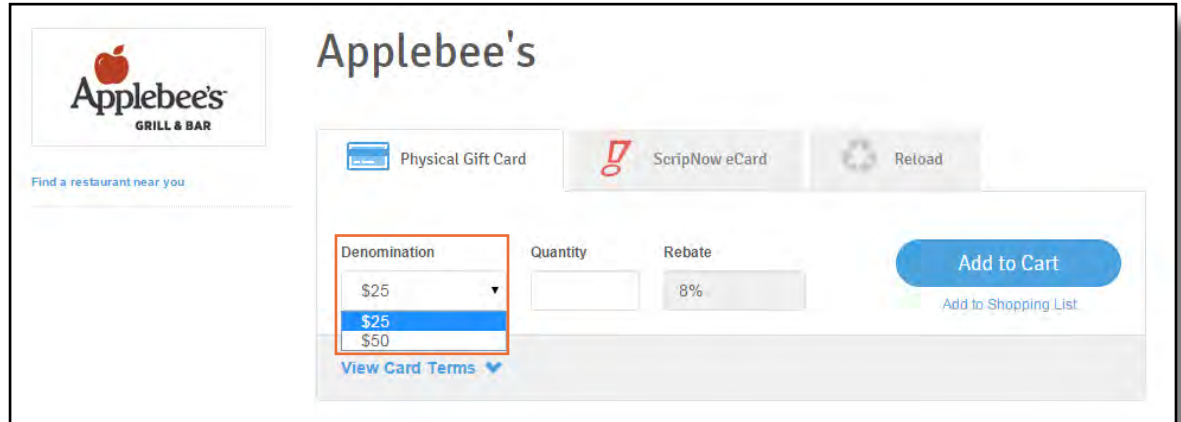
The screenshot displays the Applebee's brand detail page. On the left, there is a logo for Applebee's GRILL & BAR and a link to "Find a restaurant near you". The main header features the Applebee's name. Below the header, a horizontal tab bar is visible, with the "Physical Gift Card" tab selected and highlighted by an orange border. The other tabs, "ScripNow eCard" and "Reload", are grayed out. Below the tabs, there is a form with three input fields: "Denomination" (set to \$25), "Quantity" (empty), and "Rebate" (set to 8%). To the right of these fields is a blue "Add to Cart" button and a link to "Add to Shopping List". At the bottom of the form, there is a link to "View Card Terms" with a heart icon.

Denomination	Quantity	Rebate
\$25		8%

[View Card Terms](#)

Ordering Physical Cards

Select a denomination from the dropdown menu.



Applebee's GRILL & BAR

Find a restaurant near you

Physical Gift Card ScripNow eCard Reload

Denomination: \$25 (selected), \$50, \$100

Quantity: 1

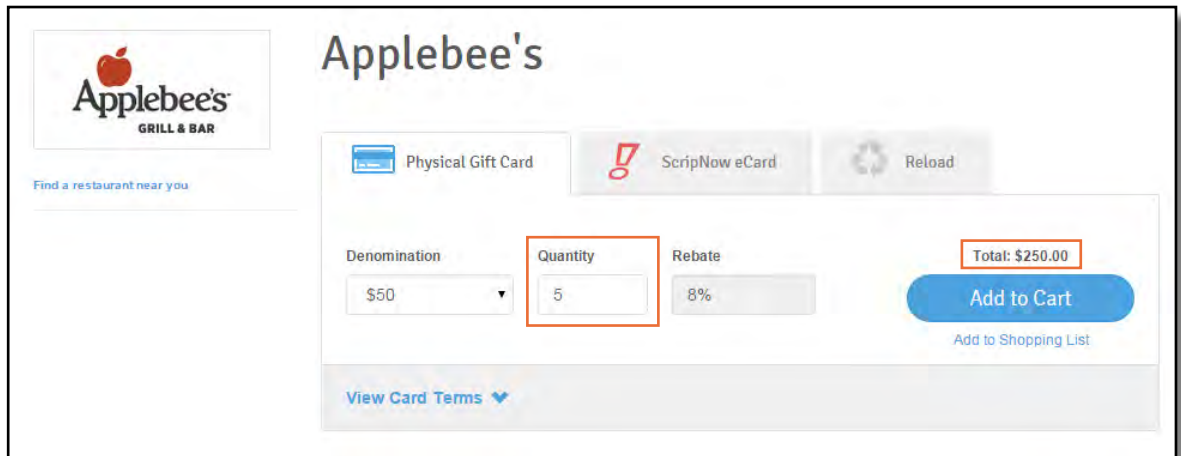
Rebate: 8%

Add to Cart

Add to Shopping List

View Card Terms

Enter a quantity (number of cards to order). After you do this, the total cost will appear above the **Add to Cart** button.



Applebee's GRILL & BAR

Find a restaurant near you

Physical Gift Card ScripNow eCard Reload

Denomination: \$50

Quantity: 5

Rebate: 8%

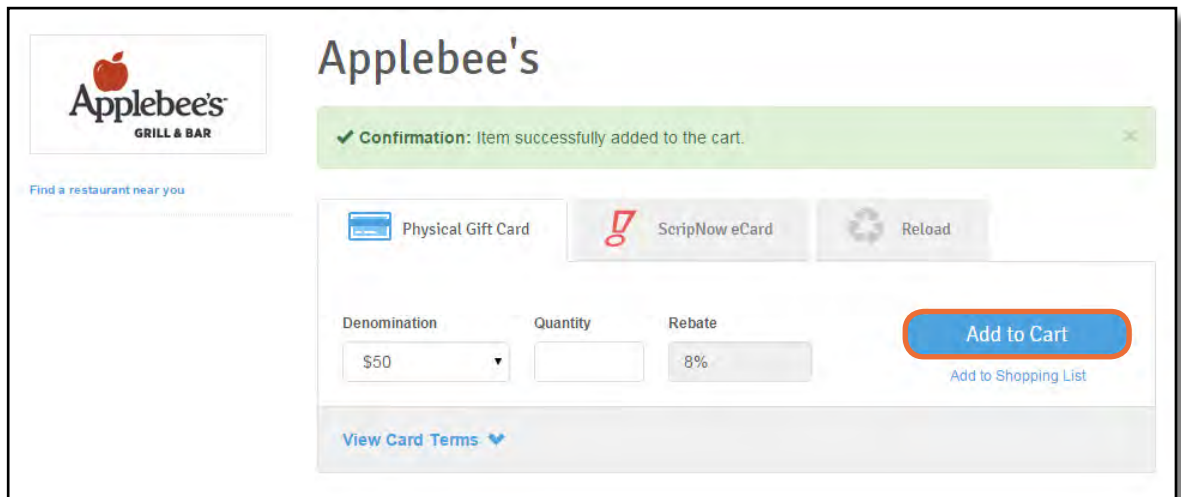
Total: \$250.00

Add to Cart

Add to Shopping List

View Card Terms

Click the **Add to Cart** button and you will receive a confirmation.



Applebee's GRILL & BAR

Find a restaurant near you

Physical Gift Card ScripNow eCard Reload

Denomination: \$50

Quantity: 1

Rebate: 8%

Add to Cart

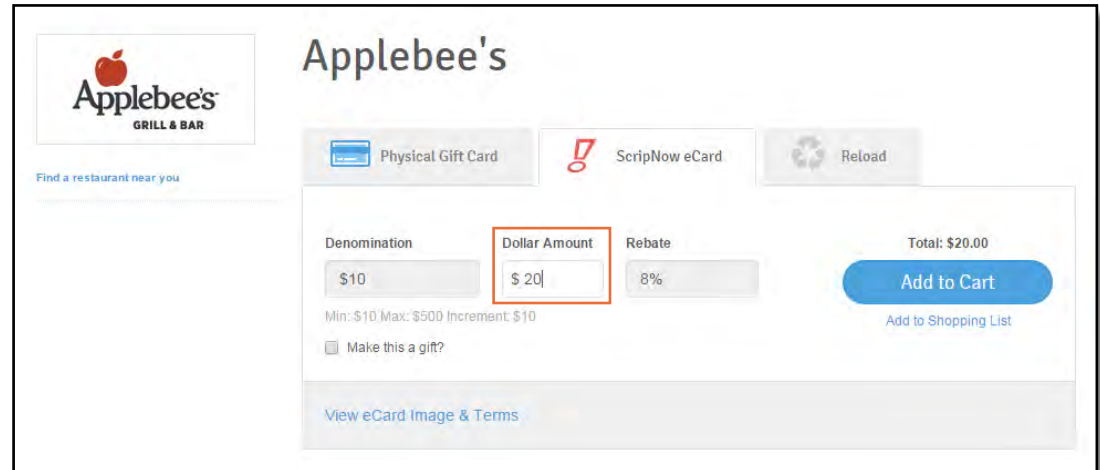
Add to Shopping List

View Card Terms

Confirmation: Item successfully added to the cart.

Ordering ScripNow eCards

Enter a dollar amount. Many ScripNow eCards have a minimum & maximum possible value, and must be ordered in increments of \$10. Some ScripNow is available in fixed denominations.



Applebee's

Physical Gift Card ScripNow eCard Reload

Denomination Dollar Amount Rebate Total: \$20.00

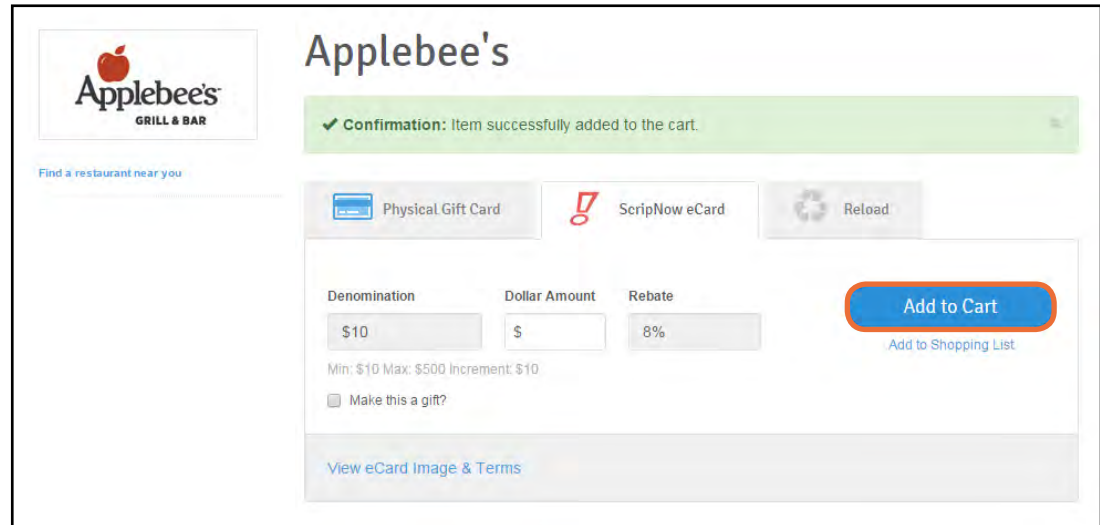
\$10 \$ 20 8% Add to Cart

Min: \$10 Max: \$500 Increment: \$10 Add to Shopping List

☐ Make this a gift?

[View eCard Image & Terms](#)

Click **Add to Cart** and you will receive a confirmation.



Applebee's

Physical Gift Card ScripNow eCard Reload

Confirmation: Item successfully added to the cart.

Denomination Dollar Amount Rebate Add to Cart

\$10 \$ 8% Add to Shopping List

Min: \$10 Max: \$500 Increment: \$10

☐ Make this a gift?

[View eCard Image & Terms](#)

Ordering a ScripNow eGift

You can also send ScripNow eGifts, delivered directly to someone's email address, even if they're not a scrip shopper.

- 1 Enter a dollar amount.
- 2 Check the box next to "Make this a gift?"
- 3 Enter a personal message, if you want, and choose a display image for the eGift.
- 4 Choose to deliver it now, or schedule a delivery date in the future.
- 5 Enter the recipient's name and email address.
- 6 Enter your name and phone number.
- 7 Make sure your settings are accurate, then click **Next**.

4

Delivery

When:* **NOW** **FUTURE DATE**

03/11/2015

About the Recipient

Name:*

Email:*

Confirm Email:*

About You

Name:*

Phone:*

What is this?

Physical Gift Card ScripNow eCard Reload

Denomination \$10 Dollar Amount \$ Rebate 8%

Min: \$10 Max: \$500 Increment: \$10

2 ☒ Make this a gift?

Gift Options

Personal Message

3

150 characters remaining

Select a display image

Applebee's

Delivery

When:* 4 **NOW** **FUTURE DATE**

About the Recipient

Name:* 5

Email:*

Confirm Email:*

About You

Name:* 6

Phone:*

What is this?

7 **NEXT**

Ordering Reload & ReloadNow

If you already have a registered card, select it by name from the dropdown menu.

The screenshot shows the Safeway ReloadNow interface. At the top, there are three tabs: 'Physical Gift Card', 'ScripNow eCard', and 'ReloadNow'. Below the tabs, there are input fields for 'Denomination' (with a dropdown set to 'Enter your own'), 'Dollar Amount' (with a '\$' symbol), and 'Rebate' (set to '4%'). A blue 'Add to Cart' button is visible, along with a link to 'Add to Shopping List'. A dropdown menu titled 'Select Your Registered Card' is highlighted with a red box, showing 'Dad's Safeway Card' as the selected option. Below this dropdown are links for 'Edit Card / Register Another Card / Unregister This Card'. At the bottom, there is a link for 'Additional Reload Information'.

To register a new card:

- 1 Enter the card number.
- 2 Pick a name for the card.
- 3 Enter the card pin if it has one.
- 4 Click **Register Card**.

The next time you reload the card, it will be listed in the dropdown menu.

The screenshot shows the Safeway ReloadNow interface with the 'Register Card' form. The 'Physical Gift Card' tab is selected. The form includes input fields for 'Card No.' (labeled 1), 'Card Name' (labeled 2), and 'Card Pin (if Applicable)' (labeled 3). A blue 'Register Card' button (labeled 4) is prominently displayed. Below the input fields, there is a note: 'Enter the security pin on the back of your card, if available'. A 'CANCEL' button is located at the bottom left of the form. At the bottom of the page, there is a link for 'Additional Reload Information'.

Enter a dollar amount. Reload and ReloadNow have a minimum & maximum possible value. Gift cards also have a maximum card balance. Click **Additional Reload Information** for details on reloading a specific card.

The screenshot shows the 'ReloadNow' tab selected. At the top, there are three tabs: 'Physical Gift Card', 'ScripNow eCard', and 'ReloadNow'. Below the tabs, there are three input fields: 'Denomination' with a button 'Enter your own', 'Dollar Amount' with a text box containing '\$ 35' (highlighted with a red box), and 'Rebate' with a button '4%'. To the right of these fields, it says 'Total: \$35.00'. Below the fields, there is a dropdown menu labeled 'Select Your Registered Card' with 'Dad's Safeway Card' selected. At the bottom, there is a button 'Additional Reload Information' with a heart icon (highlighted with a red box). On the right side, there are two buttons: 'Add to Cart' and 'Add to Shopping List'.

Click **Add to Cart** and you will receive a confirmation.

The screenshot shows the 'ReloadNow' tab selected. At the top, there is a green confirmation message: '✓ Confirmation: Item successfully added to the cart.' Below the message, there are three input fields: 'Denomination' with a button 'Enter your own', 'Dollar Amount' with a text box containing '\$' (highlighted with a red box), and 'Rebate' with a button '4%'. To the right of these fields, there is a button 'Add to Cart'. Below the fields, there is a dropdown menu labeled 'Select Your Registered Card' with 'Dad's Safeway Card' selected. At the bottom, there is a button 'Additional Reload Information' with a heart icon. On the right side, there are two buttons: 'Add to Cart' and 'Add to Shopping List'.

Cart Breakdown

When you're ready to submit your order, click the cart icon at the top of the page on the right-hand side..



- ① Your active non-profit is listed at the top of the page, and you can change it from the dropdown menu.
- ② Edit or delete products in your cart. Change the quantity of physical cards, or change the amount for ScripNow and Reload.
- ③ View your order summary and choose to pay with PrestoPay or by check. There is a \$0.15 convenience fee for PrestoPay orders.
- ④ Click **Submit Order**.

ScripNow, Reload, and ReloadNow products cannot be returned or cancelled once the order is submitted.

Organization: ① My Scrip Organization

Product	Qty.	Rebate	\$ Rebate	\$ Amount
RELOAD CARDS				
② Safeway ReloadNow (\$100 Safeway Card ReloadNow FUT)	1	4%	\$1.40	\$ 35
Order Subtotal	1		\$1.40	\$35.00

CLEAR CART

SUBWAY Gift Card \$10
CARD TYPE: PLASTIC
AMOUNT: \$10.00
REBATE: 6%

ADD TO CART

Lands' End \$25
CARD TYPE: PLASTIC
AMOUNT: \$25.00
REBATE: 16%

ADD TO CART

AMC Theatres/Loews Cineplex \$25
CARD TYPE: PLASTIC
AMOUNT: \$25.00
REBATE: 8%

ADD TO CART

iTunes \$15
CARD TYPE: PLASTIC
AMOUNT: \$15.00
REBATE: 5%

ADD TO CART

③ Payment Options

PrestoPay Check

Order Summary

Rebate Total \$1.40

Order Total \$35.00

④ Submit Order

[Add all to List](#)

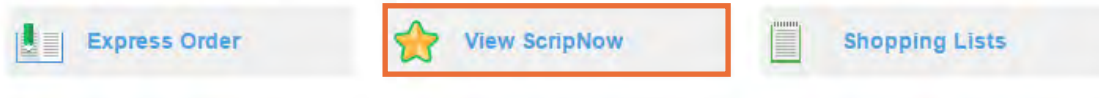
Using Your Wallet

Your Wallet, accessible from the Dashboard by clicking **View ScripNow**, contains all your ScripNow eCards and information on registered reloadable cards.

ScripNow in the Wallet

- 1 **Unclaimed ScripNow.** eCards you have ordered, but haven't accessed yet. Each entry lists the date you ordered it along with the value, and you can click the "View" link to open up your eCard to print or use the online code.
- 2 **Viewed ScripNow.** eCards you have already accessed. If you don't use the full value at one time, you can click the amount listed under "Balance" to enter the amount left on the eCard. When it's fully used, you can click "Hide" to remove the eCard from view. At any time, you can check the "Show Hidden" box to view all your hidden ScripNow.
- 3 **Gifted ScripNow.** Here you can see all the delivered ScripNow you have sent as eGifts. The recipient is listed with their email address, along with a confirmation and the date it was delivered.

Family Functions



ScripNow

Reloads

1

Unclaimed ScripNow

Product	Order Date ▼	\$ Amount	
iTunes \$50 ScripNow!	8/12/2014	\$50.00	View

2

Viewed ScripNow

Filter by Date Range:

Last 90 Days ▼

RESET

☐ Show Hidden

Product	Order Date ▼	\$ Balance	Entered Balance	
P.F. Chang's ScripNow!	3/1/2015	\$50.00	1	Hide

3

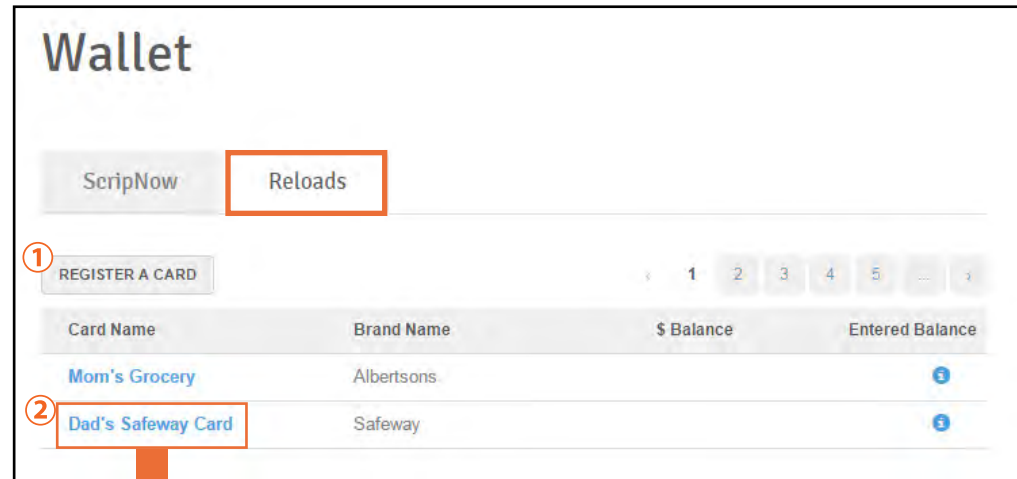
Gifted ScripNow

Card Name	\$ Amount	Recipient	Delivery Date	Delivered
Toys"R"Us/Babies"R"Us ScripNow!	\$80.00	Cindy (sbalunch@gmail.com)	12/16/2014	Yes

Reload in the Wallet

You can also click the **Reloads** tab to view all your reloadable cards.

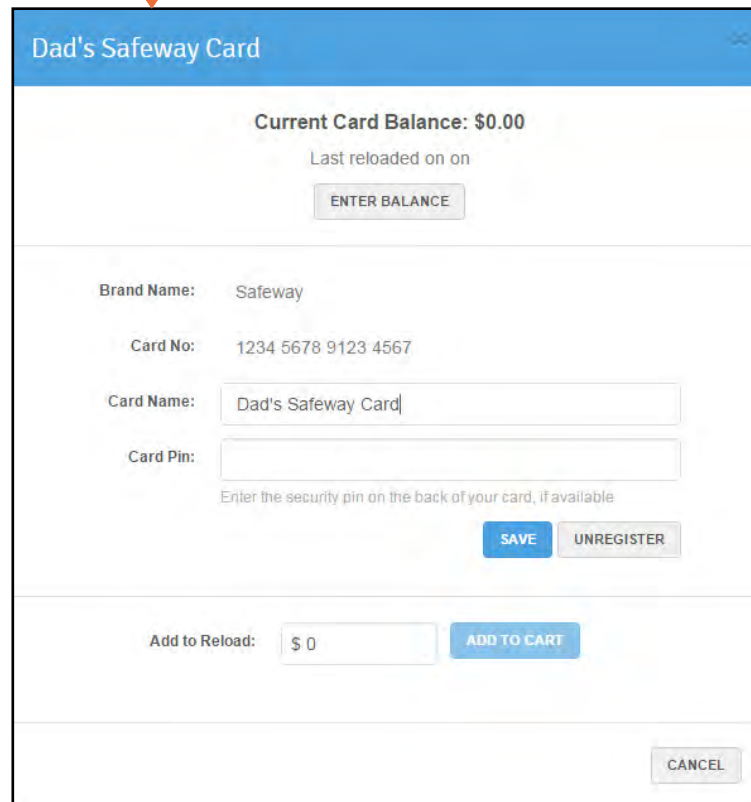
- 1 Click **Register a Card** to register a new card, or see the list of cards you've already registered below.



The screenshot shows the 'Wallet' interface with the 'Reloads' tab selected. A red box highlights the 'Reloads' tab. Below it, a red circle with the number '1' points to the 'REGISTER A CARD' button. A table lists registered cards with columns for Card Name, Brand Name, \$ Balance, and Entered Balance. The first card is 'Mom's Grocery' by 'Albertsons'. The second card, 'Dad's Safeway Card', is highlighted with a red box and a red circle with the number '2'.

Card Name	Brand Name	\$ Balance	Entered Balance
Mom's Grocery	Albertsons		
Dad's Safeway Card	Safeway		

- 2 Click a card's name to view the card's number, track its balance, save the security PIN, change the name, or reload it.



The screenshot shows the details for 'Dad's Safeway Card'. It displays the current card balance as \$0.00 and the last reload date. Below this, there are fields for Brand Name (Safeway), Card No (1234 5678 9123 4567), Card Name (Dad's Safeway Card), and Card Pin. There are buttons for 'ENTER BALANCE', 'SAVE', and 'UNREGISTER'. At the bottom, there is an 'Add to Reload' section with a '\$ 0' input field and an 'ADD TO CART' button. A 'CANCEL' button is at the bottom right.

Current Card Balance: \$0.00
Last reloaded on on
ENTER BALANCE

Brand Name: Safeway
Card No: 1234 5678 9123 4567
Card Name: Dad's Safeway Card
Card Pin:
Enter the security pin on the back of your card, if available

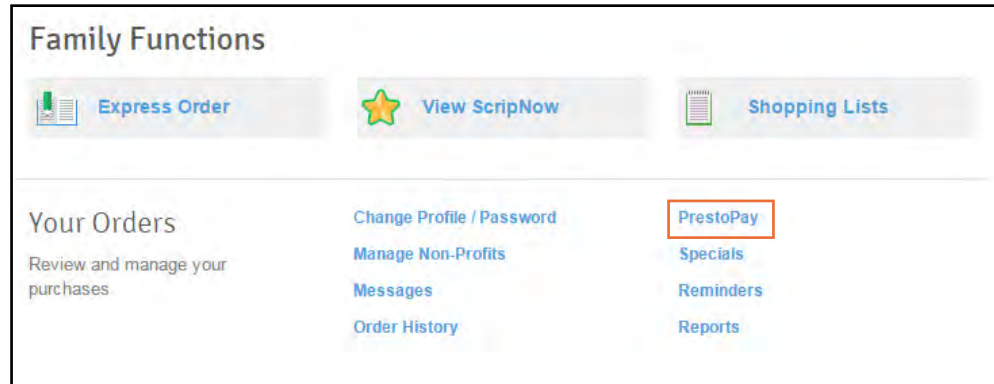
SAVE UNREGISTER

Add to Reload: \$ 0 ADD TO CART

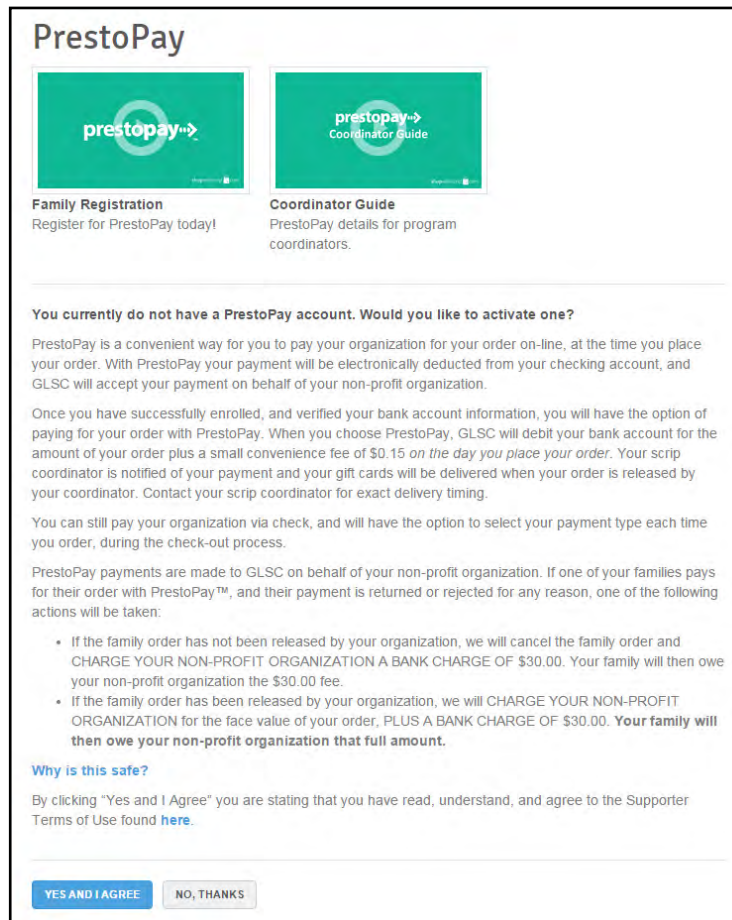
CANCEL

PrestoPay

If your Coordinator has enabled it for your organization, you can sign up for PrestoPay, our secure online payment system. Just click the **PrestoPay** link under Family Functions on your Dashboard.



Read through the terms and conditions carefully, then click **Yes and I Agree**.



- ① Enter your bank name, and choose a name for this account.
- ② Select your account type, then enter your routing number and account number. These numbers can be found at the bottom of a check.
- ③ Enter your personal information, including address, phone number, last 4 digits of your SSN, and date of birth.
- ④ Enter the CAPTCHA code shown in the image, then click **Next**.

Please enter your account information below.

① Bank Name:*

Account Name:*

② Account Type:* ☒ Checking
☐ Savings

Routing Number:*

[What is this?](#)

Account Number:*

Please enter your account holder information below.

③ First Name:*

Last Name:*

Address:*

Address 2:

City:*

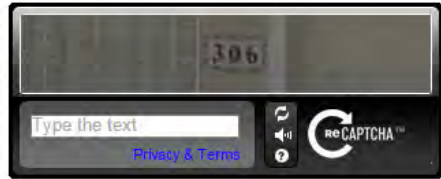
State:*

Zip Code:*

Phone Number:*

Last 4 digits of SSN:*

Date of Birth:*

④ Validation: 

④ Validation:

[Privacy & Terms](#)

[reCAPTCHA](#)

To verify your account, 2 small deposits will be made to your bank account within the next 2 business days. When you see them, return to your Dashboard and click the PrestoPay link again.

- ① Enter the 2 deposit amounts.
- ② Enter and confirm a PIN for your PrestoPay account. You will need this every time you pay for an order with PrestoPay, so remember it and keep it secure.

Complete PrestoPay account verification and select your PIN.

To verify your PrestoPay account, please enter the two random numbers that were deposited in your bank account. You'll also need to choose a secure, 4-digit PIN number you will need to enter every time you checkout with PrestoPay. Keep this safe!

Bank Info

Bank Name: Bank Test

Account Name: Account Test

Account Number: *****9999

① Deposit Amounts:

Enter a dollar amount (Ex: \$0.50)

PIN Selection

Pick a number between 1000 and 9999

② PIN:

Confirm PIN:

You will receive a 4-digit approval code. Send it to your Coordinator so they can finish activating your PrestoPay account.

PrestoPay approval code

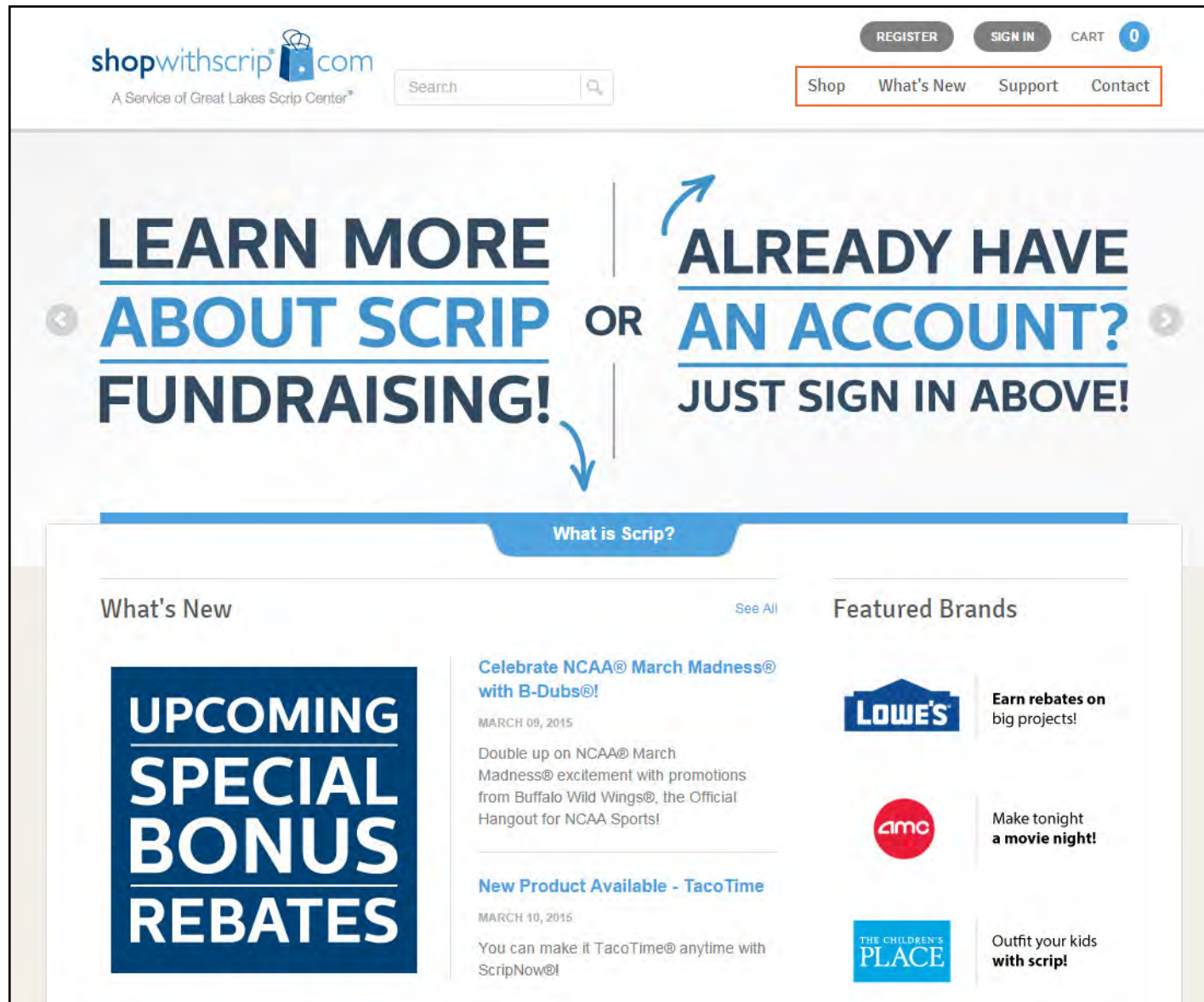
You have successfully verified your PrestoPay™ account information. To complete the enrollment process, you will need your program coordinator's approval. We will be sending you an e-mail that contains a unique approval code. Contact your coordinator with that code, and they can then approve you to make PrestoPay™ purchases. If you do not get the approval code, contact your coordinator and they can send you another.

Your PrestoPay approval code is:

4442


More ShopWithScrip.com Resources

Check out the links in the top-right of our navigation bar for more helpful resources.



What's New

You'll find all the latest scrip news on our [What's New page](#) like new product announcements, bonus rebates, special promotions and more! Check in regularly to stay on top of scrip updates and changes.



Our Latest New Products!

JANUARY 23, 2015

Don't miss new chances to earn rebates on all your shopping!

[Continue Reading »](#)

tags: [New Products](#), [2015](#)


Secure Your Account - Change Your Password Today

JANUARY 21, 2015

Have you made any New Year's resolutions yet? We have a suggestion: change your password!

[Continue Reading »](#)

tags: [2015](#)




Wet Seal Discontinued After Limited Time 20% Rebate

JANUARY 20, 2015

Please note, Wet Seal® \$25 gift cards will be available at a 20% rebate while supplies last. After our inventory is depleted, Wet Seal scrip will no longer be available.

[Continue Reading »](#)

tags: [Promotions](#), [2015](#)



New Bonus Schedule Starting January 24

JANUARY 16, 2015

Inside you'll find a list of our special bonus rebates starting next Saturday, January 24. You can click each bonus for further details.

[Continue Reading »](#)

tags: [Promotions](#), [2015](#)

Support

You may run across a question, or want to know more about everything that ShopWithScrip® has to offer. Luckily, you can find the answers to your questions in the Support section. We cover everything, from explaining the concept of scrip to using our new mobile scrip experience, [MyScripWallet™](#). If you would prefer to speak with someone directly, we will be more than happy to help! Our Customer Support team is extremely knowledgeable and would love hearing from you.

[Scrip Explained](#)
[Starting a Program](#)
[Promotional Tools](#)
Family Ordering
Family Ordering Explained
MyScripWallet Mobile
PrestoPay
Reload & ReloadNow
ScripNow eCards
[Coordinator Ordering](#)
[Program Management](#)
[Videos](#)
[FAQs](#)
[Legal](#)
[About Us](#)

Ordering Scrip for Families / Family Ordering Explained

We have 700 of your favorite brands on ShopWithScrip®, and there are a few great ways to find exactly what you are looking for!

Browse the Shop

[Browse](#) | [Express Order](#) | [Specials](#) | [Shopping Lists](#)

Filter Results: **727 items found** Per Page: 24 | Sort: Most Popular

Filter By:

Categories

\$10 and Under Gift Cards

Fall Favorites

Best Sellers

Books & Music

Card Type

Rebate %

Discontinuation

Wendy's

BUFFALO WILD WINGS

BED BATH & BEYOND

LANDS' END®

BARNES & NOBLE BN.com

RED LOBSTER

Walmart

STARBUCKS®

TARGET

amazon.com

Retailer Lists

Alphabetical List

Category List

Clicking [Shop](#) at the top of the page will open up our full selection of stores. You can use the filters on the left side of the page to look at certain categories, like home improvement or grocery, or refine your selection by rebate percentage and available denominations. Under Card Type, select [ScripNow®](#), [Reload](#), or [Physical](#) to just view products of that type. Use the sort option at the top to order them by the most popular, or by brand name to list them alphabetically. Hover your mouse over any of the logos to see that store's rebate percentage and available card types.

Don't forget to keep an eye out for our Special Offers ribbon on store logos to see bonuses! You can also click the [Specials](#) tab for a full list of current bonuses.

24

ShopWithScrip Resources


ShopWithScrip Family User Guide | © Great Lakes Scrip Center LLC

MyScripWallet

Put fundraising at your fingertips™! MyScripWallet™ is ShopWithScrip's mobile website, offering the widest selection of electronically delivered products and the highest rebates available anywhere. You can order electronic gift cards, reload physical cards, and in many cases redeem them right from your phone! And it's fully integrated with ShopWithScrip.com, so you only need one login and you can use your PrestoPay account in both places. MyScripWallet lets you shop on-the-go, earning rebates on every purchase.

You can login to MyScripWallet using your same ShopWithScrip® username and password. Once online, you can browse the full selection of direct delivery products available on ShopWithScrip.com with the same great rebates, then place an order and pay with PrestoPay right on your phone! MyScripWallet is supported on Apple and Android mobile devices—just type www.MyScripWallet.com into the browser, login, and you'll be ready to shop!

MyScripWallet also gives you access to any ScripNow® eCard you've purchased, even when you're on the go. ShopWithScrip and MyScripWallet are fully synchronized, so you'll be able to view eCards you've purchased on either site, whether you ordered them on your desktop or through MyScripWallet. Even better, many stores will allow you to redeem eCards and reloaded plastic cards right off the screen of your mobile device. If the printed eCard or physical reload card is required, you'll see that noted right on the product page.





Thank you for using ShopWithScrip.com!

Need help?

Call ShopWithScrip support at 1.800.727.4715, option 3
or e-mail us at ShopWithScrip@glscrip.com

Hours

8:00 a.m. - 4:30 p.m. Eastern, Monday - Thursday

8:00 a.m. - 4:00 p.m. Eastern, Friday

[2015 Calendar](#)