

Eatontown Public Schools

Eatontown, New Jersey

“Blending Tradition and Innovation to Drive Educational Excellence”

2019-2020 Budget Presentation



Mission Statement

- It is the mission of the Eatontown Public Schools to set high academic and social expectations for its students. By providing our students with **appropriate staffing, resources, and funding**, they will be able to reach these expectations and achieve the New Jersey Student Learning Standards.

The 2019-2020 Budget Highlights

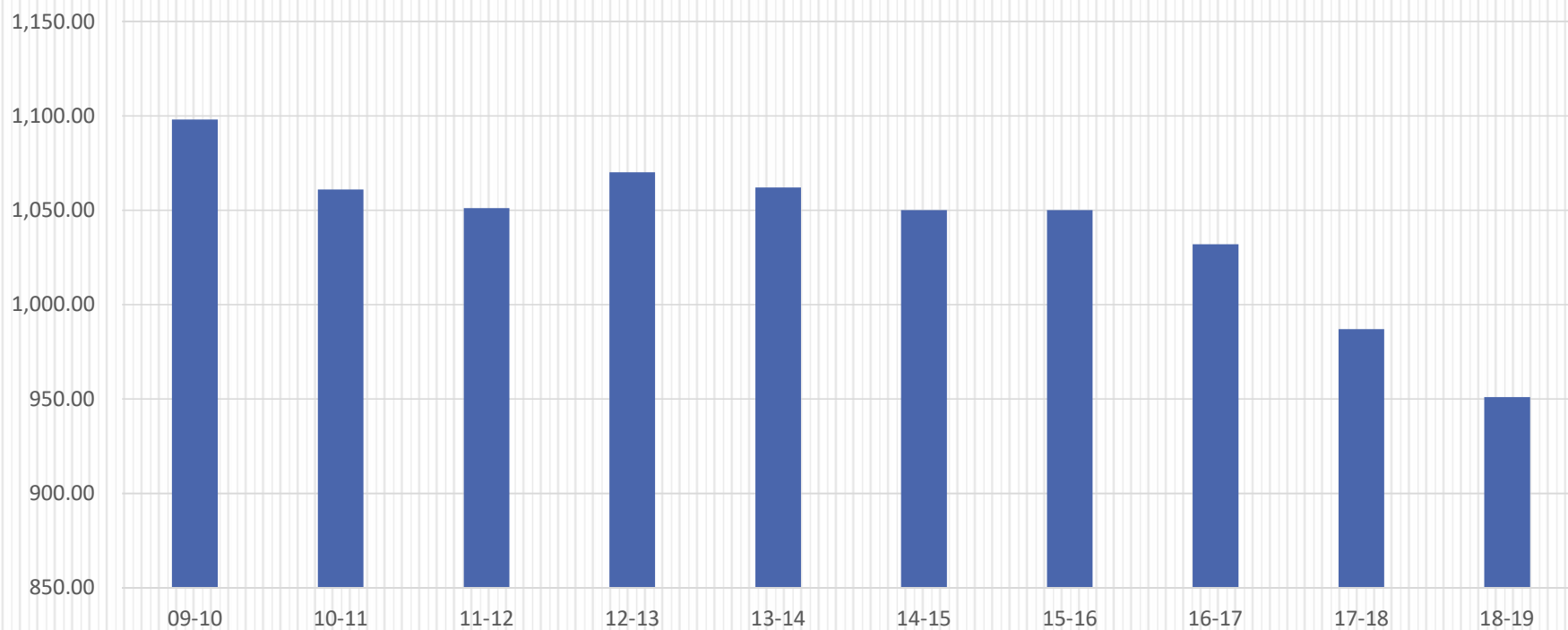
- Rigorous academic programs based on the New Jersey Student Learning Standards
- Professional development opportunities for the staff, including four Professional Development Days
- Continued investment in research-based, educational best practices
- Staffing and resources to support expanding English Language Learner and Special Education populations
- Continued support of Gifted and Talented and STEM Enrichment Programs
- Use of \$714,090 in PEEA funding to support four, full-day preschool classes
- Continued funding to support the District's Ten-Year Technology Plan
- Providing new educational materials for curriculum areas such as Science, English Language Arts, and Mathematics
- Support of facility maintenance and improvements
- Continuation of shared services arrangements

Major Factors Impacting the School Budget

- Declining Enrollment *(2013-2014- 1063 students, 2019-2020- 961 students)*
- S-2 Decrease in State Aid Continuing in 2019-2020 *-\$286,000*
- Local Economic Forces (45.01% - Free and Reduced Lunch)
- Fixed Costs
 - Supplies/Materials
 - Services
 - Salaries/Benefits
- Increase in Special Education Costs of approximately *\$173,000*
Due to Increases in Out-of-District Placements
 - State 17%
 - Monmouth County 18%
 - Eatontown 23%

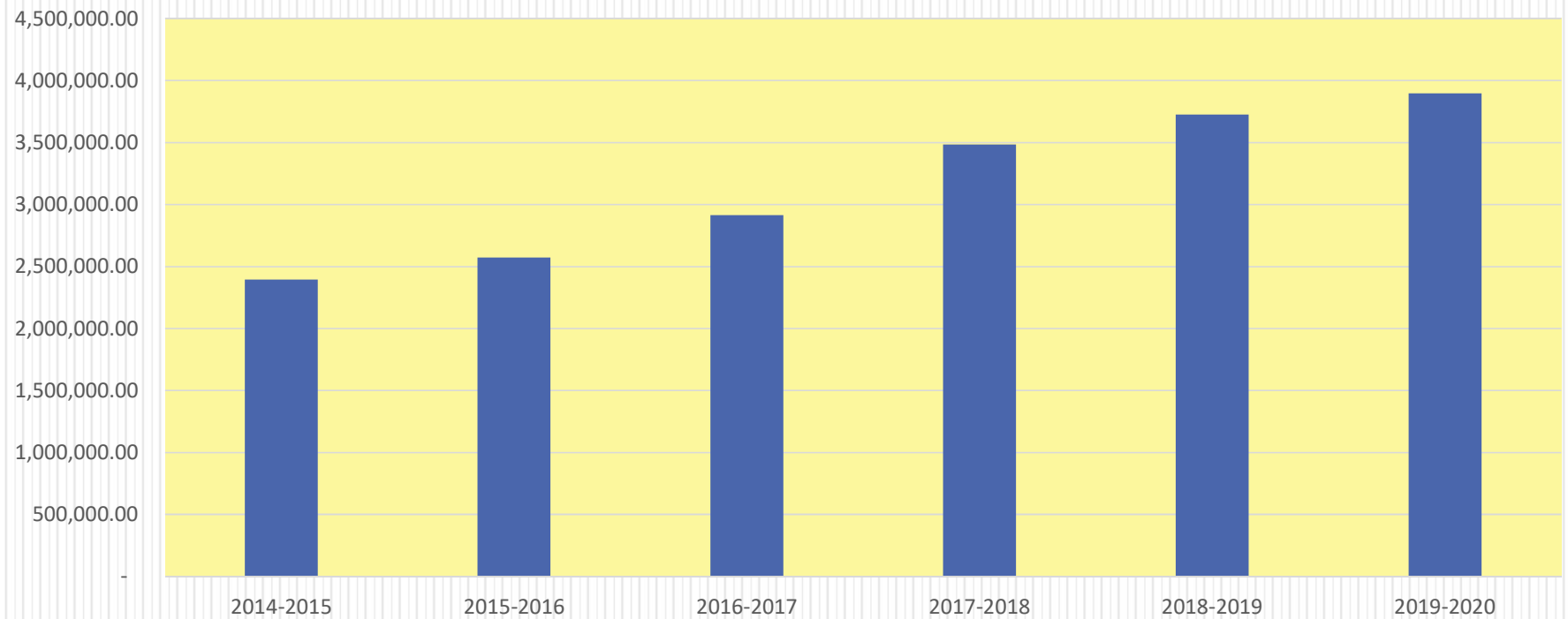
Enrollment 2009-2010 Through 2018-2019

*<http://www.nj.gov/education/data/>

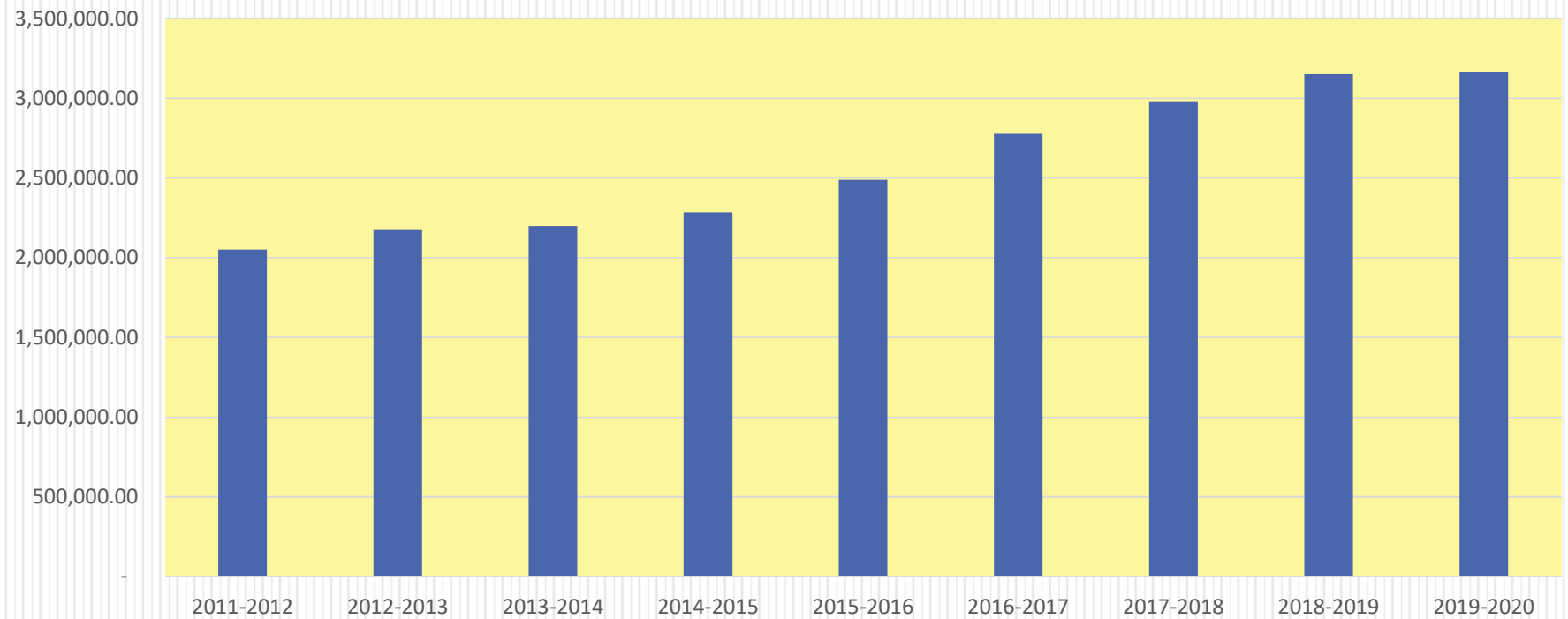


Represents a decrease of 147 students from 2009 through 2019. This equates to a 13.4 % decrease in the K-8 student population of Eatontown.

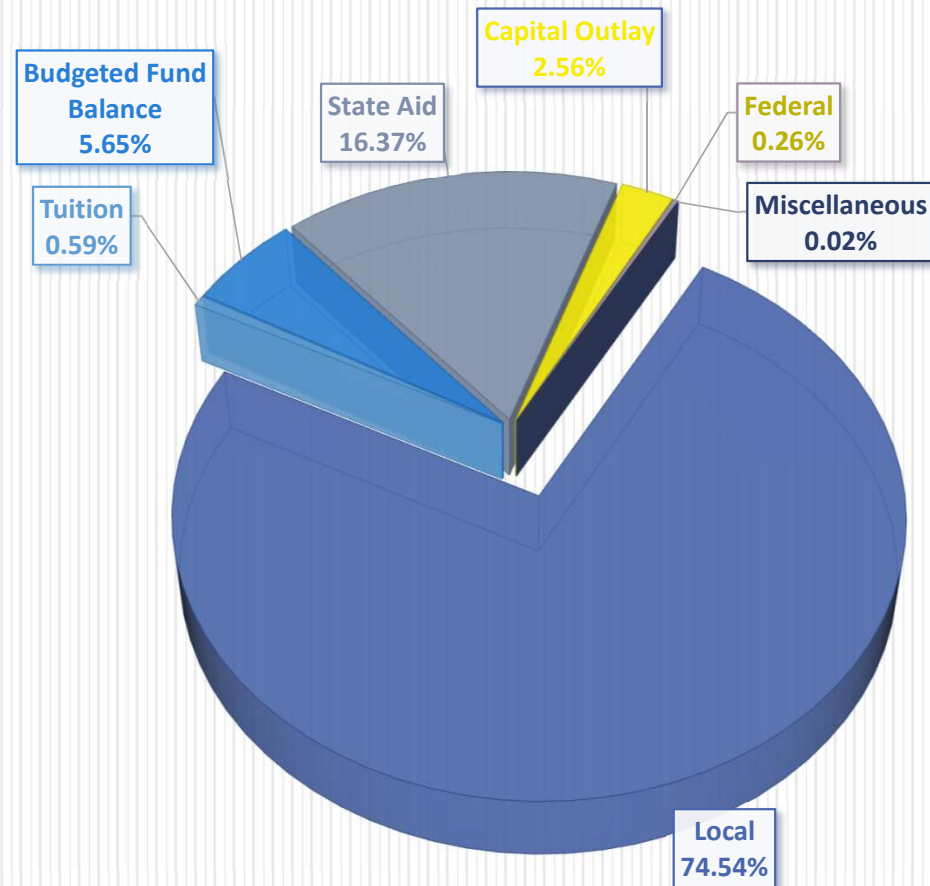
Special Education Costs



Health Insurance Costs



2019–2020 Budget Revenues

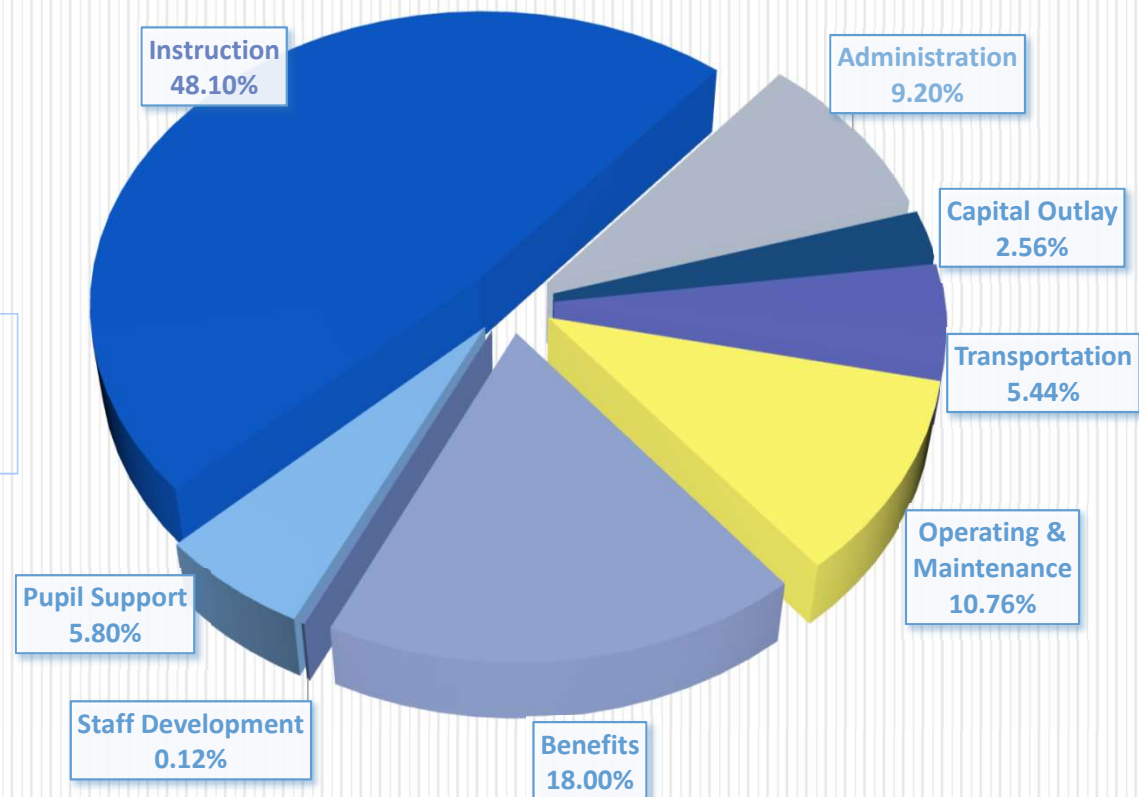


Revenues	
Local*	\$ 15,755,841
Tuition (Homeless)	125,149
Budgeted Fund Balance	1,194,151
Federal Aid	54,588
State Aid	3,460,968
Capital Outlay	541,330
Miscellaneous	<u>4,000</u>
Total	\$ 21,136,029

*Increase in General Fund is made up of the 2% Tax Cap Levy

2019-2020 Budget Expenditures

Instruction, Pupil Support, and Benefits account for 71.91% of the Budget



Anticipated Facility Improvements

• District Wide	
• IP PA System (Improve Safety)	\$ 224,000
• Switch Upgrade	\$ 38,220
• WIFI Access Points	\$ 68,110
• Water Filters on Fountains	\$ 20,000
• Replacement of HVAC Components	\$ 35,000
• Replacement of Boiler Components	\$ 30,000
• Repainting of Curbs/Parking Lines	\$ 8,000
• Refinishing of Stages and Gym Floors	\$ 10,000

*Funded through Capital, Maintenance and Emergency Reserve Withdrawals

Anticipated School Improvements

- Meadowbrook School
 - Lighting for Walkway \$ 3,000
- Woodmere School
 - Repair Cafeteria Tables \$ 10,000
 - Repair Blacktop (walkway/playground) \$ 20,000
- Vetter School
 - Lighting for Walkway \$ 3,000
 - Repair Blacktop (walkway/playground) \$ 8,000
- Memorial School
 - Installation of Canopy \$ 3,000
 - Installation of Water Fountain \$ 5,000
 - Paint School Gym \$ 15,000

*Funded through Capital and Maintenance Reserve Withdrawals

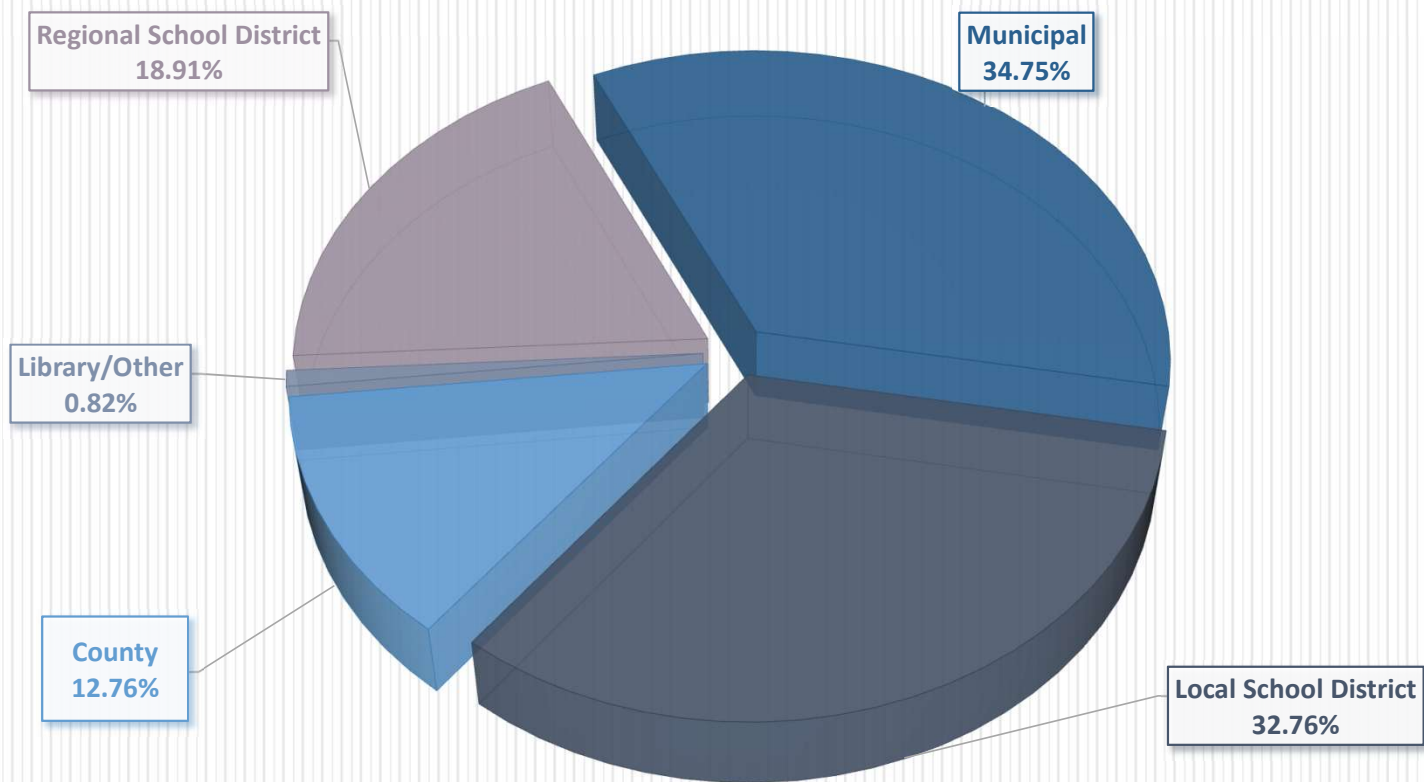
2019-2020 Technology Budget

- \$399,733 Technology Investment
 - This funding includes resources to maintain the number of student as well as staff devices, purchase of new hardware and software, assessment programs to track students' progress in English Language Arts and Mathematics, and the continuation of technology training for staff members. In addition, a plan for the refreshing of devices according to the Ten-Year Technology Plan.
 - Currently, the district supports a 1:1 student to computer ratio in Grades 2-8.
 - Supports Second Year Implementation of i-Ready Program for ELA and Math Benchmark Assessment

Calculating Your School Tax

School Year	2018-2019	2019-2020
Example Using Average Residential Assessment: (Assessed Value/100) X School Tax Rate	$(\$310,000/100) \times .766$	$(\$310,000/100) \times .771$
General Fund Tax Levy	3.03% 2% plus Banked Cap	2.00%
Ratables	\$ 2,183,604,570	\$ 2,210,173,020
Annual School Tax	\$ 2,376.00	\$ 2,390.85
Represents and Increase		\$ 14.85 / year Or \$ 1.24 / month

Property Tax Components for the Assessment Year 2018



Budget Accomplishments

- Maintains and strengthens current educational programs and services
- Expands the full-day Preschool Program from two to four classes
- Supports curriculum review and writing using Rubicon Atlas
- Addresses the needs of all students in a fiscally responsible manner
- Maintains extra/co-curricular programs
- Continues the implementation of NJ Student Learning Standards
- Supports a strong technology program to enhance teaching and learning initiatives
- Provides resources and materials to enhance teaching and learning

Budget Accomplishments

- Supports educational programs, staffing, and materials needed to address the needs of all learners (High, Middle, Low)
- Provides rich professional development experiences for staff
- Provides for additional learning opportunities for students using the Winter and Summer Learning Academies
- Continues the district managed Extended School Year Program for special education students (ESY)
- Maintains a vision for future educational and facility improvements
- Provides important safety and security upgrades
- Supports additional opportunities to support student social-emotional health as well as learning

In Closing....

“Blending Tradition and Innovation to Drive Educational Excellence”

- Over the next five years, state aid will be dramatically reduced. Under S-2 legislation, Eatontown Public Schools will lose \$2.3 million in state aid.
- If this course is not changed or at least adjusted from a fiscal standpoint, major reductions will need to occur across our district.
- This budget requires reductions in many areas including up to five staff positions.
- In July 2018, the district lost \$250,000. In March 2019, eight months later, the district lost an additional \$286,000 in state aid.
- Future budgets will require substantial reductions and cuts across the board.
- If the district had the ability to raise revenue from the tax levy from 2% to 4%, the impact on school taxes on a home valued at \$310,000 would be \$29.70 a year or \$2.48 a month.