

Murdock Middle School

2022



Dear Students and Families,

During the summer months, it is crucial that children continue to read daily to sustain their academic skills. The importance of summer reading cannot be overemphasized. Educational researchers note that some children's reading levels dropped as much as two grades when students did not read regularly over the summer months. It is really simple: the more students read, the better readers they become. Your support is a critical part of the Summer Reading Program.

All incoming grade 6-8 students are **required** to read the assigned text and complete the Summer Reading trifold.


Summer assignments (trifolds) will be counted as a project grade. The completed trifolds are due to the student's ELA teacher by **August 31st**. If the packet is not turned in on time, the expectation will be that the student will stay after school for support to complete the trifold.

If you do run into any difficulties, please do not hesitate to let us know by contacting dhiggins@winchendonk12.org, cmaillet@winchendonk12.org, hthompson@winchendonk12.org, or jvezina@winchendonk12.org.

Have an enjoyable summer and happy reading!

Sincerely,
The English Language Arts Teachers


Required Text for Grade 6



Percy Jackson and the Lightning Thief by Rick Riordan

Twelve-year-old Percy Jackson is on the most dangerous quest of his life. With the help of a satyr and a daughter of Athena, Percy must journey across the United States to catch a thief who has stolen the original weapon of mass destruction — Zeus' master bolt. Along the way, he must face a host of mythological enemies determined to stop him. Most of all, he must come to terms with a father he has never known, and an Oracle that has warned him of betrayal by a friend.


Required Text for Grade 7



Flying Lessons edited by Ellen Oh

Great stories take flight in this adventurous middle-grade anthology crafted by ten of the most recognizable and diverse authors writing today. Newbery Medalist Kwame Alexander delivers a story in-verse about a boy who just might have magical powers; National Book Award winner Jacqueline Woodson spins a tale of friendship against all odds; and Meg Medina uses wet paint to color in one girl's world with a short story that inspired her Newbery award-winner Merci Suárez Changes Gear. Plus, seven more bold voices that bring this collection to new heights with tales that challenge, inspire, and celebrate the unique talents within us all.

Required Text for Grade 8



Crossover by Kwame Alexander

"With a bolt of lightning on my kicks . . . The court is SIZZLING. My sweat is DRIZZLING. Stop all that quivering. Cuz tonight I'm delivering," announces dreadlocked, 12-year old Josh Bell. He and his twin brother Jordan are awesome on the court.

But Josh has more than basketball in his blood. He's got mad beats, too, that tell his family's story in verse, in this fast and furious middle grade novel of family and brotherhood from Kwame Alexander. Josh and Jordan must come to grips with growing up on and off the court to realize breaking the rules comes at a terrible price, as their story's heart-stopping climax proves a game-changer for the entire family.

A copy of required books can be found at the local library, and we will also have copies available to be borrowed at the Murdock Middle School office. You may also find free PDF versions of these books with a Google search.

Assignment:

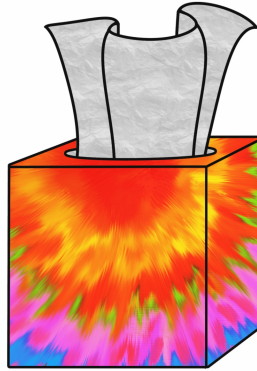
All students will complete all sections of the reading trifold for their grade's assigned book. A copy of the trifold is attached to the back of this packet.

The image shows two pages of a reading trifold form. The top page is divided into three main columns. The left column has a large empty box for a drawing or illustration, with a small 'Illustrate' icon above it. The middle column contains several sections with lines for writing, including 'What you learned', 'What you enjoyed', and 'What you didn't like'. The right column has a section for 'What you learned' and a cartoon character holding a book. The bottom page also has three columns. The left column has a large empty box for a drawing or illustration, with a small 'Illustrate' icon above it. The middle column contains several sections with lines for writing, including 'What you learned', 'What you enjoyed', and 'What you didn't like'. The right column has a section for 'What you learned' and a cartoon character holding a book. The form includes various icons and logos, such as 'Illustrate', 'Read', and 'Write'.

Name: _____

Date: _____

OPTIONAL: SECOND SUMMER READING BOOK



In addition to your **required** summer reading book from the list, you also have the opportunity to earn **EXTRA CREDIT** by reading a grade level novel of your choice!

Tissue Book Box Assignment:

- One of our Murdock Middle School students had the brilliant idea for us to offer an assignment where students could decorate a tissue box about a book they had read and voila! Tissue book boxes were born!
- Essentially, the idea is to create a visual representation of your second summer reading book that you will present in the form of a tissue box (that we can stockpile the tissues and use them later on in the year when we run out!)

Materials Needed:

- ☐ A tissue box (not used - it should have tissues in it!) - We recommend the cube shape (vs. the rectangle)
 - ☐ (Please let us know if you have any issues getting this and we can provide one!)
- ☐ Paper, pens, markers, crayons, colored pencils, etc. to decorate
- ☐ If you would like to type out certain elements or print out graphics to include on your tissue box, you may!

Directions and Requirements:

- **SIDE 1: BOOK COVER** - Design/create a (miniature) brand new book cover for your novel that somehow represents the book. Be sure to include the title of the book and the author's full name.
- **SIDE 2: CHARACTERIZATION** - Choose one major or minor character from your book. Include the character's name, a brief description of the character, and select **THREE** of the following elements of characterization to explain: (Please clearly label them)
 - **Speech:** Include a "direct quotation" from your character speaking and explain why this is important to their character as a whole, what traits this quote reveals, etc.

- **Thoughts:** Include a “direct quotation” where your character is thinking privately or reflecting internally about something and explain why this moment is important to their character as a whole, what traits the quote reveals, etc.
- **Effect:** What is your character’s effect on other characters? How do others feel or behave in reaction to this character? What do others say about this character? Be as specific as possible in how your character has impacted others.
- **Actions:** What are your character’s most important actions in the book? How does this character generally act/behave? Do the character’s actions change at all throughout the book?
- **Looks:** What does your character look like and how does this impact the book? Is there anything unique about their appearance (age, race, gender, etc.) that influences their character? What is worth noting about their appearance or how they present themselves to others?
- **SIDE 3: OVERALL MESSAGE/THEME** - What is the overall message or biggest takeaway that any reader can take away from your book? This should be a full paragraph (6-8 sentences). Please **bold** or underline the overall message and then explain how it is shown/demonstrated throughout the book.
- **SIDE 4: RECOMMENDATION** - Give the book a rating out of 5 stars (1 star = the worst, 5 stars = the best) and write 3-5 sentences explaining your rating, why you liked/disliked it, who you would recommend it to, etc. Conclude by stating whether or not the school librarian should keep/add your book to the incoming 6th, 7th, and 8th summer reading list for next year!

*Don’t forget to include **your name** and **class period** somewhere on your tissue box! (the bottom is fine)

OPTIONAL SPACE TO BRAINSTORM AND PLAN OUT YOUR FOUR SIDES:

<p style="text-align: center;">SIDE 1: BOOK COVER</p>	<p style="text-align: center;">SIDE 2: CHARACTERIZATION</p>
<p style="text-align: center;">SIDE 3: OVERALL MESSAGE/THEME</p>	<p style="text-align: center;">SIDE 4: RECOMMENDATION</p>

