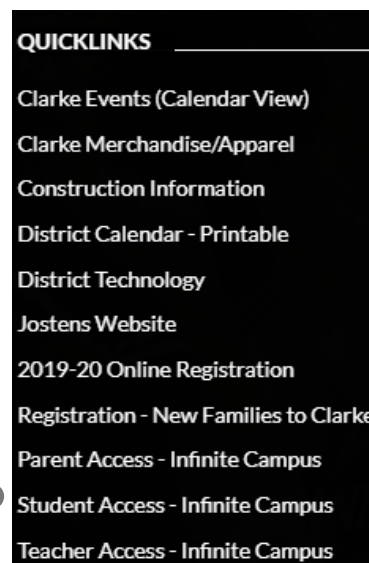


## Step 1: Go to the Infinite Campus login page on the web or your downloaded app

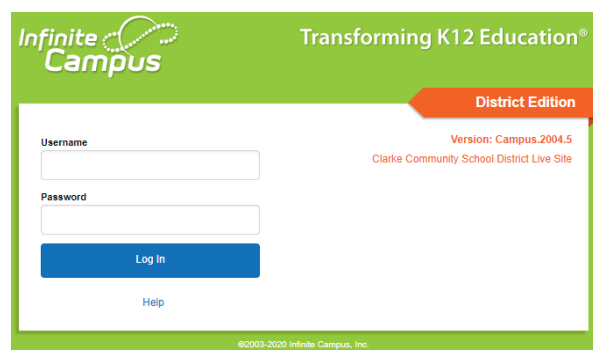

- For the app, open on your device and follow the directions below
- To access via the web:
  - Go to the Clarke website: [www.clarke.k12.ia.us](http://www.clarke.k12.ia.us)
  - Click on "Menu" at the top, right of the page




- Scroll down the menu to the Infinite Campus links (parent, student, and teacher links are available)



- Click on the link to go to the Campus login page



- Enter your old login information. You will be prompted to enter a new password.

The image shows a password change form. At the top, there is a red error message: "You are required to change your password. Please change your password now." Below this, there is a sub-message: "Your password must be strong. Enter a series of characters or a two or three word phrase that includes letters, numbers, and special characters." The form contains three input fields: "Old Password", "New Password", and "Verify New Password". Below the "New Password" field is a progress indicator showing "0%". At the bottom right, there are "Log Off" and "Save" buttons.

- After you enter your new password, you will be taken to your Campus homepage