

Franklin-Simpson High School

400 S College St • Franklin, KY 42135 • (270) 586-3273

To learn more, visit kyschoolreportcard.com



High School



Star rating lowered due to achievement gap(s)

Federal Classification:

No classification

Significant Achievement Gaps:

Disability compared to Non-Disability



Performance includes how well students perform on subject level tests, college and workforce preparedness, and graduation rate. The star rating includes more than just these metrics. More information is available at kyschoolreportcard.com

Reading & Mathematics

Percentage of students meeting or exceeding expectations on reading and mathematics tests.

Reading

50.5% above state average of **44.5%**

Mathematics

44.2% above state average of **35.3%**

Science & Writing

Percentage of students meeting or exceeding expectations on science and writing tests.

Science

35.4% above state average of **29.9%**

Writing

45.9% below state average of **50.3%**

Graduation Rate

Kentucky's graduation rate indicator averages the four and five year rates.

98.3 above state average of **91.1**

Readiness for College/Workforce

The rate at which students are demonstrating academic and/or career readiness.

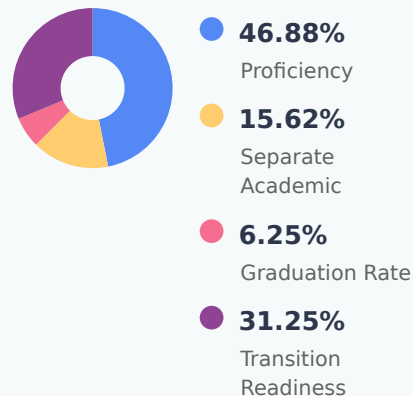
91.3 above state average of **66.8**



How Should You Use The School Report Card?

Kentucky's accountability system places students at its heart by ensuring they are well rounded, transition-ready, and prepared with the knowledge and skills needed to be successful at the next level. Use this information as a conversation starter in your community on how to improve academic performance on a local level.

How is the 5-Star Accountability Rating Calculated?



Kentucky's accountability system provides an overall star rating for each school ranging from 1 (lowest) to 5 (highest). Calculations for how many stars a school or district receives are made based on the weights of the indicators shown above.

*Percentages listed are for schools with a standard configuration of grades 9-12 and rounded to the nearest hundredth.



Access the Kentucky Department of Education School Report Card Suite at raisethebar.education.ky.gov, where you can browse school data and compare the progress of all Kentucky schools.

Franklin-Simpson High School

400 S College St • Franklin, KY 42135 • (270) 586-3273

About This School

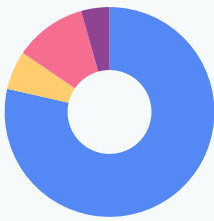
GENERAL INFORMATION

 **802** Students

 **9th - 12th** Grades

 **14:1** Student to Teacher Ratio

STUDENT DEMOGRAPHICS



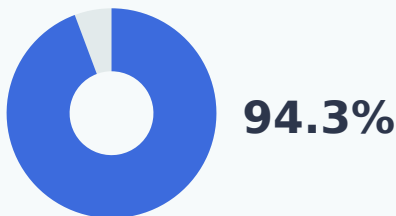
78.55% White (non-Hispanic) 630 students

5.99% Hispanic or Latino 48 students

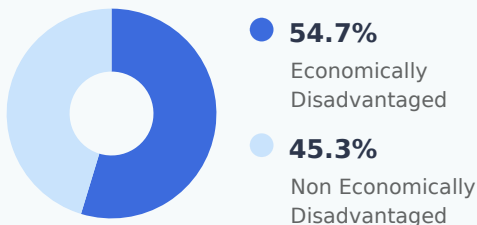
11.1% African American 89 students

4.36% Other 35 students

ATTENDANCE RATE



ECONOMICALLY DISADVANTAGED



Novice Level

Reading

26.9%  above prior year rate 25.6%

Mathematics

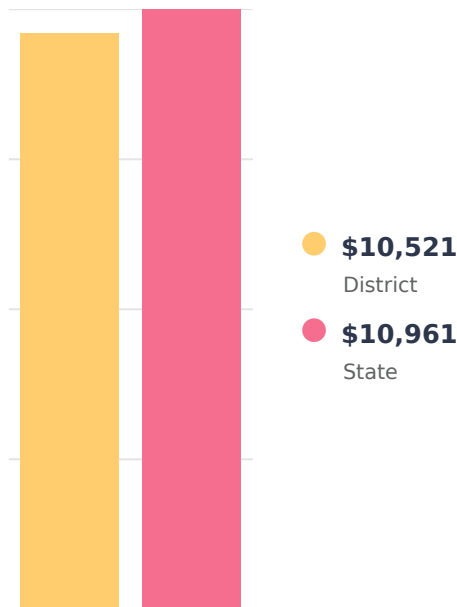
20.7%  below prior year rate 22.1%

Why is this important?

Students performing at the novice level have minimal understanding of grade level content and are in a state of “academic emergency.” The novice rate represents students performing at the lowest level in your school. The goal is to reduce the percentage of novice performance each year.

Total Spending Per Student

State and local funds: Total spending divided by student membership. Data reflects the 2017-2018 school year.



Financial data is complex and varies from district to district. Conclusions should not be drawn solely from this data. Please engage local district leaders to better understand local district revenue and spending.

For up-to-date, detailed information on your child's education, attendance, behavior, grades, and more - log onto the Campus Parent website at www.infinitecampus.com/audience/parents-students or download the Campus Student Mobile app from the Google Play Store or the Apple Store.



Access the Kentucky Department of Education School Report Card Suite at raisethebar.education.ky.gov, where you can browse school data and compare the progress of all Kentucky schools.