

# Calamity Day

Day: 7



## Reading Activities

Activity #1 - Print the "Go Fish" game cards. Play game following the directions below.

### GO FISH


Directions: Print the Go Fish cards and cut apart. Shuffle the cards and deal 5 cards to each player (2 players). Place the remaining cards face down in the center of the players. Players pick up their cards being careful that other players do not see the pictures or words on their cards. If players have any matching cards, they need to place them face down in front of them (Ex. cat, cat). The dealer (Player 1) then asks Player 2 if they have a card that matches one in their hand (ex: "Sam, do you have a ten?"). If the answer is yes, then that card must be handed over so a pair can be made. Player 1 then gets another turn. If the Player 2 doesn't have the requested card, they will say "Go Fish" and Player 1 picks a card from the pile. Player 2 will now have a turn. Continue playing following the above directions until all cards have a match.

## Activity #2 - Short Vowel Sound Review

Print the materials and complete the activity following the attached directions.

# Go Fish


cat




cat




bat




bat




bed




bed



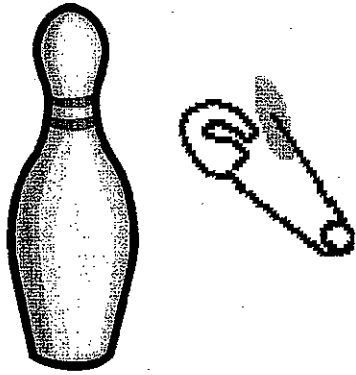
ten



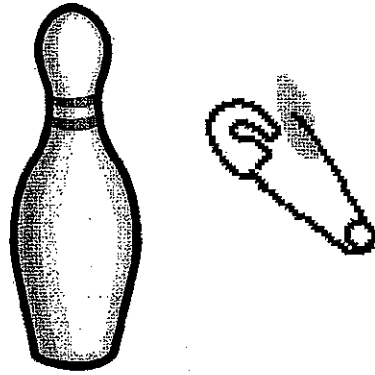
ten



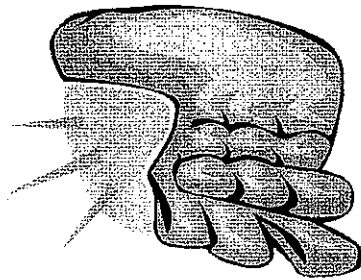
pin



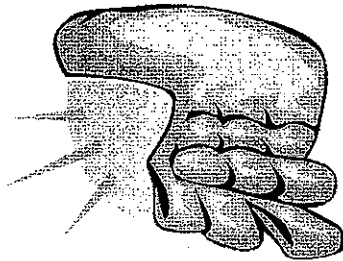
pin




wig




wig




pot




pot




top




top




sun




sun



nut



nut




man




man




red




red




pig




pig



rod




rod






cub




cub




pen




pen



him



him



fox



fox





Name: \_\_\_\_\_

Say the name of the pictures out loud. Circle the letter in the row that is the middle short vowel of the picture.




a

i



i

o



e

i



o

u



Name: \_\_\_\_\_

www.KidZone.ws  
Learning Letters  
Beginning Consonant Sounds

Say the name of the pictures out loud. Circle the letter in the row that is the middle short vowel of the picture.




u

a




u

e



u

i



u

o

# Calamity Day

Day: 7



## Math Activities

Activity #1 - Count to 100 starting from 10.

Activity #2 - Comparing Numbers to 10

Print the materials and complete the activity following the attached directions.

Name: \_\_\_\_\_

# KINDERGARTEN CALAMITY DAY MATH: COMPARING NUMBERS TO 10

Directions: Cut out the numbers on the next page. Place all the numbers face down. Turn over two cards. Compare the two numbers and paste each number under the correct category (greater than/less than). Continue until all numbers are used.

Greater Than

Less Than



1.

--	--

2.

--	--

3.

--	--

4.

--	--

5.

--	--

5	0
---	---

8	1
---	---

3	6
---	---

4	2
---	---

7	9
---	---