

Calamity Day

Day: 6

Reading Activities

Activity #1 – Choose a book from your home library and have someone read it to you. Then print and complete the “Listening Response” form and return it to school.

Activity #2 – Where Is It?

Materials: Sound boxes sheet, a counter (you can use anything you have at home for a counter) and a word list.

First, you will need to print the forms and prepare all of the materials. Then play the game following the directions below. You will need to play the game with all three sounds /s/, /p/, /m/.

1. Explain that you are going to say a list of words that all contain the /s/ sound. Some words contain the /s/ sound at the beginning, some in the middle, and some at the end.
2. If your child hears the /s/ sound at the beginning of the word, they should place the counter in the first box. If they hear the /s/ sound in the middle, they should place the counter in the center box. And if they hear the /s/ sound at the end of the word they should place their counter in the last box.
3. Please see the example below.

Word – sock

| | | |
|---|--|--|
| ● | | |
|---|--|--|

Word – missing

| | | |
|--|---|--|
| | ● | |
|--|---|--|

Word – pass

| | | |
|--|--|---|
| | | ● |
|--|--|---|






Name: _____

Listening Response



Book Title: _____

Did you like this book?



Draw your favorite part.

A large rectangular area enclosed by a dashed line, intended for the student to draw their favorite part of the book.

Word List

Sound /s/ Words

send, missing, sock, has, less, passing, messy, safe

Sound /p/ Words

Pack, mop, happy, pocket, hope, open, pudding, trap, pencil, keep

Sound /m/ Words

man, moon, ham, summer, room, hammer, made, dream, lemon

Sound Boxes

| | | |
|--|--|--|
| | | |
|--|--|--|

Calamity Day

Day: 6



Math Activities

Activity #1 – Count to 100 starting from 25.

Activity #2 – Word Problems

Materials: Word Problem Sheet

First, you will need to print the word problem sheet. Answer the word problems by drawing a picture and return the sheet to school.

Activity #3 – Make Ten Game

Materials: 2 sets of tens frames

First, you will need to print 2 sets of tens frames. Then play the game following the directions attached.

Name: _____



Problem #1

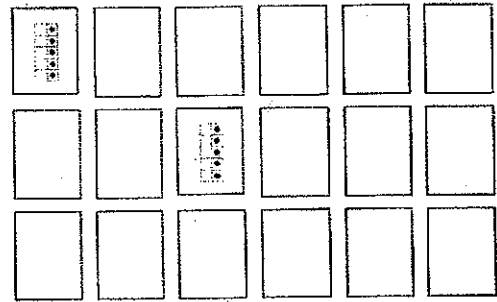
I blew up 4 blue balloons and 5 red balloons for my birthday party.
How many balloons did I blow up in all?



Problem #2

Sam had 7 toy cars. He lost 3. How many toy cars does Sam have left?

Make Ten



Materials: 2 sets of ten frames cards showing 1-9 dots

1. Work with a partner. Shuffle the cards and lay them face down in three rows of six.
2. Take turns to turn over two cards, one at a time. If the two cards add to 10 the player may keep them.
3. If the two cards do not add to 10 the cards must be turned face down again and it becomes the next player's turn.
4. Keep going until all the pairs have been found.

| | |
|---|---|
| ● | ● |
| ● | ● |
| ● | ● |
| ● | ● |
| | ● |

| | |
|---|---|
| ● | ● |
| ● | ● |
| ● | ● |
| | ● |
| | ● |

| | |
|---|---|
| ● | ● |
| ● | ● |
| | ● |
| | ● |
| | ● |

| | |
|---|---|
| ● | ● |
| | ● |
| | ● |
| | ● |
| | ● |

| | |
|--|---|
| | ● |
| | ● |
| | ● |
| | ● |
| | ● |

| | |
|--|---|
| | ● |
| | ● |
| | ● |
| | ● |
| | |

| | |
|--|---|
| | ● |
| | ● |
| | ● |
| | |
| | |

| | |
|--|---|
| | ● |
| | ● |
| | |
| | |
| | |

| | |
|--|---|
| | ● |
| | |
| | |
| | |
| | |